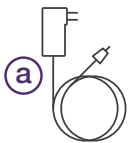


TELUS Optik TV[®]

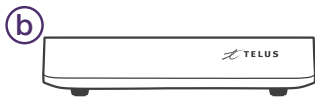
4K PVR Self-Install Guide




What you will find in your kit



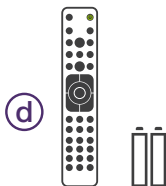
Power supply




4K PVR



1x 4K compatible
HDMI cable



1x Optik TV remote
2x AAA batteries

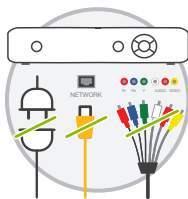
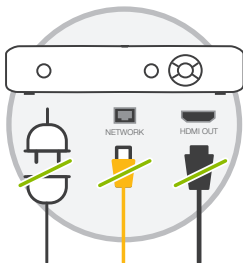



1x Breakout cable

(Optional – only use it if your TV does not have any HDMI ports. Please keep the original component or composite cable connected to your TV when unplugging your existing HD PVR.)

1

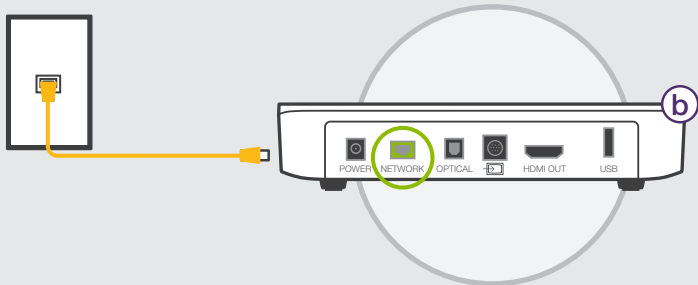
Unplug all the cables connected to the existing HD PVR.



Optional – this only applies when your TV does not have any HDMI ports.

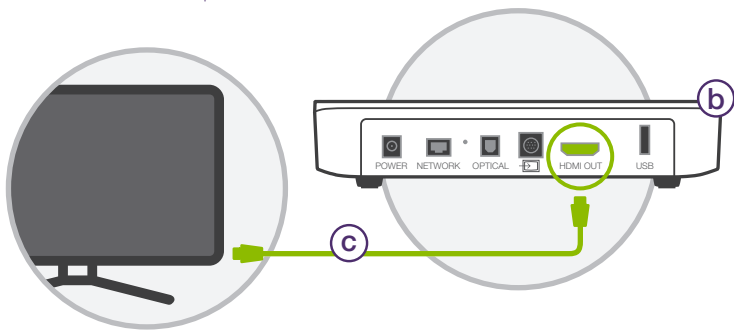
2

Connect the Ethernet cable to your 4K PVR.

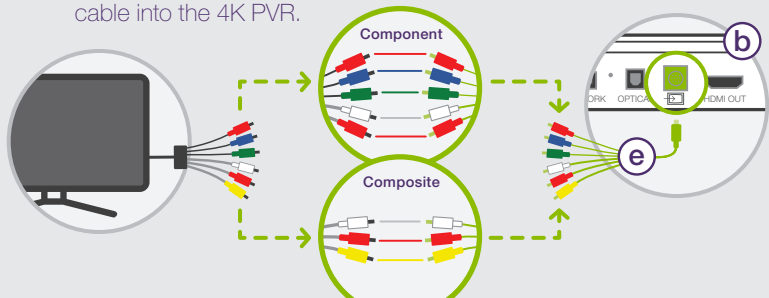


3a

If your TV has an HDMI port, connect the 4K PVR to TV with the HDMI cable provided.

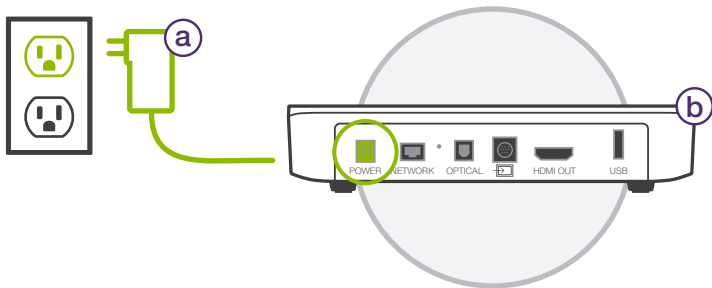
**3b**

If your TV does not have an HDMI port, and was previously connected to the HD PVR via either a component or a composite cable, please keep that cable connected to your TV on one end, and connect the other end to the breakout cable provided. Then plug the breakout cable into the 4K PVR.



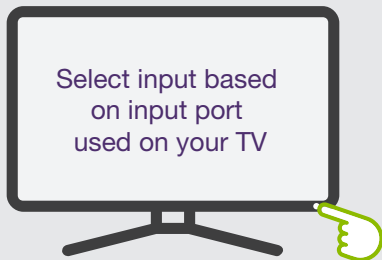
4

Connect the 4K PVR with the power cable provided.



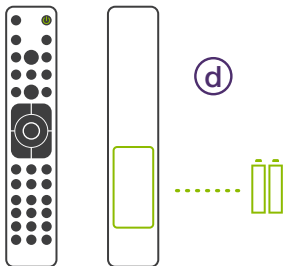
5

Using your TV manufacturer's remote, turn on your TV and use the input /source button to select the input that matches your selection in step **3a** (HDMI) or **3b** (component/composite).



6

Visit [telus.com/programremote](https://www.telus.com/programremote) for instructions on how to pair this remote with your TV.



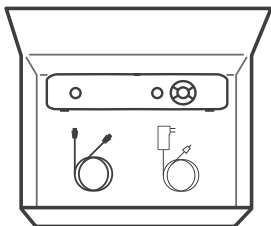
7

Follow the on screen instructions to complete set up.
Enjoy your 4K PVR!



8

Put the old HD PVR and cables back in the cardboard box provided with the install kit and drop it off at any Canada post for free return. Keep the tracking numbers for future reference.



AA 000 000 000 AA

Additional support:

Visit [telus.com/selfinstall](https://www.telus.com/selfinstall) for troubleshooting. If you need help during installation, please call TELUS technical support representatives at **310-MYTV (6988)**, available 24/7.

For TELUS Quebec customers, go to [telus.com/selfinstall](https://www.telus.com/selfinstall), or call us at **310-1212**.

