

# Ultra V Pro mini

HALF-CELL N-Type TOPCon

FULL-BLACK MONOFACIAL MODULE

TYPE: STPXXXS - C54/Nshb

**410-430W** **22.0%**  
POWER OUTPUT MAX EFFICIENCY



### Multi-grid technology

superior optical utilization and current collection capability, effectively improving product power and reliability



### High Aesthetic

Elegant design in full-black appearance, harmonious integration in components of the buildings, to bring customers an immersive aesthetic experience



### Excellent low light performance

more power output in low light conditions such as cloudy days, mornings and evenings



### Extended wind and snow load tests

Module certified to withstand extreme wind (3800 Pascal) and snow loads (6000 Pascal)\*

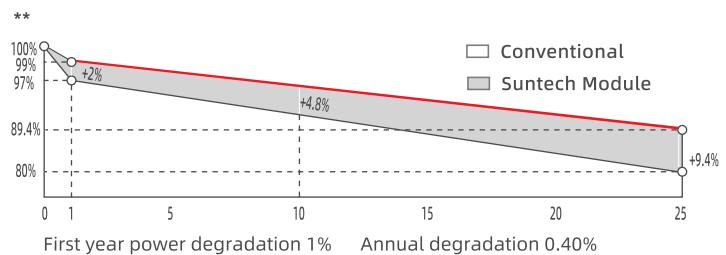


ISO 14001 Environment Management System  
ISO 45001 Occupational Health and Safety  
ISO 9001 Quality Management System  
SA 8000 Social Responsibility Standards  
IEC TS 62941 Guideline for Module Design

IEC 61701 Salt-mist certification  
IEC 62716 ammonia certification  
IEC 60068-2-68 Dust and Sand  
IEC 61730-2 (UL790) fire class C



**25** years of linear warranty  
**15** years of product warranty  
(25 years optionally)



\* Please refer to Suntech Standard Module Installation Manual for details.

\*\* Please refer to Suntech Limited Warranty for details.

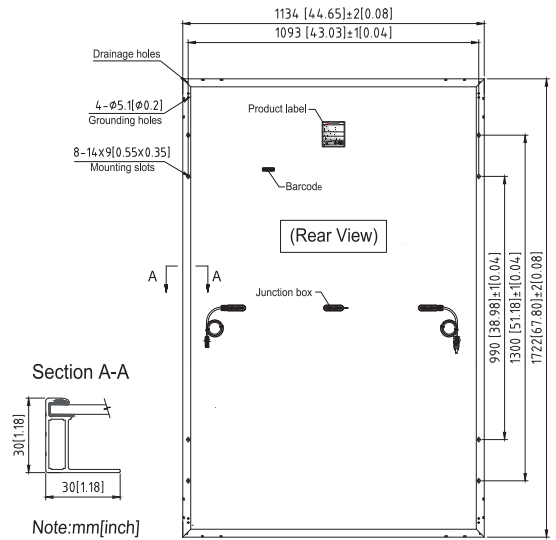
\*\*\* WEEE only for EU market.

\*\*\*\* Suntech reserves the right to the final.

# Ultra V Pro STPXXXS - C54/Nshb 410-430W

## Mechanical Characteristics

Solar Cell	N-type Monocrystalline silicon 182 mm
No. of Cells	108 (6 × 18)
Dimensions	1722 × 1134 × 30 mm (67.8 × 44.6 × 1.2 inches)
Weight	21.0 kgs (46.3 lbs.)
Front Glass	3.2 mm (0.126 inches) fully tempered glass
Output Cables	4.0 mm <sup>2</sup> , (-) 350 mm (+) 160 mm in length or customized length
Junction Box	IP68 rated (3 bypass diodes)
Operating Module Temperature	-40 °C to +85 °C
Maximum System Voltage	1500 V DC (IEC)
Connectors	MC4-EVO2
Maximum Series Fuse Rating	25 A
Power Tolerance	0/+5 W
Frame	Anodized aluminum alloy frame
Packing Configuration	36 Pieces per pallet 936 Pieces per container /40'HC 1755×1120×1255 794kg



## Electrical Characteristics

Module Type	STP430S-C54/Nshb		STP425S-C54/Nshb		STP420S-C54/Nshb		STP415S-C54/Nshb		STP410S-C54/Nshb	
	STC	NMOT	STC	NMOT	STC	NMOT	STC	NMOT	STC	NMOT
Maximum Power (Pmax/W)	430	328.7	425	324.9	420	321.0	415	317.3	410	313.5
Optimum Operating Voltage (Vmp/V)	32.33	30.2	32.15	30.0	31.96	29.9	31.78	29.7	31.59	29.6
Optimum Operating Current (Imp/A)	13.30	10.89	13.22	10.82	13.14	10.75	13.06	10.68	12.98	10.60
Open Circuit Voltage (Voc/V)	38.72	36.8	38.59	36.6	38.46	36.5	38.33	36.4	38.2	36.3
Short Circuit Current (Isc/A)	14.25	11.49	14.17	11.42	14.09	11.36	14.01	11.30	13.93	11.23
Module Efficiency (%)	22.0%		21.8%		21.5%		21.3%		21.0%	

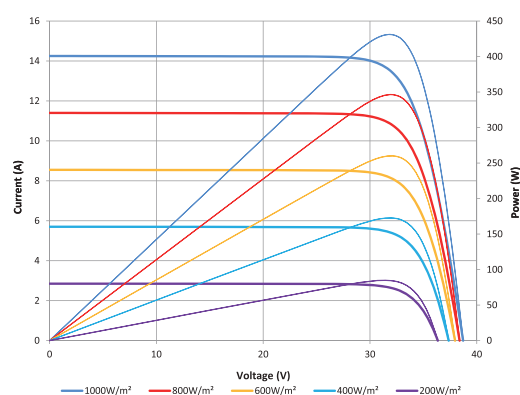
STC: Irradiance 1000 W/m<sup>2</sup>, module temperature 25 °C, AM=1.5; NMOT: Irradiance 800 W/m<sup>2</sup>, ambient temperature 20 °C, AM=1.5, wind speed 1 m/s; Tolerance of Pmax is within +/- 3%;

## Temperature Characteristics

Nominal Module Operating Temperature (NMOT)	42 ± 2 °C
Temperature Coefficient of Pmax	-0.30%/°C
Temperature Coefficient of Voc	-0.25%/°C
Temperature Coefficient of Isc	0.046%/°C

Information on how to install and operate this product is available in the installation instruction. All values indicated in this data sheet are subject to change without prior announcement. The specifications may vary slightly. All specifications are in accordance with standard EN 50380. Color differences of the modules relative to the figures as well as discolorations of/in the modules which do not impair their proper functioning are possible and do not constitute a deviation from the specification.

## Graphs Current-Voltage & Power-Voltage Curve (430S)



## Information bar

