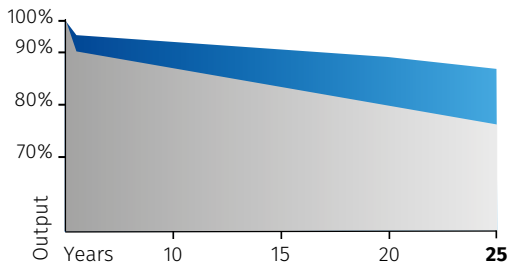


FU 390/395/400/405 M Silk® Plus All Black PERC MBB half-cut cells

PERFORMANCE GUARANTEE

Max power decrease from 2nd year 0,5%/year
 97% at the end of first year
 90% at the end of 20th year
 87% at the end of 25th year



■ Market standard performances
 ■ FuturaSun performances

CERTIFICATIONS

IEC 61215:2016 - IEC 61730:2016
 & Factory Inspection
 Fire Resistance - Class C

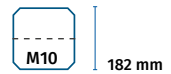


390 - 405 Wp

POWER RANGE

-0.35 %/°C

TEMPERATURE COEFFICIENT



108 HALF-CUT MBB CELLS

GENERAL FEATURES & KEY BENEFITS



- 25-year performance guarantee & 15-year product warranty

- Elegant all black front side design



- Up to 20.74 % module efficiency equal to 207.4 Wp/m²

- Two independent section design secures a higher energy yield under shaded conditions



- Half-cut design in combination with multi busbar reduces operating current and internal resistance



- Lower risk of micro cracks and hot-spot

- Less shades and more reflected light to the cell thanks to the round ribbon



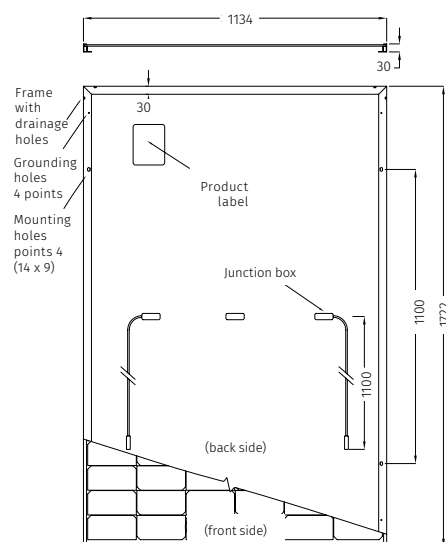
- Long cable as standard suitable for landscape configurations



For detailed information, please refer to the installation manual

MECHANICAL SPECIFICATIONS

Dimensions	1722 x 1134 x 30 mm
Weight	20.8 kg
Glass	High transmission, Low iron, Tempered, ARC, Thickness 3.2 mm
Cells	108 monocrystalline half cut MBB PERC cells 182 x 91 mm
Frame	Black anodized aluminium frame with mounting and drainage holes
Junction boxes	Certified according to IEC 62790, IP 68 approved, 3 bypass diodes
Cables	Solar cable, length 1100 mm or customized assembled with 4mm² compatible connectors
Maximum reverse current (I _r)	25 A
Maximum system voltage	1000 V (1500 V on request)
Mechanical load (snow)	Design load: 3600 Pa 5400 Pa (including safety factor 1.5)
Mechanical load (wind)	Design load: 1600 Pa 2400 Pa (including safety factor 1.5)
Protection Class	II - accordance to IEC 61730



Note: dimensions in mm, tolerance +/- 2 mm

ELECTRICAL DATA - STC*

		FU 390 M	FU 395 M	FU 400 M	FU 405 M
Module power (P _{max})	W	390	395	400	405
Open circuit voltage (V _{oc})	V	36.91	37.02	37.13	37.24
Short circuit current (I _{sc})	A	13.61	13.68	13.75	13.82
Maximum power voltage (V _{mpp})	V	30.62	30.82	31.01	31.18
Maximum power current (I _{mpp})	A	12.74	12.82	12.90	12.99
Module efficiency	%	19.97	20.22	20.48	20.74

ELECTRICAL DATA - NMOT**

		FU 390	FU 395 M	FU 400 M	FU 405 M
Module power (P _{max})	W	292	296	300	304
Open circuit voltage (V _{oc})	V	34.69	34.83	34.96	35.11
Short circuit current (I _{sc})	A	10.76	10.85	10.94	11.03
Maximum power voltage (V _{mpp})	V	28.86	29.02	29.19	29.36
Maximum power current (I _{mpp})	A	10.12	10.20	10.28	10.36

TEMPERATURE RATINGS

Temperature coefficient I _{sc}	%/°C	0.05
Temperature coefficient V _{oc}	%/°C	-0.27
Temperature coefficient P _{max}	%/°C	-0.35
NMOT**	°C	45
Operating temperature	°C	from -40 to +85

PACKAGING INFORMATION

Quantity / Pallet	36 pcs
Container 40' HQ	936 pcs / 26 pallets

*Standard Test Conditions STC: 1000 W/m² - AM 1.5 - 25 °C - tolerance: P_{max} (±3%), V_{oc} (±4%), I_{sc} (±5%)

**Nominal Module Operating Temperature NMOT: 800 W/m² - T=45 °C - AM 1.5

Notice: All data and specifications are preliminary and subject to change without notice.

