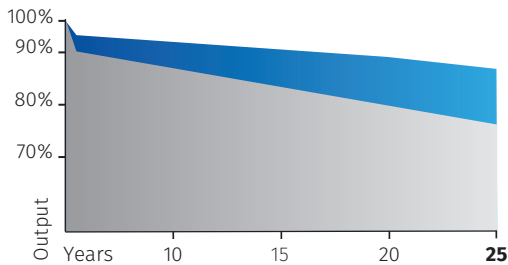




FU 400/405/410/415 M Silk® Plus PERC MBB half-cut cells

PERFORMANCE GUARANTEE

Max power decrease from 2nd year 0,5%/year
97% at the end of first year
90% at the end of 20th year
87% at the end of 25th year



■ Market standard performances
■ FuturaSun performances

CERTIFICATIONS

IEC 61215:2016 - IEC 61730:2016
& Factory Inspection
Fire Resistance - Class C

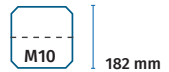


400 - 415 Wp

**POWER
RANGE**

-0.35 %/°C

**TEMPERATURE
COEFFICIENT**



**108 HALF-CUT
MBB CELLS**

GENERAL FEATURES & KEY BENEFITS



- 25-year performance guarantee & 15-year product warranty



- Up to 21.25 % module efficiency equal to 212.5 Wp/m²



- Two independent section design secures a higher energy yield under shaded conditions



- Half-cut design in combination with multi-busbar reduces operating current and internal resistance



- Lower risk of micro-cracks and hot-spot

- Less shades and more reflected light to the cell thanks to the round ribbon

- Excellent versatility for different system applications

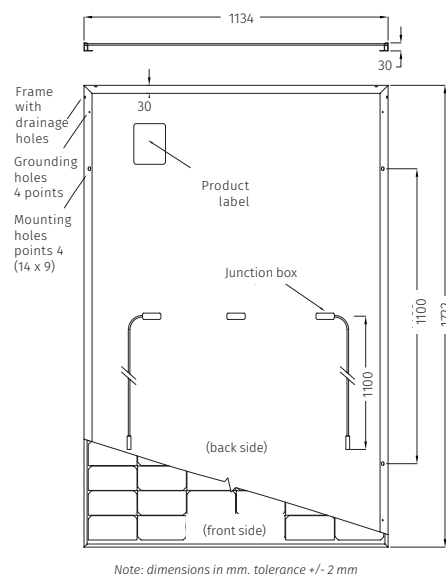
- Long cable as standard suitable for landscape configurations



For detailed information,
please refer to the installation manual

MECHANICAL SPECIFICATIONS

Dimensions	1722 x 1134 x 30 mm
Weight	20.8 kg
Glass	High transmission, Low iron, Tempered, ARC, Thickness 3.2 mm
Cells	108 monocrystalline half cut MBB PERC cells 182 x 91 mm
Frame	Black anodized aluminium frame with mounting and drainage holes
Junction boxes	Certified according to IEC 62790, IP 68 approved, 3 bypass diodes
Cables	Solar cable, length 1100 mm or customized assembled with 4mm ² compatible connectors
Maximum reverse current (Ir)	25 A
Maximum system voltage	1000 V (1500 V on request)
Mechanical load (snow)	Design load: 3600 Pa 5400 Pa (including safety factor 1.5)
Mechanical load (wind)	Design load: 1600 Pa 2400 Pa (including safety factor 1.5)
Protection Class	II - accordance to IEC 61730



ELECTRICAL DATA - STC*

		FU 400 M	FU 405 M	FU 410 M	FU 415 M
Module power (Pmax)	W	400	405	410	415
Open circuit voltage (Voc)	V	37.13	37.24	37.35	37.46
Short circuit current (Isc)	A	13.75	13.82	13.89	13.96
Maximum power voltage (Vmpp)	V	31.01	31.18	31.36	31.55
Maximum power current (Impp)	A	12.90	12.99	13.08	13.16
Module efficiency	%	20.48	20.74	21.00	21.25

ELECTRICAL DATA - NMOT**

		FU 400 M	FU 405 M	FU 410 M	FU 415 M
Module power (Pmax)	W	300	304	308	312
Open circuit voltage (Voc)	V	34.97	35.11	35.24	35.37
Short circuit current (Isc)	A	10.94	11.03	11.12	11.21
Maximum power voltage (Vmpp)	V	29.19	29.36	29.53	29.69
Maximum power current (Impp)	A	10.28	10.36	10.43	10.51

TEMPERATURE RATINGS

Temperature coefficient Isc	%/°C	0.05
Temperature coefficient Voc	%/°C	-0.27
Temperature coefficient Pmax	%/°C	-0.35
NMOT**	°C	45
Operating temperature	°C	from -40 to +85

PACKAGING INFORMATION

Quantity / Pallet	36 pcs
Container 40' HQ	936 pcs / 26 pallets

*Standard Test Conditions STC: 1000 W/m² - AM 1.5 - 25°C - tolerance: Pmax (±3%), Voc (±4%), Isc (±5%)
 **Nominal Module Operating Temperature NMOT: 800 W/m² - T=45°C - AM 1.5
 Notice: All data and specifications are preliminary and subject to change without notice.

