






PCS100/250/500/630/1000

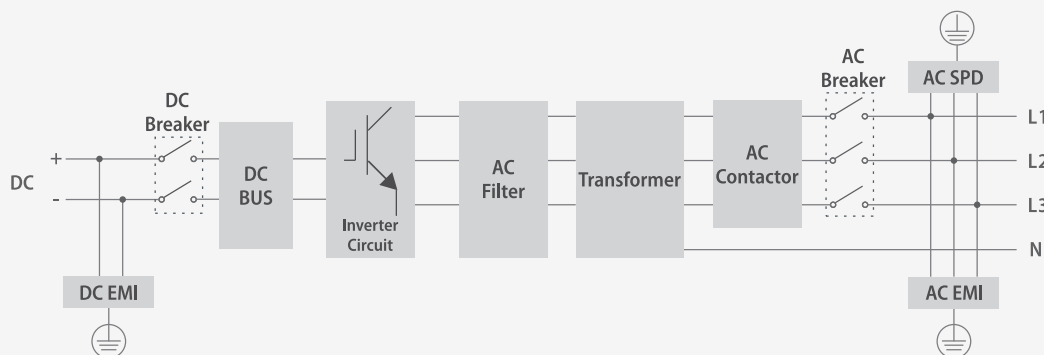
Bidirectional battery inverter from 100kW to 1000kW, can be used alone or with solar charge controllers and other accessories for different application scenarios.

Features

-  Paralleling multiple units
-  Programmable working mode
-  Flexible configuration
-  Touchscreen LCD
-  Support remote control of DG



Block Diagram



	PCS100	PCS250	PCS500	PCS630	PCS1000
AC(on-grid)					
Apparent power	110kVA	275kVA	550kVA	693kVA	1100kVA
Rated power	100kW	250kW	500kW	630kW	1000kW
Rated voltage	400V	400V	400V	400V	400V
Rated current	144A	361A	722A	909A	1443A
Voltage range	360V-440V	360V-440V	360V-440V	360V-440V	360V-440V
Rated frequency	50/60Hz	50/60Hz	50/60Hz	50/60Hz	50/60Hz
Frequency range	45~55/55~65Hz	45~55/55~65Hz	45~55/55~65Hz	45~55/55~65Hz	47-51.5/57-61.5Hz
THDI	<3%	<3%	<3%	<3%	<3%
PF	0.8 lagging~0.8 leading	0.8 lagging~0.8 leading	0.8 lagging~0.8 leading	0.8 lagging~0.8 leading	0.8 lagging~0.8 leading
AC connection	3/N/PE	3/N/PE	3/PE	3/PE	3/PE
Max. rectified power	100kW	250kW	500kW	630kW	750kW

	PCS100	PCS250	PCS500	PCS630	PCS1000
AC(off-grid)					
Apparent power	110kVA	275kVA	550kVA	693kVA	1100kVA
Rated power	100kW	250kW	500kW	630kW	1000kW
Rated voltage	400V	400V	400V	400V	400V
Rated current	144A	361A	722A	909A	1443A
THDU	≤2% linear	≤2% linear	≤2% linear	≤2% linear	≤2% linear
Rated frequency	50/60Hz	50/60Hz	50/60Hz	50/60Hz	50/60Hz
Overload capability	110%-10 mins 120%-1 min	110%-10 mins 120%-1 min	110%-10 mins 120%-1 min	110%-10 mins 120%-1 min	110%-10 mins 120%-1 min
Max. rectified power	100kW	250kW	500kW	630kW	750kW

	PCS100	PCS250	PCS500	PCS630	PCS1000
DC (Battery and PV)					
Rated power	100kW	250kW	500kW	630kW	1000kW
Current regulation	±1%	±1%	±1%	±1%	±1%
Voltage regulatoin	±1%	±1%	±1%	±1%	±1%
Voltage ripple	<3%	<3%	<3%	<3%	<3%
Current ripple	<2%	<2%	<2%	<2%	<2%
Voltage range	500V-820V	500V-820V	600V-900V	600V-900V	700V-900V
Max. charge/ discharge current	220A	550A	917A	1155A	1430A

	PCS100	PCS250	PCS500	PCS630	PCS1000
General Information					
Max. efficiency	97.10%	97.30%	98.50%	98.50%	99.0%
Protection degree	IP20	IP20	IP20	IP20	IP20
Noise emission	<65dB(A)@1m	<65dB(A)@1m	<65dB(A)@1m	<65dB(A)@1m	<65dB(A)@1m
Operating temperature	-25°C~+55°C	-25°C~+55°C	-25°C~+55°C	-25°C~+55°C	-25°C~+55°C
Cooling method	Forced-air	Forced-air	Forced-air	Forced-air	Forced-air
Relative humidity	0-95% non-condensing	0-95% non-condensing	0-95% non-condensing	0-95% non-condensing	0-95% non-condensing
Max. altitude	6000m (derate above 3000m)	6000m (derate above 3000m)	6000m (derate above 3000m)	6000m (derate above 3000m)	6000m (derate over 3000m)
Dimension(W/H/D)	1100/1890/850mm	1600/2080/850mm	1200/1900/800mm	1200/1900/800mm	1510/1900/850mm
Weight	820kg	1465kg	870kg	900kg	1500kg
Build-in transformer	Yes	Yes	No	No	No
Lightning protection	Type II	Type II	Type II	Type II	Type II
Transfer between on/off grid	Manual(default) Automatic(optional) ≤10ms	Manual(default) Automatic(optional) ≤10ms	Manual(default) Automatic(optional) ≤10ms	Manual(default) Automatic(optional) ≤10ms	Manual(default) Automatic(optional) ≤10ms

	PCS100	PCS250	PCS500	PCS630	PCS1000
Communication					
Display	Touch screen	Touch screen	Touch screen	Touch screen	Touch screen
Communication	RS485/CAN	RS485/CAN	RS485/CAN	RS485/CAN	RS485/CAN

	PCS100	PCS250	PCS500	PCS630	PCS1000
Certificate					
	CE , MEA , PEA , EN 61000-6-2:2019 , EN 61000-6-4:2019 , EN61000-6-2:2005 , EN62109-1:2010 , EN62109-2:2011, NRS 097-2-1:2017, VDE 0126, UTE-C, 15-712, EN 50549-1:2019, PSE:2018-12				