


BISTAR

TP7F72M
TP7F72M(H) **144 half-cell**

530 - 550W

10BB half-cut mono perc



KEY FEATURES



10BB half-cut cell technology

New circuit design, lower internal current, lower Rs loss
Ga doped wafer, attenuation < 2% (1st year) / ≤ 0.55% (Linear)



Significantly lower the risk of hot spot

Special circuit design with much lower hot spot temperature



Lower LCOE

2% more power generation, lower LCOE



Excellent Anti-PID performance

2 times of industry standard Anti-PID test by TUV SUD



IP68 junction box

High waterproof level

SYSTEM & PRODUCT CERTIFICATES

- IEC 61215 / IEC 61730 / UL 61730
- ISO 9001: 2015 Quality Management System
- ISO 14001: 2015 Environment Management System
- ISO 45001: 2018 Occupational Health and Safety Management Systems

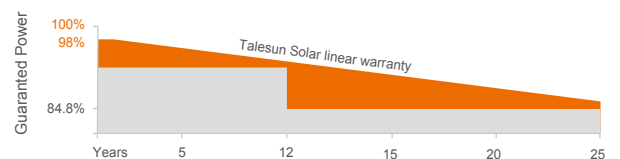


PERFORMANCE WARRANTY



Linear Performance Warranty

Standard Performance Warranty



ELECTRICAL PARAMETERS

Performance at STC (Power Tolerance 0 ~ +3%)

Maximum Power (Pmax/W)	530	535	540	545	550
Operating Voltage (Vmpp/V)	41.32	41.48	41.64	41.80	41.96
Operating Current (Impp/A)	12.83	12.90	12.97	13.04	13.11
Open-Circuit Voltage (Voc/V)	49.32	49.46	49.60	49.76	49.92
Short-Circuit Current (Isc/A)	13.72	13.79	13.86	13.93	14.00
Module Efficiency ηm(%)	20.5	20.7	20.9	21.1	21.3

Performance at NMOT

Maximum Power (Pmax/W)	395	398	402	406	410
Operating Voltage (Vmpp/V)	38.6	38.7	38.8	39.0	39.1
Operating Current (Impp/A)	10.24	10.30	10.36	10.41	10.47
Open-Circuit Voltage (Voc/V)	46.4	46.5	46.7	46.8	47.0
Short-Circuit Current (Isc/A)	11.06	11.12	11.17	11.23	11.28

STC: Irradiance 1000W/m², Cell Temperature 25°C, Air Mass AM1.5 NMOT: Irradiance at 800W/m², Ambient Temperature 20°C, Air Mass AM1.5, Wind Speed 1m/s

MECHANICAL SPECIFICATION

Cell Type	Monocrystalline
Cell Dimensions	182*182mm
Cell Arrangement	144 (6*24)
Weight	29kg (63.9lbs.)
Module Dimensions	2279*1134*35mm (89.72*44.65*1.38inches)
Cable Length	Portrait 300mm/Landscape 1200mm/Customized
Cable Cross Section Size	TUV: 4mm ² (0.006inches ²)/UL: 12AWG
Front Glass	3.2mm (0.13inches) AR Coating Tempered Glass
No. of Bypass Diodes	3
Packing Configuration (1)	31pcs/carton, 620pcs/40hq
Packing Configuration (for USA)	31pcs/carton, 620pcs/40hq
Frame	Anodized Aluminium Alloy
Junction Box	IP68

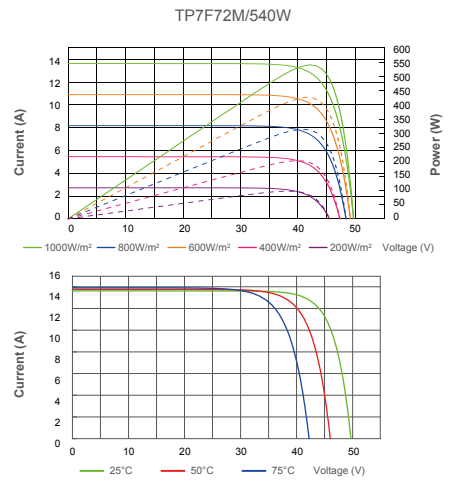
OPERATING CONDITIONS

Maximum System Voltage	1000V/1500V/DC(IEC)
Operating Temperature	-40°C ~ +85°C
Maximum Series Fuse	25A
Static Loading	Snow Loading: 5400Pa/ Wind Loading: 2400Pa
Conductivity at Ground	≤0.1Ω
Safety Class	II
Resistance	≥100MΩ
Connector	T01/LJQ-3-CSY/MC4/MC4-EVO2

TEMPERATURE COEFFICIENT

Temperature Coefficient Pmax	-0.35%/°C
Temperature Coefficient Voc	-0.26%/°C
Temperature Coefficient Isc	+0.048%/°C
NMOT	43±2°C

I-V CURVE



TECHNICAL DRAWINGS

