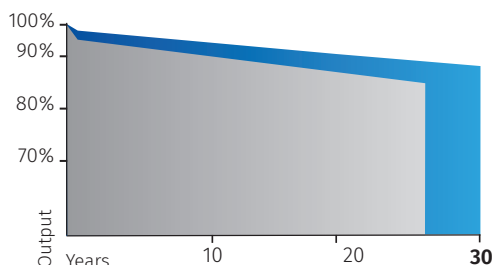


N-TYPE
N
N-TYPE

FU 560/565/570/575/580/585 MV Silk[®] Nova Duetto N-Type MBB Bifacial half-cut cells

PERFORMANCE GUARANTEE

Max power decrease from 1st year 0.4%/year
99% at the end of first year
92% at the end of 20th year
87% at the end of 30th year



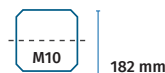
■ Market standard performances
■ FuturaSun performances

560 - 585 Wp

POWER RANGE

-0.29 %/°C

TEMPERATURE COEFFICIENT



144 MBB BIFACIAL HALF-CUT CELLS

GENERAL FEATURES & KEY BENEFITS



- 30-year performance guarantee & 15-year product warranty
- Up to 22.4 % module efficiency equal to 224 Wp/m²
- 2 independent section design secures a higher energy yield under shaded conditions
- Up to 85% bifaciality factor
- Half-cut design in combination with multi busbar reduces operating current and internal resistance
- Lower risk of micro cracks and hot-spot
- Resistant to LID (Light Induced Degradation) and LeTID (Light and elevated Temperature Induced Degradation)
- 2+2 mm glass-glass structure for optimal mechanical stability.
- Excellent temperature coefficient -0,29 %/°C

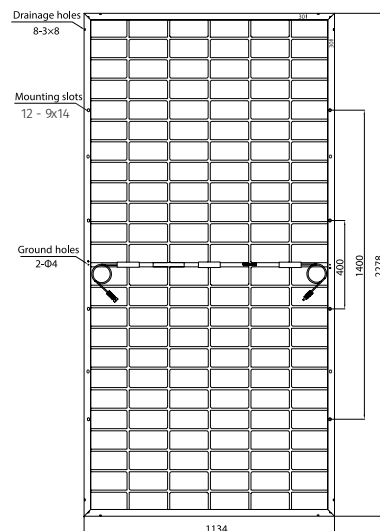


- Improved low light performance
- Increased light absorption



MECHANICAL SPECIFICATIONS

Dimensions	2278 X 1134 X 30 mm
Weight	32 kg
Glass	Front: 2.0 mm Solar glass with ARC Back: 2.0 mm Solar Glass with white grid
Cells	144 Bifacial half-cut MBB N-Type cells 182 X 91 mm
Frame	Anodized aluminium Frame with mounting and drainage holes
Junction boxes	Certified according to IEC 62790, IP 68 approved, 3 bypass diodes
Cables	Solar Cable, length 1400 mm or customized assembled with 4mm ² compatible connectors
Maximum reverse current (Ir)	30 A
Maximum system voltage	1500 V
Mechanical load (snow)	Design load: 3600 Pa 5400 Pa (including safety factor 1.5)
Mechanical load (wind)	Design load: 1600 Pa 2400 Pa (including safety factor 1.5)
Protection Class	II - accordance to IEC 61730



ELECTRICAL DATA - STC*

		FU 560 MV	FU 565 MV	FU 570 MV	FU 575 MV	FU 580 MV	FU 585 MV
Module power (Pmax)	W	560	565	570	575	580	585
Open circuit voltage (Voc)	V	50.44	50.58	50.72	50.86	51.00	51.14
Short circuit current (Isc)	A	14.16	14.24	14.32	14.4	14.48	14.56
Maximum power voltage (Vmpp)	V	41.74	41.89	42.04	42.19	42.34	42.49
Maximum power current (Imp)	A	13.42	13.49	13.56	13.63	13.70	13.77
Module efficiency	%	21.7	21.8	22	22.2	22.4	20.5

ELECTRICAL DATA - NMOT**

		FU 560 MV	FU 565 MV	FU 570 MV	FU 575 MV	FU 580 MV	FU 585 MV
Module power (Pmax)	W	421	425	429	433	436	440
Open circuit voltage (Voc)	V	47.91	48.05	48.19	48.31	48.45	48.59
Short circuit current (Isc)	A	11.44	11.50	11.56	11.63	11.69	11.75
Maximum power voltage (Vmpp)	V	39.25	39.37	39.5	39.59	39.68	39.8
Maximum power current (Imp)	A	10.73	10.80	10.86	10.93	11.00	11.06

TEMPERATURE RATINGS

Temperature coefficient Isc	%/°C	0.045
Temperature coefficient Voc	%/°C	-0.25
Temperature coefficient Pmax	%/°C	-0.29
NMOT**	°C	45 ± 2
Operating temperature	°C	from -40 to +85

PACKAGING INFORMATION

Quantity / Pallet	36 pcs
Container 40' HQ	720 pcs / 20 pallets

*Standard Test Conditions STC: 1000 W/m² - AM 1.5 - 25 °C - tolerance: Pmax (±3%), Voc (±4%), Isc (±5%)

**Nominal Module Operating Temperature NMOT: 800 W/m² - T=45 °C - AM 1.5.

Notice: All data and specifications are preliminary and subject to change without notice.

