



SIZE GUIDE

Welcome to your Auverture size guide.

We want to help determine your perfect fit, simply follow the simple steps provided below by printing this guide in A4 (US: 8.5x 11 inches) and use the scales to measure.

If you need further assistance or require a custom size for the perfect fit, please do not hesitate to contact the Auverture team:

customercare@auverture.com

Rings

Option 1

Using your preferred size of an existing ring, simply place it on the circle until you find the right match with the inner part of the ring matching the circle's exterior.



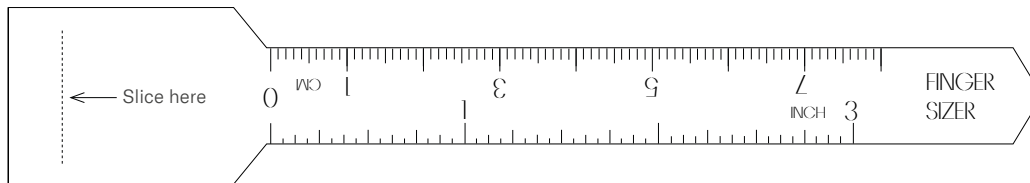
Measures

Option 2

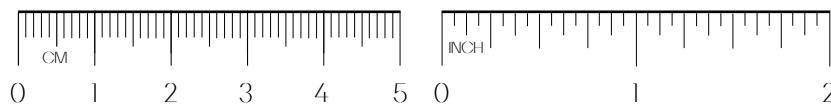
Another way you can measure the circumference of your finger is by using the measure below. Print, cut and wrap it around the largest part of your finger to determine the size and to ensure your ring will slip on and fit perfectly.

For some designers, rings above a certain size will have an additional charge. As we work with designers from around the world, these ring sizes may vary; therefore, we have provide you an international conversion chart on the following page.

Contact our team if you need any further assistance with this, we will be more than happy to help to guide you.



You may verify the accuracy of the measurements with the scales below. They are shown in centimeters and in inches.



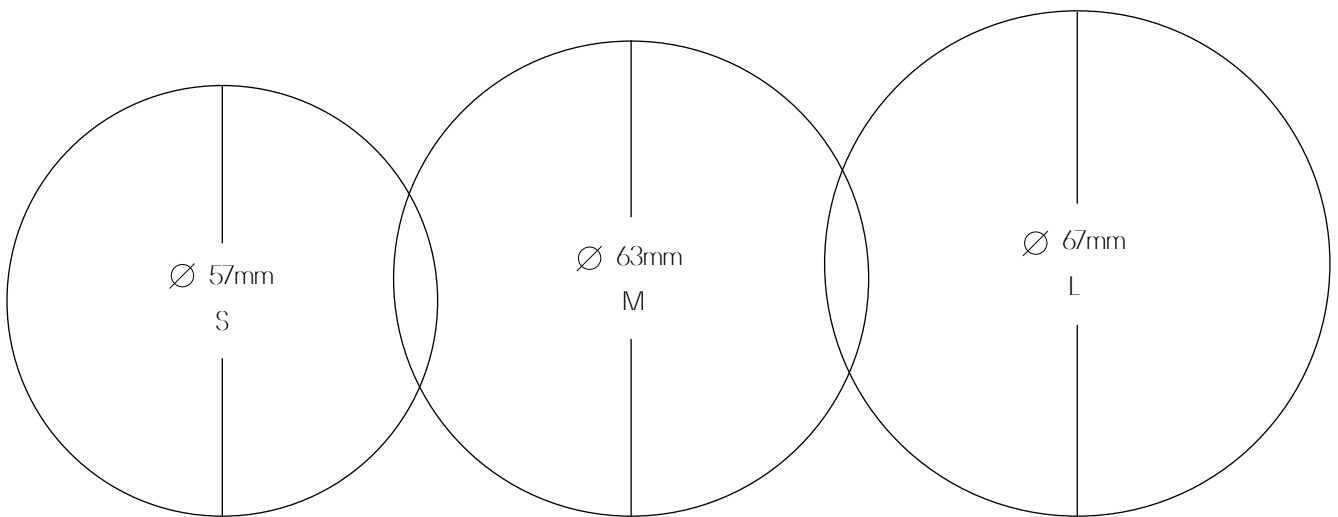
Ring Size Guide

Finger size (mm)	Ring Size			
	Europe	USA	UK	Asia (Japan, Korea, Greater China)
41	41	1 ^{3/4}	D	1
42	42	2.5	D ^{1/2}	2
43	43	3	E ^{1/2}	3
44	44		F	4
45	45	3 ^{1/4}	G	5
46	46	3 ^{3/4}	H	6
47	47	4	I	7
48	48	4 ^{1/4}	I ^{1/2}	8
49	49	4 ^{3/4}	J	9
50	50	5 ^{1/4}	K	10
51	51	5 ^{3/4}	L	11
52	52	6	L ^{1/2}	12
53	53	6 ^{1/4}	M	13
54	54	6 ^{3/4}	N	14
55	55	7 ^{1/4}	O	15
56	56	7 ^{1/2}	P	16
57	57	8	P ^{1/2}	17
58	58	8 ^{1/4}	Q	18
59	59	8 ^{3/4}	R	19
60	60	9	S	20
61	61	9 ^{1/2}	S ^{1/2}	21
62	62	10	T ^{1/2}	22
63	63	10 ^{1/4}	U ^{1/2}	23
64	64	10 ^{3/4}	V	24
65	65	11	W	25
66	66	11 ^{1/2}	W ^{1/2}	26
67	67	11 ^{3/4}	X ^{1/2}	27
68	68	12 ^{1/4}	Z	28
69	69	12 ^{1/2}	Z ^{1/2}	29
70	70	13		30
71	71	13 ^{1/4}	Z+1	31
72	72		Z+2	32
73	73		Z+3	33
74	74		Z+4	34
75	75		Z+5	35
76	76		Z+6	36

Bracelets

Using the same process as the rings above; print this page in A4 size, use these images to compare and to find the perfect size with the inner part of the bracelet matching the circle's exterior.

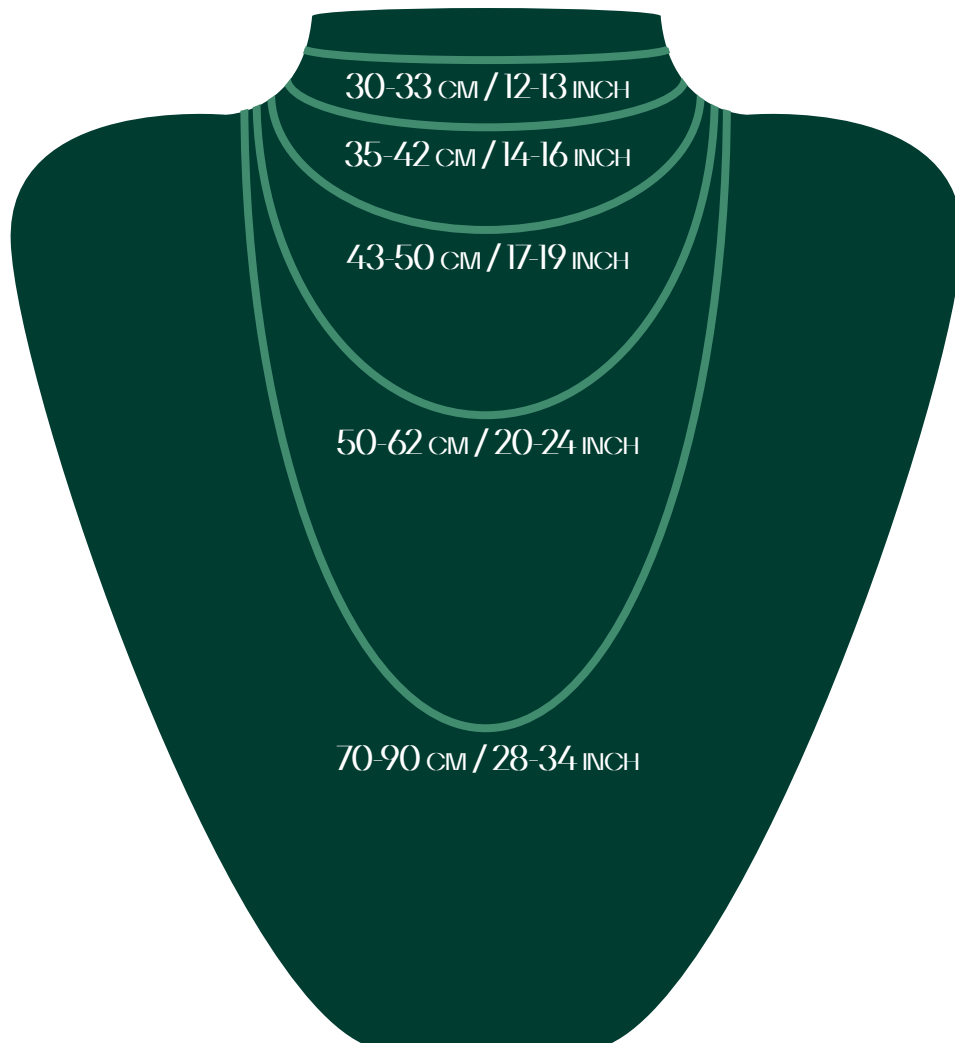
If you have any questions or require a custom size, please contact our team:
customercare@auverture.com



Necklaces

We love seeing you add some Averture sparkle and having you feel your very best. Most days, this calls for the right necklace to brighten everything up! Needless to say, we have a wide range of necklaces to choose from. Chokers to long chains, pendants to charms. Use the below images to help decide on your favourite length

Need help choosing or would like a custom chain length? Please contact:
customercare@auverture.com



Need help?

Call us: +31 (0)20 6269095
Available from Mon-Frid from 10am-6pm

Email us: customercare@auverture.com
Whatsapp: +31 (0)20 6269095