

Title	Cleansed Supplier List
Version	2.00
Date	30th August 2018
Doc type	Guide
Access	Restricted for NPC Subscribers



Document Purpose

The purpose of this document is to provide information on the Cleansed Supplier List feature available for NPC Data Recipients. It discusses what is the Cleansed Supplier List and how it can be configured for Data Recipients to receive supplier data via M2M.

The document is intended for use by NPC Data Recipients looking at implementing process to receive data.

Document control

Document version and change history

Version	Date	Nature of change / comments	Editors
1.00	2016	Original document released	NA
2.00	30-Aug-2018	Document updated and migrated to GS1 Document template	K.Lai

Document authors / contributors

Name	Title / Organisation
Keith Lai	Senior Advisor – NPC Development and Technical Support

Disclaimer

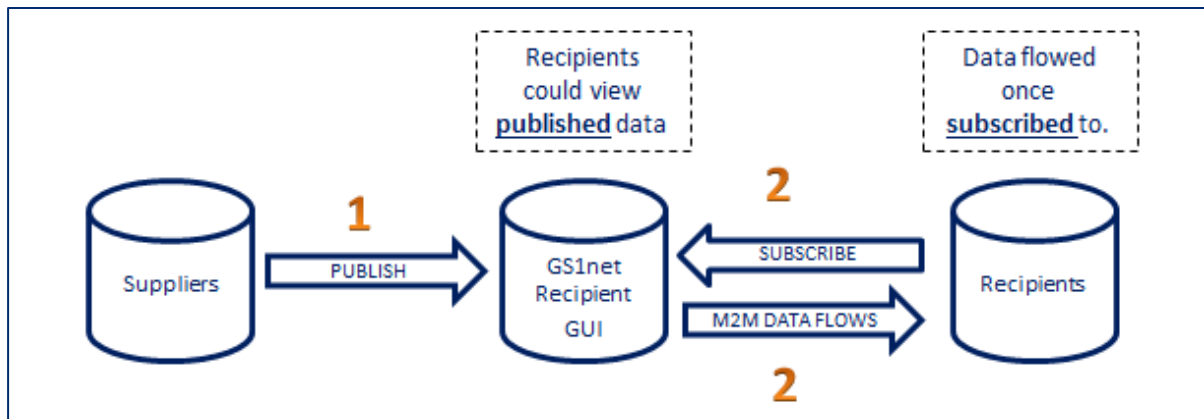
THIS DOCUMENT IS PROVIDED "AS IS" WITH NO WARRANTIES WHATSOEVER, INCLUDING ANY WARRANTY OF MERCHANTABILITY, NONINFRINGEMENT, FITNESS FOR PARTICULAR PURPOSE, OR ANY WARRANTY OTHERWISE ARISING OUT OF THIS SPECIFICATION. GS1 Australia disclaims all liability for any damages arising from use or misuse of this document or its contents, whether special, indirect, consequential, or compensatory damages, and including liability for infringement of any intellectual property rights, relating to use of information in or reliance upon this document. GS1 Australia retains the right to make changes to this document or its contents at any time, without notice. GS1 Australia makes no warranty for the use of this document and assumes no responsibility for any errors which may appear in the document, nor does it make a commitment to update the information contained herein.

Table of contents

Document Purpose	i
Document control	i
Background	1
Cleansed Supplier List	1
Receiving data from NPC	2
Scenario 1	2
Scenario 2	3

Background

Previously in GS1net (now known as the National Product Catalogue), a Data Recipient would be able to view data online if the supplier had published to them. In order to receive data via M2M a Data Recipient had to subscribe to the data. This is illustrated below:



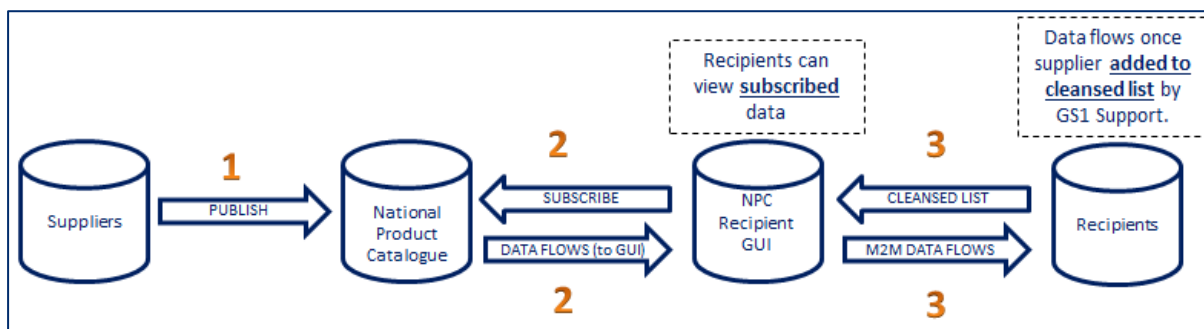
Previous GS1net Architecture

With Data Recipients having different business requirements based on internal business process (e.g. wishing to receive all Publishers’ NPC data versus only a subset) and systems capabilities (e.g. direct NPC connection or middleware), a new feature was introduced as part of the Zodiac project GDSN data pool migration.

Cleansed Supplier List

In the new NPC architecture, data will only appear in the Recipient UI once there is a subscription to supplier’s data from the Data Recipient. Once subscription is in place, Data Recipient can login to the Recipient UI, review the data if required and manually synchronise via M2M to their system. However, any subsequent changes to the data by the supplier will require the user to login and synchronise again to receive the updates into their system.

For Data Recipients with M2M capabilities the Cleansed Supplier List feature was implemented so they had a mechanism to control when data was sent to them and automate the process via M2M messaging.



NPC Architecture

When the Cleansed Supplier List feature is set up, Data Recipients can receive data immediately into their system via M2M once supplier had been made NPC Ready by GS1 Australia.

The Data Recipient will still need to first subscribe to the suppliers’ data. This can be done by either sending a Catalogue Item Subscription (CIS) message via M2M into NPC or directly from the Recipient UI. GS1 Australia will add the suppliers’ GLN into the Cleansed Supplier List for the Data Recipient. Once the GLN is added to the Cleansed Supplier List, data will automatically flow to Data Recipient’s system. Any subsequent item and price updates made by the supplier in the NPC will be sent directly to the Data Recipient. This eliminates the process of manually synchronising the data.

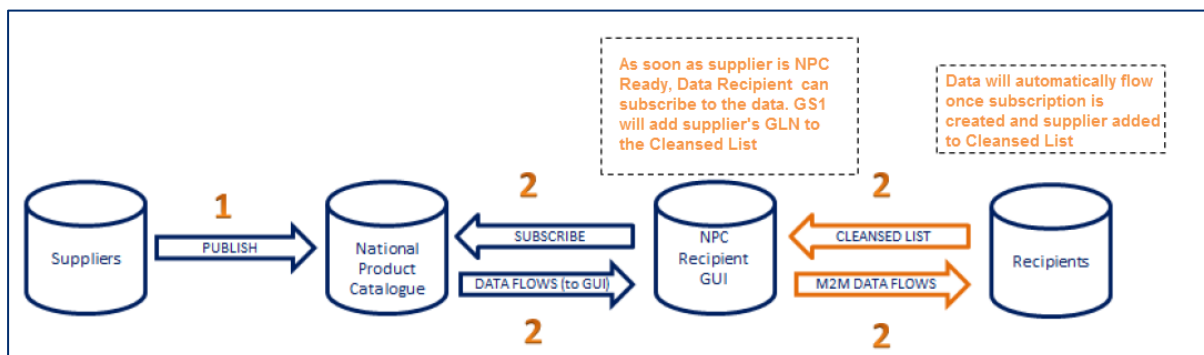
Receiving data from NPC

There are two scenarios GS1 Australia identified:

1. Data Recipients is ready to automatically receive data if the supplier has been made NPC Ready.
2. Data Recipients wants to automatically receive the data regardless of supplier’s NPC Ready status.

Scenario 1

If Data Recipient wants to automatically receive suppliers’ data which has been made NPC Ready via M2M, GS1 Australia can implement a process for you. As soon as GS1 Australia declare a supplier NPC Ready, Data Recipients can subscribe to that supplier’s catalogue from the Recipient UI. Once subscription is successful, data will flow into the Recipient UI. Data Recipient can review the data first (if required) and when ready, GS1 Australia will add the supplier’s GLN to the Cleansed Supplier List. Data Recipient will automatically receive all data via M2M for NPC Ready suppliers. This means a simple “NPC Ready Alert” will ensure that you receive the data via the M2M process.



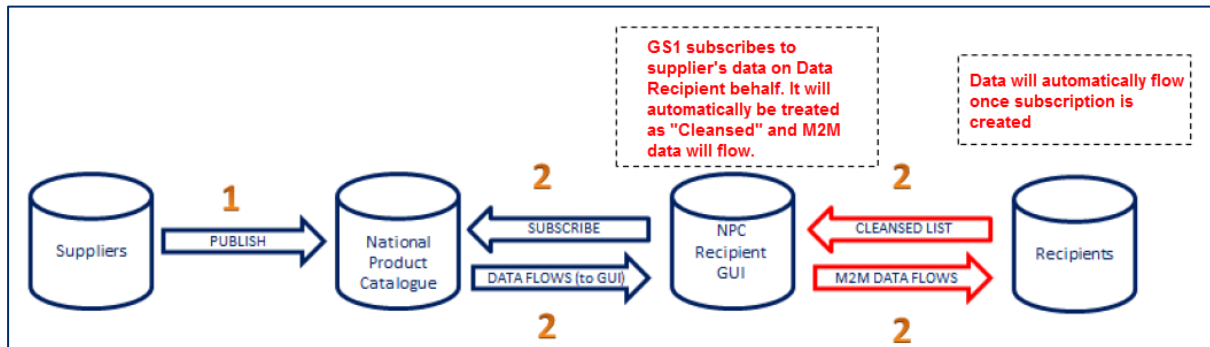
Data Recipient subscribe and GS1 add supplier GLN to Cleansed List

To put this process in place please contact the National Product Catalogue Customer Support Team or npc@gs1au.org to request this process for your company. GS1 Australia will additionally review your existing lists to ensure all NPC Ready suppliers

are added to your Cleansed Supplier List and ensure all new NPC Ready Suppliers are added moving forward.

Scenario 2

Regardless of the NPC Ready status, GS1 Australia can subscribe to the data on Data Recipient’s behalf and set up Recipient UI to send all data to the Data Recipients. There is no action required by the Data Recipient.



GS1 subscribe and data automatically flow

For this scenario, it is important to note by default GS1 Australia will only subscribe to supplier’s catalogue on Data Recipient behalf once the NPC Ready status is issued. This is to ensure the Data Recipient is receiving valid data as per defined data requirements. If you simply want to receive the data regardless of NPC Ready status, please speak to GS1 Australia.

From Data Recipient’s perspective, scenario one allows them to firstly review the supplier’s data in the Recipient UI before synchronising it to internal system. This step make sure Data Recipient is receiving the data they intend to and it is correct.

Compared to scenario 2, the review step is not required, and Data Recipient simply want the data to flow through to internal system once a subscription is in place.

If you have any questions, please contact GS1 Australia on 1300 227 263 or email npc@gs1au.org