

ecobee

Sweet Dreams Baby Kit

Reviewer Experience Guide



CONTENTS


03	Meet ecobee
04	Meet the Sweet Dreams Baby Kit
06	Meet the products
07	Get set up
09	Explore our features
11	Share your experience

Meet ecobee.

ecobee started with Stuart Lombard and a passion for bettering the planet and bettering lives. He was always looking for solutions, even at the age of 12 with one of his first inventions, a canoe that could pack away into a suitcase.

But after becoming a parent and coming back to a freezing cold house after a family vacation, Stuart was inspired to think bigger. How could he make sure his family was comfortable, all while saving energy and the planet? He set out to create the world’s first smart thermostat, a way to conserve energy but also deliver comfort without compromise (and no more chilly surprises for his family either).

In 2007, ecobee was born. We’ve grown from our first smart thermostat to offer more products that seamlessly work together to bring more comfort and peace of mind to your home. We’ve introduced ecobee Haven home monitoring, ecobee SmartCamera with voice control, and ecobee SmartSensor for doors and windows.



Stuart with his daughter




The original ecobee created in 2008



ecobee Haven is launched in 2020

How could Stuart make sure his family was comfortable, all while saving energy and the planet?

Meet the Sweet Dreams Baby Kit.



As our company grew, so did our ideas. Many of our customers and employees who became new parents began using our SmartCamera with voice control as a baby monitor. They loved the 1080p HD video for watching their baby day or night, Spotify Connect to play their little one lullabies, and the two-way talk so they could soothe from another room.

Our engineers got started on a few tweaks and adjustments to make an even better experience for using SmartCamera as a baby monitor. We also wanted to make sure baby would be comfortable and cozy, so we included SmartThermostat with SmartSensor to complete the package.

At ecobee, we strongly believe in building technology that lasts to minimize waste. That's why all our products are designed to grow with your family. SmartCamera can be used as a baby monitor, then a playroom monitor, and then a security camera for home monitoring with the press of a button in the app. And our SmartThermostat and SmartSensor keep the entire family living comfortably for years.

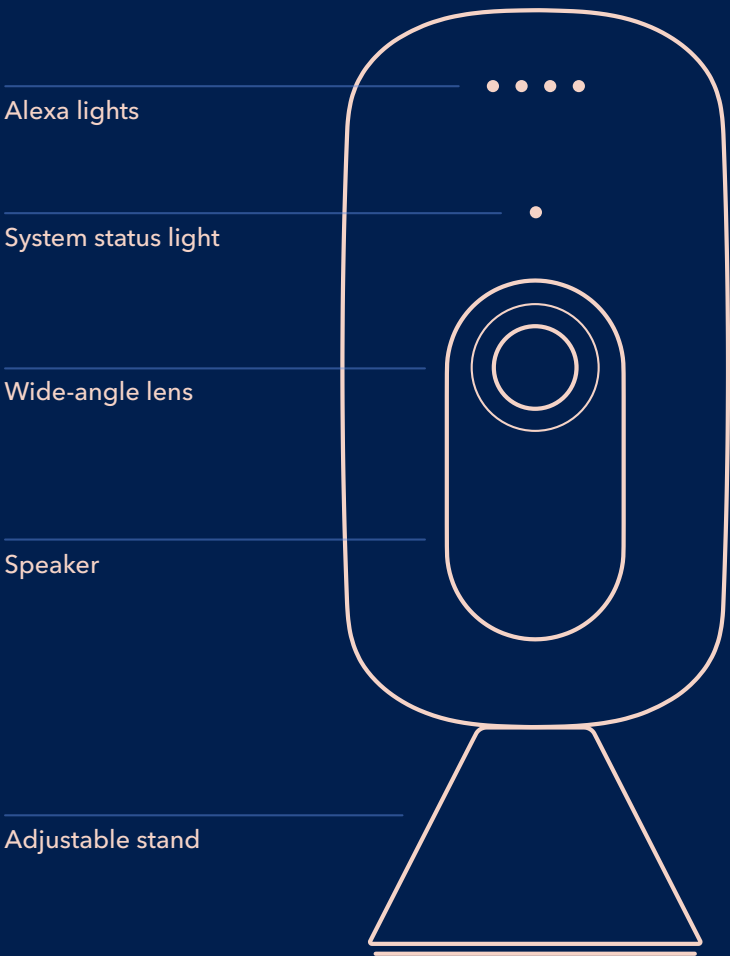


Parents loved the 1080p video for watching their baby day or night, Spotify Connect to play their little one lullabies, and the two way talk so they could soothe from another room.



Meet the products.

Your Sweet Dreams Baby Kit comes with three devices that work together right out of the box. Our SmartThermostat, SmartCamera, and SmartSensor will keep your baby safe and comfortable – and give you peace of mind, too.



SmartCamera for Baby Monitoring

With 1080p HD video and 180° field of view, the ecobee SmartCamera gives you a crystal clear window into your nursery. Check in from anywhere using your phone or tablet with no limitations on range. Plus, it comes equipped with HD night vision, so you can keep a clear eye on baby night or day.



SmartThermostat with voice control

Not too hot, not too cold – it’s important to keep baby’s room and your home at a comfortable and consistent temperature. A temperature range between 68° and 72°F is recommended for a safe and comfortable sleep environment for baby.

SmartSensor

Most thermostats only measure temperature from where they’re located. But ecobee comes with a SmartSensor to place in the rooms that matter, like the nursery, and adjusts your thermostat based on occupancy and temperature. It helps maintain an ideal sleep temperature and keep baby comfortable.

Get set up.

Set up your home

Once your products arrive, everything you need to get started is in the box. All that's left to do is install our ecobee app on your phone, install each device, and create your ecobee home.

- 1 Download the latest version of the ecobee app and create an account.
- 2 To enable SmartCamera as a baby monitor, please confirm the email address you've used to set up your account with your account representative at Archetype or by emailing **NAecobee@archetype.co**
- 3 Wait 12-24 hours for changes to take effect. Then, follow the prompts in app to get set up.
- 4 Start enjoying your connected smart home.

✕

Create an ecobee account

First name

Last name

Email address

Password

Confirm password

☐ I accept the [Terms & Conditions](#)

Got it!

Set up for baby

When setting up your SmartCamera, choose 'Baby monitor' for what you'll be using it for.

- If you don't see this option available, go to your camera's settings and tap Device Settings. In Device Settings select 'Camera Mode', tap 'Change Mode', and then select 'Baby Monitor'.


This triggers a series of changes to make sure your SmartCamera works best for baby.

- Hides the siren feature to ensure no accidental awakenings.
- Dims LED lights on camera to help baby sleep better at night.
- Enables audio streaming to your phone, so you can hear baby even if you're using another application or lock your phone.


<

Camera mode

What would you like to use your camera for?



Security camera
Best for security and home monitoring.



Baby monitor
Best for monitoring infants and small children.

Get set up.

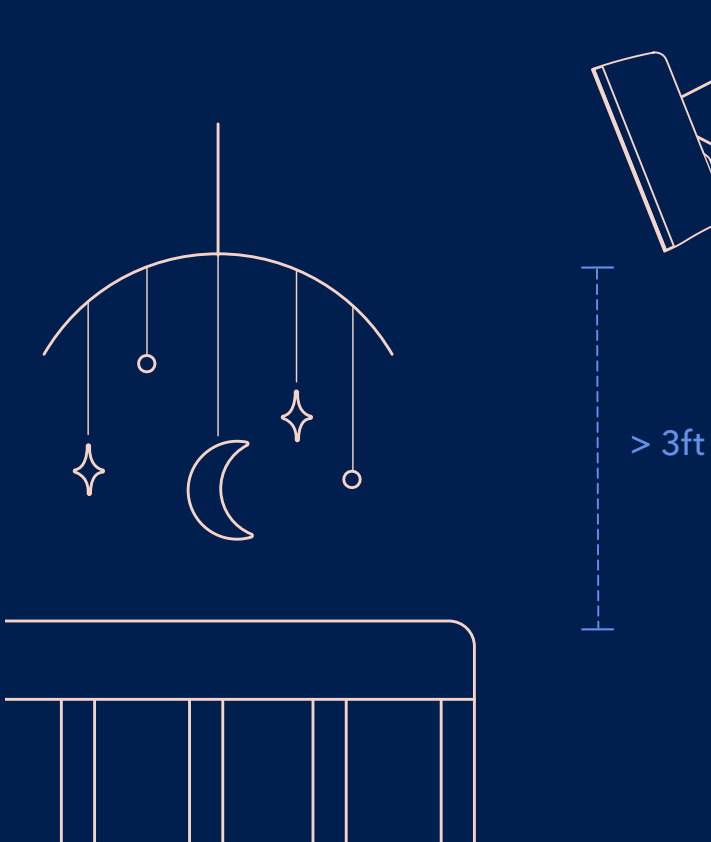
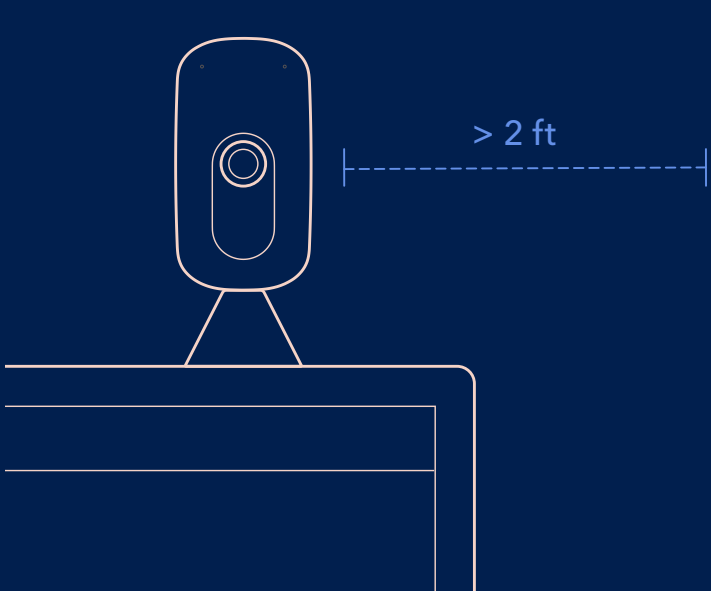
Set up your SmartCamera

For best image quality and results:

- Ensure ample room on both sides of the camera (i.e. do not place it flush against a wall) for optimal 180° field of view.
- Place your SmartCamera on an elevated surface away from the crib, like on a bookshelf.
- Or, wall mount it at a minimum of 3 ft above the crib.

For safety:

- Tuck the cord out of reach of children, more than 3 ft away.
- Never place the camera or cord inside the crib or a child's sleeping area.



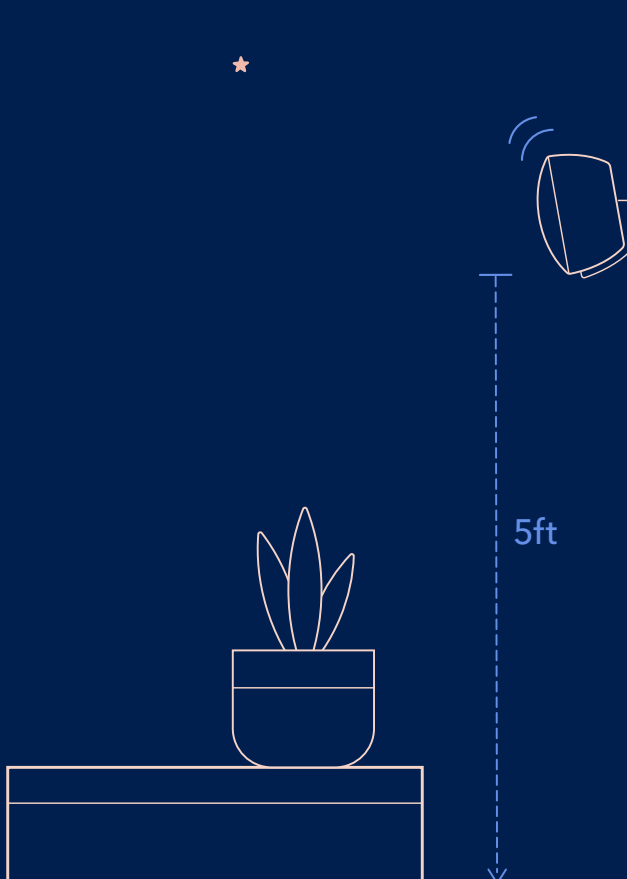
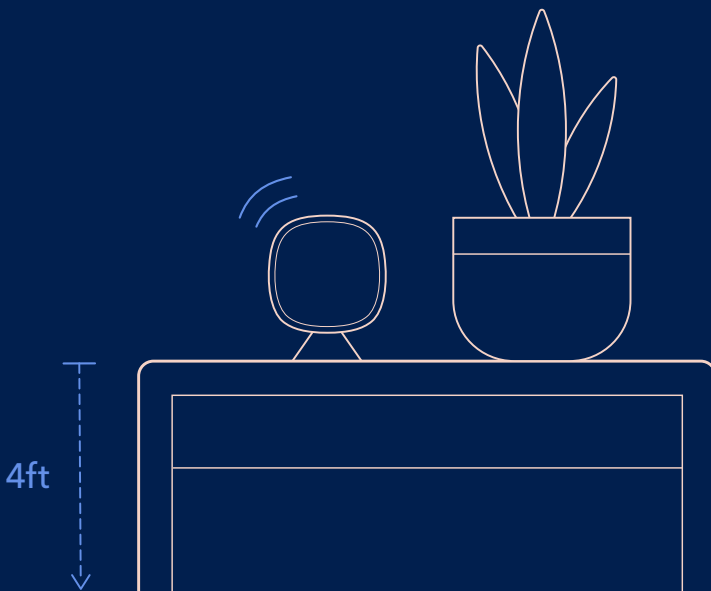
Set up your SmartSensor

To get the most accurate readings, place your sensor:


- Around 4ft high.
- On a table, shelf, or other open surface.
- Away from exterior walls, windows, and direct sunlight.
- Away from drafts or vents.


To mount your sensor for the most accurate readings:


- Place your sensor in the wall mount.
- Select a spot on an interior wall around 5 ft high, and away from vents or windows.
- Clean the area with a wet cloth.
- Once dry, press the mount's adhesive for 10 seconds.





Explore our features.


 **Audio monitoring**
Continuous, clear audio monitoring lets you hear your little one straight from your phone, even while you're using other apps or while your phone is locked.

 **Built-in Amazon Alexa**
Your ecobee SmartCamera and ecobee SmartThermostat both come with Alexa Built-in. Use your voice to play calming white noise, play a favourite lullaby, adjust temperature, or ask Alexa to convert ounces of milk into milliliters.

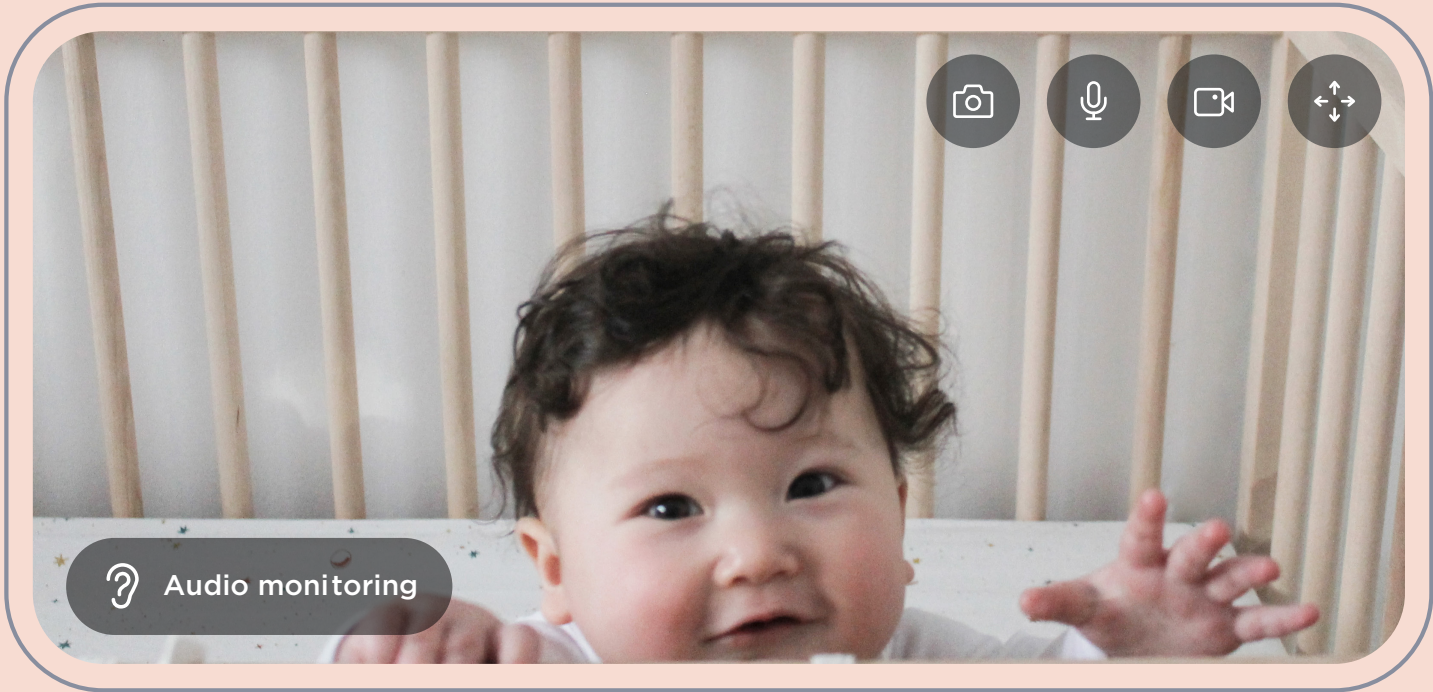
 **HD audio and integration**
Give your little one the wonder of the world's fairytales and lullabies. SmartCamera delivers HD audio and integrates with Spotify Connect and Amazon Music, so you can play your child anything they want directly from SmartCamera.

 **Made to grow**
With the press of a button, SmartCamera transforms from a baby monitor to a home security camera. So when you no longer have to keep eyes on your little one, your SmartCamera can be repurposed to keep eyes on your home.

 **HD video, day or night**
SmartCamera delivers a continuous ultra-clear 1080p HD video stream to your mobile phone day or night, so you can have the peace of mind that comes from being in the room with your child even when you're not.

 **Two-way talk**
Say hello and hear it back. You'll come through loud and clear thanks to our 2 built-in far-field microphones and speaker. Send a reassuring shush or sing a favorite lullaby from afar.

 **Remote connectivity**
Traditional baby monitors have a limited range, but our ecobee SmartCamera has no limits. You can check in from anywhere using any phone or tablet.





Family accounts

Add additional family members to view and control the baby monitor without sharing credentials. They can keep an eye on baby and get alerted if anything happens, too.



Transparent video recordings

Anytime the SmartCamera is recording, you'll know. A blinking green light on the device signals recording, and a solid green light means your feed is being viewed live.



Transparent video history

When video is recorded or sent to the cloud, a record is kept in your app so you have a complete history of clips. Easily delete recordings directly from the ecobee app, and feel better knowing that clips are automatically deleted after 14 days.



Secure device analysis

Unlike other smart cameras, the ecobee SmartCamera with voice control is equipped with an 8-core processor, enough power to eliminate cloud-based processing and use more private and protected device processing.



Two-factor authentication

ecobee has also introduced mandatory two-factor authentication to guard SmartCamera users from unwanted third-party access.



Comfort where you need it

Your SmartThermostat helps maintain a consistent and comfortable temperature throughout the home, while SmartSensor monitors and adjusts based on rooms that matter most - like baby's nursery.





Share your experience.

We're so excited to have you try our products. We hope our Sweet Dreams Baby Kit helps bring comfort, peace of mind, and care to your home.

If you have any questions, comments, or feedback, please email Courtney at hello@ecobee.com

We're looking forward to hearing about your experience. Feel free to share posts on social and follow us on twitter.



#myecobeehome