



Forever FOREST

live • work • play

Presented by:



Supported by:



Created by:



Additional Supporting Sponsors:



An educational adventure awaits children at **Forever Forest**, a national traveling exhibit that explores how we use the forest to **live, work, and play** in harmony. Exploring the realities of forests through play, families will learn about **sustainability, selective harvesting, transportation needs, and the every-day products we use** from this important natural resource.

SIZE

2,500 - 4,000 square feet
Minimum ceiling height of 9 feet

AUDIENCE

Children ages 5-12 with their families
Field trips for students grades Pre-K to 5th Grade

LENGTH OF SHOW


3 - 6 months (Discounted rental fee for extended rental periods)

LOGISTICS

One truck
Installation approximately 5 days
De-installation approximately 4 days

RENTAL INCLUDES

Marketing Guide
Educational Guide
Installation Guide
Ongoing Support with Exhibit Coordinator
Customizable Commercial
...and more!



DEVELOPED BY **OMAHA CHILDREN'S MUSEUM**, PRESENTED BY **UNION PACIFIC RAILROAD**, AND SUPPORTED BY **NORTH AMERICAN WHOLESALE LUMBER ASSOCIATION**

Exhibit Pieces and Descriptions


HARVEST TIME

Selectively harvest trees using a grapple skidder to maneuver logs through a forest to be processed into lumber and other products. Learn how foresters determine when and how trees should be harvested, ensuring that forests are healthy and productive.



TREE TOP CLIMBER

Explore a forest and it's creatures by climbing, crawling and sliding through logs and tree limbs.



TRAIN CHALLENGE

Play the role of a conductor or yard worker as you figure out how to load and unload a train full of lumber and surprising tree products such as chocolate, gum, and ping pong balls.



WOOD WORKS


Cooperate to finish building a house while learning how wood is used for trim, flooring, framing, walls and more. Investigate toys, musical instruments, sports equipment, medicine, food and fabric made from tree components.



Exhibit Pieces and Descriptions (cont'd)

SAWMILL SCIENCE

Understand how wood byproducts, like sawdust, are used to create energy and run a sawmill; compare the structure of different types of trees and insects using video microscopes; use your senses to determine the age of a tree, feel the texture of various types of wood and discover the grain patterns and colors of different species.



TRAIN TRANSPORT

Understand the steps of the forestry process by manipulating trains, trucks, boats, trees, and logs to move them from the forest to the sawmill, to the distribution yard, to the lumber store, and eventually to the factories where many wood products are made.



Educational Outcomes

1. Develops **GROSS MOTOR SKILLS** by climbing and crawling through the trees.
2. Provides **CONNECTIONS** and **CRITICAL THINKING** skills development through hands-on lessons about how the industry gets lumber products from the forest to home.
3. Develops **FINE MOTOR SKILLS** through the introduction of the tools and materials used to build homes and communities.
4. Develops **COMPETENCY SKILLS** and **CREATIVE ROLE PLAYING** by placing guests in the role of train conductor, lumber manufacturer, retailer, and more.
5. Exposure to and deeper understanding of **RESPONSIBLE HARVESTING** and **RENEWABLE RESOURCE SUSTAINABLE PRACTICES**.
6. **TACTILE ENRICHMENT** opportunities through the exploration of everyday products that come from trees.

2018

Spring	Booked
Summer	Booked
Fall	Booked

2019

Spring	Booked
Summer	Booked
Fall	Booked

2020

Spring	Pending Contract
Summer	Booked
Fall	Booked

2021

Spring	Available for Rent
Summer	Available for Rent
Fall	Pending Contract