

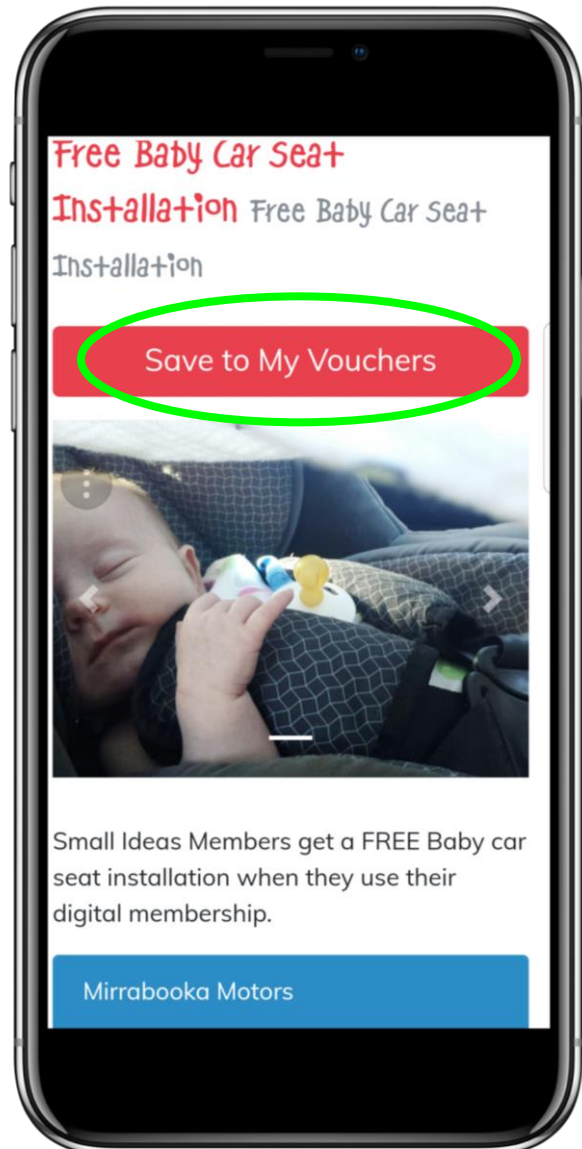
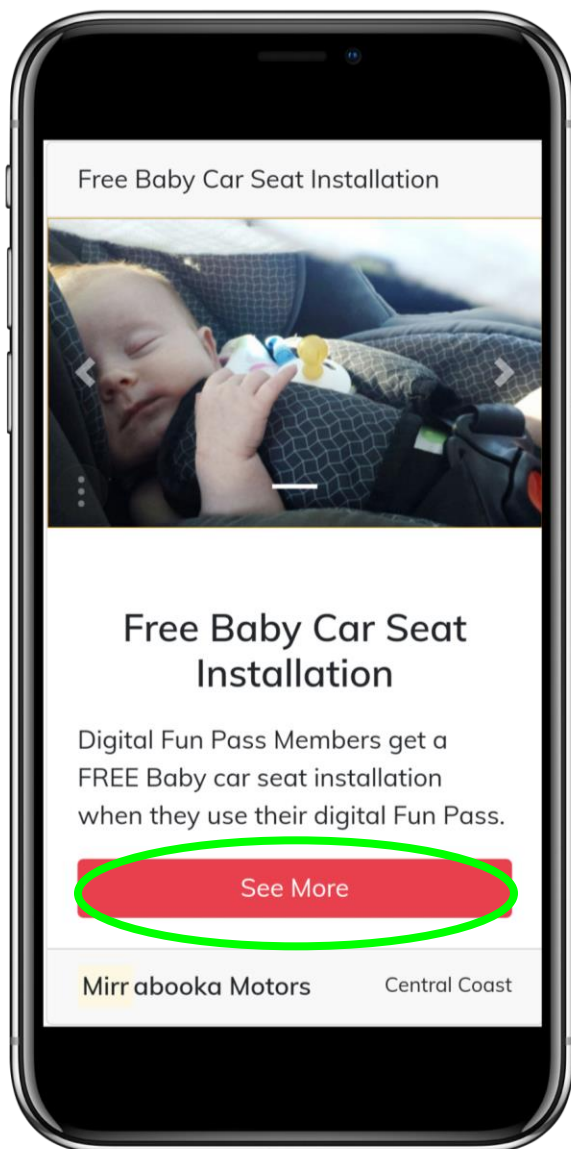
Digital Membership – How it works

Step 1:

Explore Listings – Click on Explore Small Ideas on our website, search all the offers and discounts available. You can filter by location, and category. When you want to read more about a discount simply click 'See more' Get excited about purchasing a Digital Membership.

Step: 2

Sign up as a Member & Save Vouchers – Become a member through our website, purchase a Digital Membership and then enjoy saving your favourite vouchers as you search through the discounts/offers.



Digital Membership – How it works

Step 3:

My Vouchers;

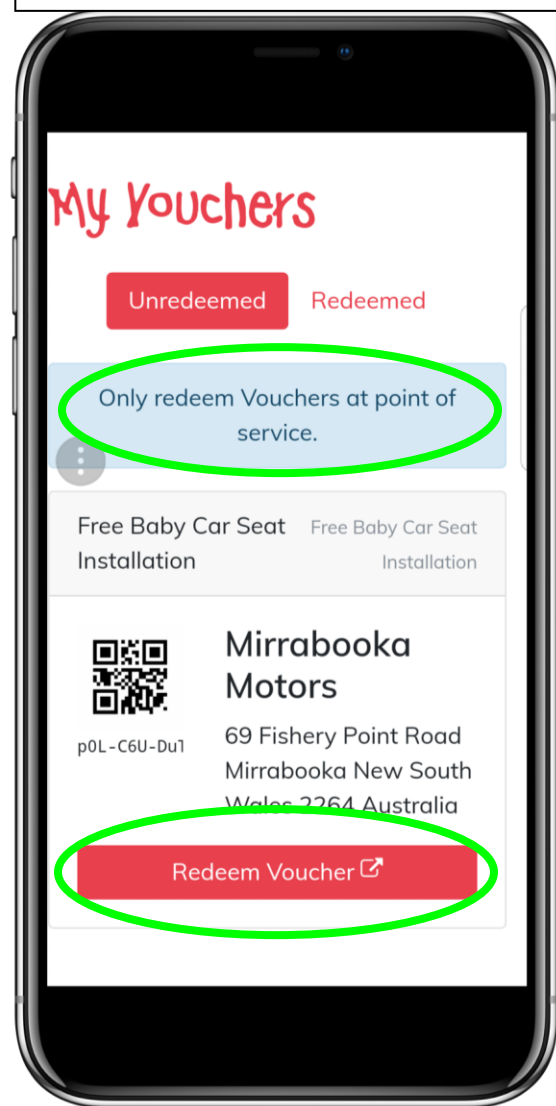
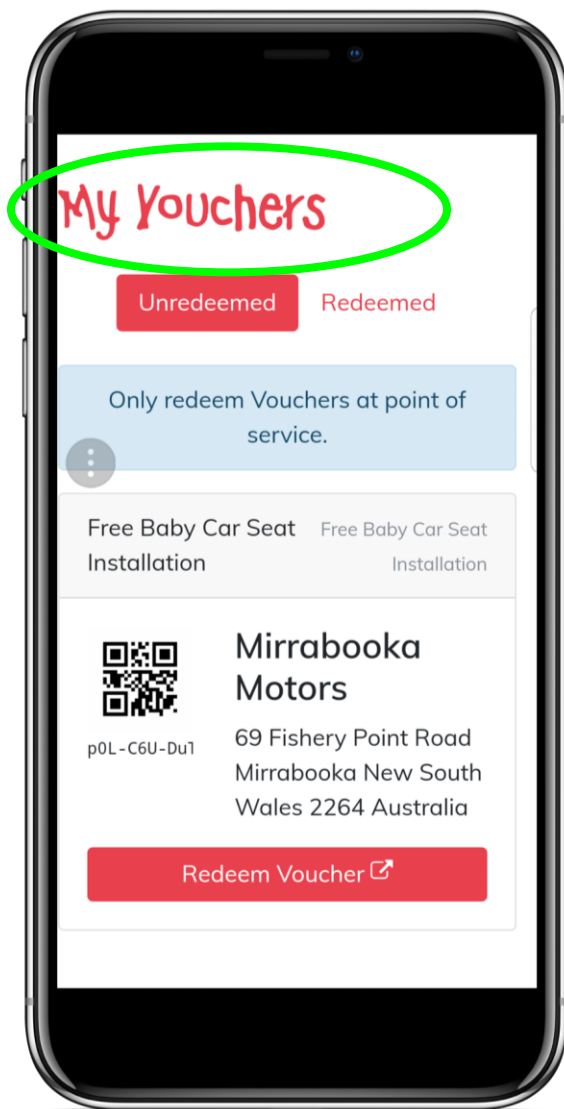
Logged-in Members can easily see all the vouchers they have saved. You will be able to click My Vouchers on your Dashboard to bring up all saved vouchers making it easy to find them when you need to redeem them.

Step 4:

Redeem Voucher;

At the point of service, present your saved voucher to the business staff member on your smart phone. Either you or the staff member press '**Redeem Voucher**' on your phone and the voucher will come up on screen to verify.

****Important Only click Redeem at point of service.**



Digital Membership – How it works

Step 5:

Verify Member/Voucher;

Once the redemption button has been pressed the voucher screen will appear. You will be able to see;

The Offer: (Circled in green) Free Car Seat installation will show here

Coupon Code: (highlighted in blue) ONLY if the business has added a coupon code will it appear on this screen.

Redemption time/date: (Circled in red) The voucher will show the current time & date unless the voucher has a restriction/limitation in place e.g. 1 redemption per 12 month membership. If the date shows earlier than current date the business will know the voucher has already been redeemed.

Small Ideas Logo – So you know the offer is from us.

QR Code: If the business supports QR codes, they will scan the code to verify as each voucher has a unique QR code.

T&C's: (Circled in blue) The Terms & Conditions of the offer will show on the voucher for staff to check.

Member Details: (Bottom Bar) The staff member will verify that you are a paying member by checking down the bottom of the voucher. The staff member will be able to see your name and suburb and may ask you to show photo ID to verify you against member details shown.

The staff member will then put through the offer so you receive the discount! Enjoy.

