

# Phonics Hero


Level 3



# Level 3A: Reading - b

Blend the sounds together to read the word.  
Choose the picture that matches.


big



back



bed




bus



bib



cub





# Level 3A: Reading - f

Blend the sounds together to read the word.  
Choose the picture that matches.

fib




fig



fog



fin



fed



fan





# Level 3A: Reading - h

Blend the sounds together to read the word.  
Choose the picture that matches.

him




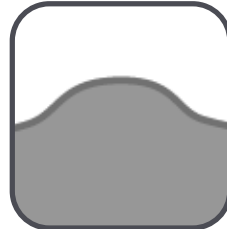
hot



hat




hug



ham



hut





# Level 3A: Reading - I

Blend the sounds together to read the word.  
Choose the picture that matches.

lap



log



nil

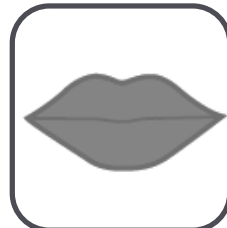
0

9


lad



lip



leg






# Level 3A: Reading - b

Read the sentence. Choose the picture that matches it.

**the** bat in **the** bin



Ben bit **the** bun.



**the** bug in **the** tub



Back **to** bed!



**The** bun is big.



a bad cub





# Level 3A: Reading - f

Read the sentence. Choose the picture that matches it.


Dad fed **the** fat hen.



a bag of figs



**the** fat cat



Is it fun?



a fin and a fig









Ben is fit and fun!





# Level 3A: Reading - h

Read the sentence. Choose the picture that matches it.

a hot hut		<input checked="" type="checkbox"/>	<input type="checkbox"/>
his hat		<input checked="" type="checkbox"/>	<input type="checkbox"/>
<b>the</b> ham and <b>the</b> hat		<input checked="" type="checkbox"/>	<input type="checkbox"/>
<b>The</b> hen has a nut.		<input checked="" type="checkbox"/>	<input type="checkbox"/>
It is hot in <b>the</b> sun.		<input checked="" type="checkbox"/>	<input type="checkbox"/>
hug <b>the</b> hen		<input checked="" type="checkbox"/>	<input type="checkbox"/>



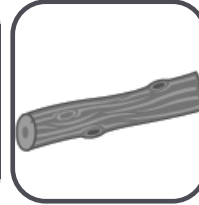




# Level 3A: Reading - I

Read the sentence. Choose the picture that matches it.

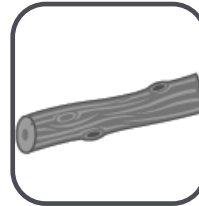
Let **the** cat on **the** log.



Ben bit his lip.



Mum lit **the** logs.



Len has lots of pals.



**The** cat is on his lap.



Let **the** dog on Mum's lap.





# Level 3A: Reading - b

Spell each of these words.





# Level 3A: Reading - f


Spell each of these words.





# Level 3A: Reading - h

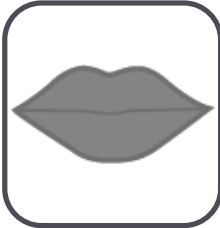
Spell each of these words.





# Level 3A: Reading - I

Spell each of these words.





# Level 3A: Tricky Word Read

Circle the hidden tricky words.  
The words may be written across or down.

n	o	l	g	g	o	d	a	g
p	ck	n	e	s	p	b	u	a
n	o	l	a	s	l	g	o	f
o	a	e	g	d	e	o	d	l
f	g	n	o	d	g	m	g	e
m	e	t	a	o	u	o	a	s
p	d	s	g	o	g	e	ck	f
n	ck	a	e	s	t	d	g	e
o	l	n	e	g	o	n	a	u

find the tricky words

**no (x5)**

**go (x5)**

**l (x5)**

Extension: One of these tricky words has been hidden one extra time. Can you find which one it is? The extra tricky word is: \_\_\_\_\_





# Level 3A: Tricky Word Spell

Spell the tricky words below by following our 3-step guide.

**1** Read the tricky word.

**2** Cover the tricky word in step 1 with a piece of paper and fill in the gaps below.

**3** Cover steps 1 and 2 and write the whole word below.

to

t \_ \_

\_ \_ o

\_ \_ \_

the

\_ \_ e

th \_ \_

\_ \_ \_

to

\_ \_ o

t \_ \_

\_ \_ \_

the

th \_ \_

\_ \_ e

\_ \_ \_

to

t \_ \_

\_ \_ o

\_ \_ \_

the

\_ \_ e

th \_ \_

\_ \_ \_





# Level 3B: Reading - ff

Blend the sounds together to read the word.  
Choose the picture that matches

huff



puff



cuff




buff



huff



buff







# Level 3B: Reading - II

Blend the sounds together to read the word.  
Choose the picture that matches


doll



hill



gill




bill



bell



tell






# Level 3B: Reading - ss

Read the sentence. Choose the picture that matches it.

A cat will hiss.



Jess gets a kiss.




Bill is **the** boss.



**The** dog is in **the** moss and is a mess.



Less mess, Jess!



Tess gets **the** boss.





# Level 3B: Spelling - ff

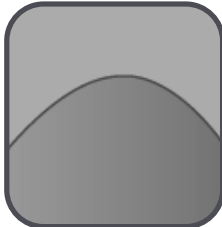

Spell each of these words.





# Level 3B: Spelling - II


Spell each of these words.





# Level 3B: Spelling - ss

Spell each of these words.





# Practise Spelling at Home

3A **h**

Learn to spell the words in the list below. Look, cover, write and check. You can practise each word 4 times.

	1	2	3	4
had				
hop				
hum				
hit				
hat				
hug				
hid				
hen				

If you get stuck, remember:



## As an extension:

- Ask someone to test you. You can write your answers on the back of this sheet.
- Can you say or write a sentence with these words in?

For more spelling practise, get yourself an account at [www.phonicshero.com](http://www.phonicshero.com).





# Practise Spelling at Home

3B

ff

Learn to spell the words in the list below. Look, cover, write and check. You can practise each word 4 times.

	1	2	3	4
off				
puff				
cuff				
buff				
huff				

If you get stuck, remember:



## As an extension:

- Ask someone to test you. You can write your answers on the back of this sheet.
- Can you say or write a sentence with these words in?

For more spelling practise, get yourself an account at [www.phonicshero.com](http://www.phonicshero.com).

