

Handwriting

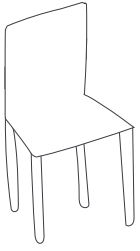
Book

4

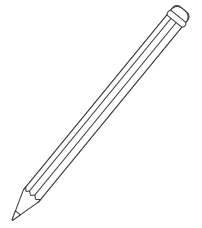


Name:





Are you sitting comfortably? Have you gripped your pencil properly? Your tutor can help you with this.




Revision of the first handwriting join

Practise the joins and then trace the sentences below as neatly as possible.

un

We have fun in the sun!

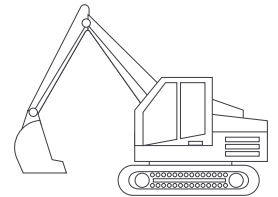


in

The bin lid needs to be clean!

ig

We like to dig and dig!



id

The boy hid under the lid.

eg

The dog had a peg on his leg.

ed

It was time for bed.




at

Dad loves his new car.

an

Can I use this pan?




How did you do? Colour in the star that shows how you found this exercise.



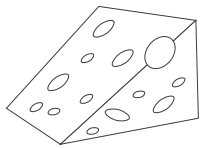
Revision of the second handwriting join

Practise the shape below by tracing over the pattern. Always remember to use a pencil.



Practise the joins then trace the sentences below as neatly as possible.

ch ch ch ch ch ch ch



Cheryl likes to eat cheese.

sh sh sh sh sh sh sh



She sells sea shells.

th th th th th th th




Theo loved the new bike.

How did you do? Colour in the star that shows how you found this exercise.



Practising the second join

Follow the arrows and trace the join 



Bill is ill.

Trace and complete the patterns below. Always remember to use a pencil.

ll ll ll ll *ll ll ll ll*
ill ill ill ill *ill ill ill ill*

Trace and write the words below.


ill

pill

Trace the sentences and choose the words from the box to fill in the blanks.

Tom is feeling _____

A _____ made him feel better.



How did you do? Colour in the star that shows how you found this exercise.



Practising the second join

Trace and complete the words and then practise writing the words in the spaces provided. Colour in the pictures.



hill

hill

hill

.....



quill

quill

quill

.....

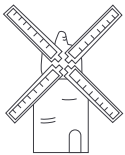


ill

ill

ill

.....



mill

mill

mill

.....

Trace and write the letters below.

ch

ch

ch

ch

.....

th

th

th

th

.....

ill

ill

ill

ill

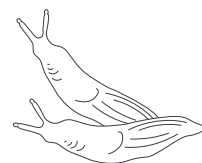
.....

How did you do? Colour in the star that shows how you found this exercise.



Practising the second join

Follow the arrows and trace the join



Slimy slugs

Trace and complete the patterns below. Always remember to use a pencil.

slslslsl

slslslsl

slslslsl

slslslsl

Trace and write the words below.

slug

slid

Trace the sentences and choose the words from the box to fill in the blanks.

Sam stepped on a _____

I _____ *on the banana skin.*



How did you do? Colour in the star that shows how you found this exercise.



Practising the second join

Trace and complete the words and then practise writing the words in the spaces provided. Colour in the pictures.

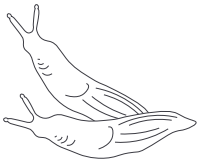


slide

slide

slide

.....




slug

slug

slug

.....



slurp

slurp

slurp

.....



sleep

sleep

sleep

.....

Trace and write the letters below.

sl

sl

sl

sl

.....

th

th

th

th

.....

ill

ill

ill

ill

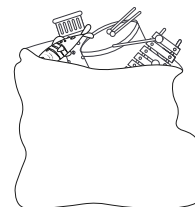
.....

How did you do? Colour in the star that shows how you found this exercise.



Practising the second join

Follow the arrows and trace the join



Sack full of presents

Trace and complete the patterns below. Always remember to use a pencil.

ckckckckckck ckckckckckck
ckckckckckck ckckckckckck

Trace and write the words below.

sack

back

Trace the sentences and choose the words from the box to fill in the blanks.

Zack could see the toys in the

Mum fell and hurt her

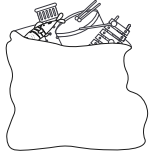
sack
back

How did you do? Colour in the star that shows how you found this exercise.



Practising the second join

Trace and complete the words and then practise writing the words in the spaces provided. Colour in the pictures.



sack

sack

sack

.....



kick

kick

kick

.....

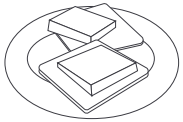


Jack

Jack

Jack

.....



snack

snack

snack

.....

Trace and write the letters below.

ck

ck

ck

ck

.....

ch

ch

ch

ch

.....

th

th

th


th

.....

How did you do? Colour in the star that shows how you found this exercise.



Practising the second join



Super star!

Follow the arrows and trace the join



Trace and complete the patterns below. Always remember to use a pencil.



Trace and write the words below.


star

stick

Trace the sentences and choose the words from the box to fill in the blanks.

Stan can _____ on stilts.

Omar _____ still as a statue.



How did you do? Colour in the star that shows how you found this exercise.



Practising the second join

Trace and complete the words and then practise writing the words in the spaces provided. Colour in the pictures.



star

star

star



statue

statue

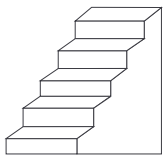
statue



stand

stand

stand



stairs

stairs

stairs

Trace and write the letters below.

st

st

st

st

.....

th

th

th

th

.....

sl

sl

sl


sl

.....

How did you do? Colour in the star that shows how you found this exercise.



Practising the second join



Drink your
juice

Follow the arrows and trace the join



Trace and complete the patterns below. Always remember to use a pencil.

nlnlnl *nlnlnl*

nlnlnl *nlnlnl*

Trace and write the words below.

tank

ink

Trace the sentences and choose the words from the box to fill in the blanks.

Shreya cleans the fish _____

I am thirsty for a _____

<i>tank</i>
<i>drink</i>

How did you do? Colour in the star that shows how you found this exercise.



Practising the second join

Trace and complete the words and then practise writing the words in the spaces provided. Colour in the pictures.




ink

ink

ink

.....

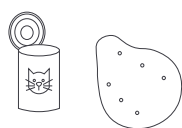


drink

drink

drink

.....

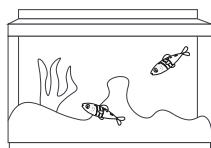


junk

junk

junk

.....



tank

tank

tank

.....

Trace and write the letters below.

nk

nk

nk

nk

.....

ch

ch

ch

ch

.....

ck

ck

ck

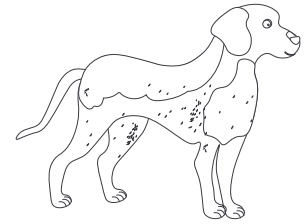
ck

.....

How did you do? Colour in the star that shows how you found this exercise.



Learning the third join



My dog, Rex

Follow the arrows and trace the join



Trace and complete the patterns below. Always remember to use a pencil.



Trace and write the words below.


frog

log

Trace the sentences and choose the words from the box to fill in the blanks.

A _____ *lives in a kennel.*

A _____ *lives in a pond.*

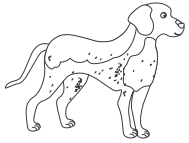


How did you do? Colour in the star that shows how you found this exercise.



Practising the third join

Trace and complete the words and then practise writing the words in the spaces provided. Colour in the pictures.



dog

dog

dog

.....



log

log

log

.....

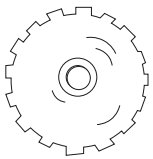


frog

frog

frog

.....



cog

cog

cog

.....

Trace and write the letters below.

og

og

og

og

.....

th

th

th

th

.....

sl

sl

sl


sl

.....

How did you do? Colour in the star that shows how you found this exercise.



Practising the third join



Follow the arrows and trace the join



There they are!

Trace and complete the patterns below. Always remember to use a pencil.

reerereerere

reerereerere

reerereerere

reerereerere

Trace and write the words below.

there

are

Trace the sentences and then copy it on the lines below. Take your time and make sure you write it as neatly as possible!

Where are they?

There they are!

How did you do? Colour in the star that shows how you found this exercise.



Practising the third join

Trace and write the words below.

there *there* *there*

are *are* *are*

Trace the poem below. Read the poem aloud to your tutor once you have finished.

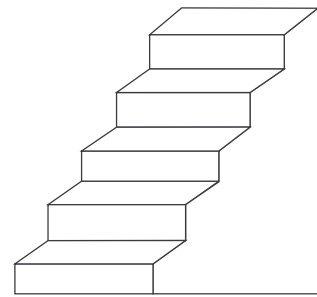
What is funny about this poem?

Yesterday upon the stair

I met a man who wasn't there

He wasn't there again today

I wish that man would go away!



from the poem '**Antigonish**' by William Hughes Mearns

Trace and write the letters below.

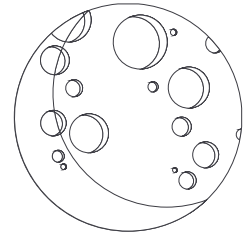
re *re* *re* *re*

th *th* *th* *th*

How did you do? Colour in the star that shows how you found this exercise.



Practising the third join



Follow the arrows and trace the join



The moon shines

Trace and complete the patterns below. Always remember to use a pencil.

o o o o o o o o

o o o o o o o o

Trace and write the words below.

moon

room

Trace the sentence and fill in the blanks for the words in the box.

*I love to lie in my _____ at night and
look up at the _____ so bright.*

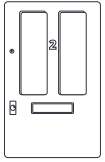
<i>moon</i>
<i>room</i>

How did you do? Colour in the star that shows how you found this exercise.



Practising the third join

Trace and complete the words and then practise writing the words in the spaces provided. Colour in the pictures.



door

door

door

.....

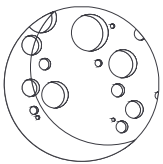


foot

foot

foot

.....



moon

moon

moon

.....



raccoon

raccoon

raccoon

.....

Trace and write the letters below.

st

st

st

st

.....

th

th

th

th

.....

sl

sl

sl

sl

.....

How did you do? Colour in the star that shows how you found this exercise.



Learning the fourth join

Follow the arrows and trace the join



Prowl and growl

Trace and complete the patterns below.



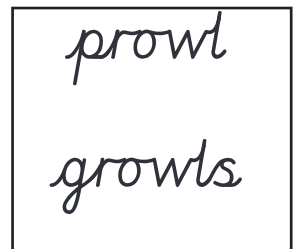
Trace and write the words below.



Trace the sentence below and choose the words from the box to fill in the blanks.

The dog _____ when he can see

the cat _____



How did you do? Colour in the star that shows how you found this exercise.



Practising the fourth join

Trace and write the words below.

owl owl owl

fowl fowl fowl


Trace the poem below.

I heard a foot upon the floor

Thought our cat was on the prowl

I slowly started to open the door

Until I heard the growl



Trace and write the letters below.

oo oo oo oo

wl wl wl wl


re re re re

How did you do? Colour in the star that shows how you found this exercise.



Learning the fourth join

Follow the arrows and trace the join



Coffee and toffee

Trace and complete the patterns below. Always remember to use a pencil.



Trace and write the words below.

soft

coffee

Trace the sentences below and choose the words from the box to fill in the blanks.

Mum works from her _____

My favourite sweet is soft _____

toffee

office

How did you do? Colour in the star that shows how you found this exercise.



Revision

Trace and then write the words below to revise what you have covered in this book.

still

pink

frog

there

moon

growl

soft

step

sink

dog

are

room

prowl

coffee

How did you do? Colour in the star that shows how you found this exercise.



Handwriting

Book

4

This Handwriting Course is designed to support your child's handwriting at school and has been produced after consultations with teachers and Explore Learning managers.

In this booklet, Explore Learning members will:

- Identify and practise capital letters
- Revise and practise the first two handwriting joins in cursive
- Learn and practise the third and fourth handwriting joins in cursive
- Practise general motor skills to improve handwriting
- Assess their own work.

Explore Learning Tutors will support your child by:

- Ensuring they are sitting in a comfortable position
- Demonstrating the correct pencil grip
- Assessing whether they have completed or need to repeat sections
- Monitoring and recording their progress in this booklet
- Giving feedback at the end of each session and look at longer term development during Progress Meetings.

© Explore Learning 2022