

Handwriting

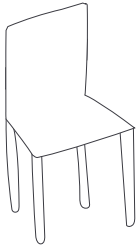
Book

6

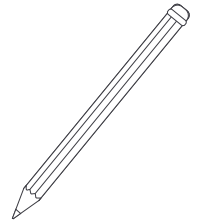


Name:





Are you sitting comfortably? Have you gripped your pencil properly? Your tutor can help you with this.



Revision of the first handwriting join


Practise the joins and then trace the sentences below as neatly as possible.

unh Unfortunately I cannot attend the party.

mh The mountain rose high in the sky. 

ed Ahmed creates inventions in his shed.

id The bridegroom waited nervously.



eg Vegetables are good for your health.

lg Lighthouses guide trawlers to port.



at Vicky had to clean the aquarium daily.

an The ambulance flashed its lights. 

How did you do? Colour in the star that shows how you found this exercise.



Revision of the second handwriting join

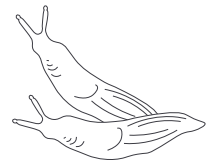
Practise the joins and then trace the sentences below as neatly as possible.

ch The teacher taught chemistry.

th Agatha's teeth chattered with the cold.

ll The caterpillar hid among the leaves.

sl Slugs are slimy but cute!



ck Simrita returned the necklace to the shop.

st The astronaut walked in zero gravity.

nk Damien's shirt shrank in the wash!

How did you do? Colour in the star that shows how you found this exercise.



Revision of the third handwriting join

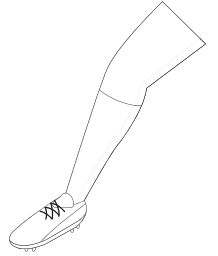
Practise the joins and then trace the sentences below as neatly as possible.



The sheepdog worked hard each day.



The referee accidentally scored!



A racoon rooted through the rubbish.



They watched a programme together.



The picture won an important prize.



The goose's feathers were smooth to touch.



Otis studies geography at university.



Lucy practised the recorder every day.

How did you do? Colour in the star that shows how you found this exercise.



Revision of the fourth handwriting join


Practise the joins and then trace the sentences below as neatly as possible.

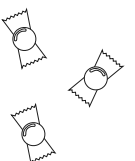
mi Tigers prowl before they pounce. 

of The office is closed each Wednesday.

mi The dog growled carrying the bone. 

of I take my coffee with milk and sugar.

mi They say the owl is a wise animal. 

of My favourite sweet is soft toffee. 

mi The baby tried crawling for the first time.


How did you do? Colour in the star that shows how you found this exercise.



Practising neat joins

Copy the sentences on the lines below and focus on neat joins and staying within the lines. Always practise using a pencil and correct any mistakes as you go along.

One small step for man, one giant leap for mankind.



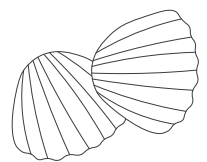
One

All work and no play makes Jack a dull boy.



All

She sells seashells on the sea shore.



She

How did you do? Colour in the star that shows how you found this exercise.



Practising joining from the letter **a**

Practise the joins from the letter **a**. Make sure letters with ascenders, such as **l**, go to the top line and letters with descenders or tails, such as **g**, go below the baseline. Always remember to use a pencil.

acacacacacac

acac

alalalalalal

al

agagagagagag

ag

arararararar

ar

adadadadad

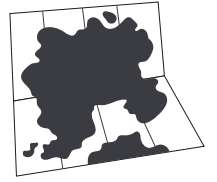
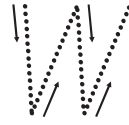
ad

How did you do? Colour in the star that shows how you found this exercise.



Practising forming capital letters.

Follow the arrows and trace the capital letter.



world map

Trace and copy the letters onto the lines below.

O O O C C C G G G Q Q Q

S S S E E E F F F H H H

I I I L L L T T T A A A

K K K M M M N N N B B B

D D D P P P R R R J J J

U U U V V V W W W X Y Z

How did you do? Colour in the star that shows how you found this exercise.



Practising writing capital letters.

The names of cities, countries and continents begin with a capital letter. Copy the sentences below and make sure the capital letters touch the top line.

*I have travelled to each continent; Asia, Africa,
North America, South America, Antarctica, Europe
and Australia.*

Copy the sentence below. Remember that we don't join to or from capital letters.



*Faizan and Rameez live in Edinburgh but love
to visit their family in Lahore in Pakistan.*

How did you do? Colour in the star that shows how you found this exercise.



Practising writing capital letters.

Copy the rhyme onto the lines below. Take care that the capital letters reach the top line. Remember to always use a pencil.

*Thirty days hath September,
April, June and November;
February has twenty-eight alone,
All the rest have thirty-one,
Excepting leap-year, that's the time
When February's days are twenty-nine.*



Traditional Rhyme

How did you do? Colour in the star that shows how you found this exercise.



Practising writing capital letters.

Copy the words below and make sure the capital letters touch the top line.

Monday

Tuesday

Wednesday

Thursday

Friday

Saturday

Sunday

January

February

March

April

May

June

July

August

September

October

November


December

How did you do? Colour in the star that shows how you found this exercise.



Practising with punctuation.

Trace the punctuation marks below and then copy them onto the lines.



Copy the sentences using punctuation onto the lines below.

Claire shouted, "Happy Birthday, Louise!"

This book is wonderful! Have you read it?

"Who wants to go to the zoo?", asked Mum.

Careful, boys, the ground is really slippery!


How did you do? Colour in the star that shows how you found this exercise.



Practising writing consistently sized letters.


Copy the story onto the lines below keeping the letter size consistent.

Derek suggested we take a boat trip on the lake. He was sure it could take all of us....



In we got, one after the other, with our picnic basket in hand!

"Careful, Derek", called out his wife. But it was too late! Soggy sandwiches for lunch!



How did you do? Colour in the star that shows how you found this exercise.



Practising using a diagonal joining line.

Trace and complete the patterns below. Then copy the patterns as neatly as possible on the lines below. Always remember to use a pencil.

neni *neni*

Copy the sentences onto the lines below. Take care when joining to the letter **e**.

My sister goes to gymnastics club each Saturday.

She whizzes over the vault and balances on the beam.

She presents to the judges before her routine.

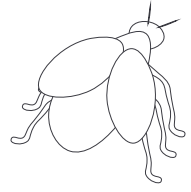
Even if she doesn't win, she always tries her best.

Review your work so far. Have you left spacing between each new word?

How did you do? Colour in the star that shows how you found this exercise.



Practising joining to the letter **y**.



Follow the arrows and trace the join.



Freddy the fly

Trace and complete the patterns below. Then copy the patterns as neatly as possible on the lines below. Always remember to use a pencil.

lylylylyly

lylylylyly

Copy the letters and words onto the lines below.

ly

ly

cautiously

cautiously

ily

ily

merrily

merrily

ity

ity

absurdity

absurdity

edy

edy

greedy

greedy



How did you do? Colour in the star that shows how you found this exercise.



Practising writing consistently sized letters.


Copy the sentences onto the lines below keeping the letter size consistent.

Sam is quite a strange dog. He chases after cats at lightening speed.



But he is so scared of them that he runs away just as fast!


He yelps and hides in the house. But he is still top dog in my family!



How did you do? Colour in the star that shows how you found this exercise.



Practising the horizontal joining line.



Follow the arrows and trace the join.



Row your boat!

Trace and complete the patterns below. Then copy the patterns as neatly as possible on the lines below. Always remember to use a pencil.

rorororororo *rorororororo*

Copy the words onto the lines below.

row

row

row

row

raincoat

raincoat

raincoat

raincoat

tomorrow

tomorrow

tomorrow

tomorrow

borrow

borrow

borrow


borrow

How did you do? Colour in the star that shows how you found this exercise.



Practising the horizontal joining line.

Copy the rhyme onto the lines below. Take care that the letter **y** has a tail that goes below the baseline. Be careful not to go too far below the line.



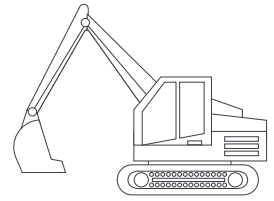
*Row, row, row your boat,
Gently down the stream.
Merrily, merrily, merrily, merrily,
Life is but a dream.*

Handwriting practice lines consisting of multiple sets of horizontal lines for copying the rhyme.

How did you do? Colour in the star that shows how you found this exercise.



Practising joining from the letter i.



digger

Follow the arrows and trace the join.



Trace and complete the patterns below. Then copy the patterns as neatly as possible on the lines below. Always remember to use a pencil.

itig *itig*

Copy the letters onto the lines below.

lig *lig* *lig* *lig*

rig *rig* *rig* *rig*

nig *nig* *nig* *nig*

mig *mig* *mig* *mig*

How did you do? Colour in the star that shows how you found this exercise.



Practising consistency in forming and joining letters.

Copy the sentences below. Practise your neatest handwriting.

The Coleman family went on holiday to Scotland.

Jude was desperate to visit Loch Ness to find the monster.

Holly wasn't so keen on finding any monsters.

Mum said, 'There is no such thing as the Loch Ness Monster'.

Dad said, 'You never know what we'll find when we get there!'

Jude thought he spotted something, but maybe not...




How did you do? Colour in the star that shows how you found this exercise.



Practising joining to and from the letter v.

Follow the arrows and trace the join. *live*



Trace and complete the patterns below. Then copy the patterns as neatly as possible on the lines below. Always remember to use a pencil.

reve *reve*

Copy the words onto the lines below.

live *live* *live*

expensive *expensive* *expensive*

competitive *competitive* *competitive*

creative *creative* *creative*

How did you do? Colour in the star that shows how you found this exercise.



Practising speedwriting

Speedwriting can help you practise flowing through your letters quickly and efficiently. Copy the words below and practise moving your hand swiftly across the page as you write.

Try and write the word neater each time you practise it.

quickly

quickly

quickly

quickly

neatly

neatly

neatly

neatly

fluidly

fluidly

fluidly

fluidly

swiftly

swiftly

swiftly

swiftly

rapidly

rapidly


rapidly

rapidly

How did you do? Colour in the star that shows how you found this exercise.



Practising speedwriting



See how many times you can write the words below in one minute.

village town borough city country continent

Handwriting practice lines consisting of multiple sets of horizontal lines for repeated writing.

How did you do? Colour in the star that shows how you found this exercise.



Practising speedwriting



Copy the sentence flowing as quickly and neatly as you can.

I can practise writing speedily and neatly.

Handwriting practice lines consisting of multiple sets of horizontal lines for copying the sentence.

How did you do? Colour in the star that shows how you found this exercise.



Practising speedwriting



Copy the sentence flowing as quickly and neatly as you can.

Up and down and round and round.

Handwriting practice lines consisting of multiple sets of horizontal lines for copying the sentence.

How did you do? Colour in the star that shows how you found this exercise.



Handwriting

Book
6

This Handwriting Course is designed to support your child's handwriting at school and has been produced after consultations with teachers and Explore Learning managers.

In this booklet, Explore Learning members will:

- Revise and practise the four main handwriting joins in cursive
- Practise more difficult aspects of cursive handwriting
- Improve handwriting through practise of extended writing
- Practise speedwriting
- Assess their own work.

Explore Learning Tutors will support your child by:

- Ensuring they are sitting in a comfortable position
- Demonstrating the correct pencil grip
- Assessing whether they have completed or need to repeat sections
- Monitoring and recording their progress in this booklet
- Giving feedback at the end of each session and look at longer term development during Progress Meetings.

© Explore Learning 2022