

Imperative Verbs

Activity 1


Instructions usually include imperative verbs. Remember, verbs are doing words. Imperative verbs are often called 'bossy verbs' as they tell people exactly what to do.

Below are some examples of imperative verbs, use them to help fill the blanks in this recipe for chocolate brownies.

IMPERATIVE VERBS

pour	mix	add	stir
chop	grate	sprinkle	whisk
beat	slice	melt	spread
bake	turn	crack	grate

_____ the chocolate in a saucepan over low heat. _____
 the butter into small pieces and _____ well. In a bowl
 _____ the eggs with the sugar. _____ the chocolate and
 vanilla and _____ well. _____ the mixture into a tray
 and _____ over nuts. _____ at 180° for 25-30 minutes.

 Check to make sure that the imperative verbs you've added make sense in the text. Use the pictures in Challenge 3 to help make sure you've chosen appropriate imperative verbs.

Imperative Verbs

Activity 2

Write a first draft of the instructions to make chocolate brownies in chronological order. Include at least two time connectives to help the reader understand the order in which to follow the instructions.

There are some time connectives below that you may wish to use.

Time Connectives				
<ul style="list-style-type: none">• first• second	<ul style="list-style-type: none">• after• eventually	<ul style="list-style-type: none">• next• meanwhile	<ul style="list-style-type: none">• suddenly• whilst	<ul style="list-style-type: none">• before• after that

.....

.....

.....

.....

.....

.....

.....

.....

.....

.....

.....

.....

.....

.....

.....

.....

.....

.....

Check if you have achieved these criteria:

- Written in chronological order and taken a new line for each instruction.
- Included at least two time connectives.
- Checked your spelling, punctuation and grammar.

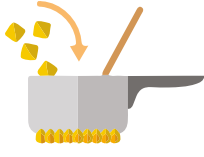
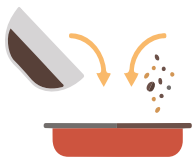
Imperative Verbs

Activity 3

Brownie recipe:

Now it's time to publish a final draft of your instructions to make chocolate brownies. Write each step next to an image that illustrates the instruction.

Remember to write in chronological order, using time connectives and include imperative verbs.

Check if you have achieved these criteria:

- Included appropriate imperative verbs to tell the reader exactly what to do.
- Included at least two time connectives.
- Checked your spelling, punctuation and grammar.