

**Erhverv**  
*Se fremad*

# Azure app: Ofte stillede spørgsmål (FAQ)

[TDC ERHVERV](#)

SLETVEJ 30, 8310 TRANBJERG



## Indhold

7.1 Hvilken app-registrering bruger min app til intern godkendelse? .....	1
7.2 Hvilken af hemmelighederne (secrets) i app-registreringen bruges af min app? .....	3
7.3 Hvordan får jeg adgang til Azure-abonnementerne på min lejer? .....	6

## 7.0 FAQ

### 7.1 Hvilken app-registrering bruger min app til intern godkendelse?

Kig i ressourcegruppen, hvor du har installeret appen. Her vil du se en nøglebeholder (Key vault). Klik på den.

The screenshot shows the Azure portal interface for a resource group named 'TDC\_Erhverv\_Telephony\_Integration\_v2'. The left sidebar contains navigation options like Overview, Activity log, Access control (IAM), Tags, Resource visualizer, Events, Settings, Deployments, Security, Deployment stacks, Policies, Properties, and Locks. The main area displays a list of resources under the 'Essentials' tab. The resources are filtered by 'Type equals all' and 'Location equals all'. The list includes:

Name	Type	Location
Application Insights Smart Detection	Action group	Global
Failure Anomalies - NuudayToB-izqj5sdumepdu	Smart detector alert rule	Global
fnstorizqj5sdumepdu	Storage account	North Europe
kvizqj5sdumepdu	Key vault	North Europe
NuudayToB-izqj5sdumepdu	Application Insights	North Europe
NuudayToB-izqj5sdumepdu	Function App	North Europe
ServicePlanFunctionApp	App Service plan	North Europe

Gå til afsnittet *Objects* > *Secret*. Hvis du ser meddelelsen ”*You are unauthorized to view these contents*”, skal du følge proceduren [her i punkt 6.3](#) for at oprette en brugerdefineret adgangspolitik for din bruger. Hvis du har adgang, vil du se tre Secrets. Klik på den kaldet **TeamsApplicationID** for at se værdien.



Home > Resource groups > TDC\_Erhverv\_Telephony\_Integration\_v2 > kvizqj5sdumepdu

kvizqj5sdumepdu | Secrets

Key vault

Search

Generate/Import Refresh Restore Backup View sample code

Quickly protect your certificates from accidental deletion by turning on soft-delete. Please enable soft-delete in 'Properties' page. Click here to learn more. →

Name	Type	Status	Expiration date
TeamsApplicationID		✓ Enabled	
TeamsClientSecret		✓ Enabled	
TeamsTenantID		✓ Enabled	

Hvis der er flere versioner, skal du klikke på den aktuelle version, der er aktiveret.

Home > Resource groups > TDC\_Erhverv\_Telephony\_Integration\_v2 > kvizqj5sdumepdu | Secrets >

TeamsApplicationID

Versions

New Version Refresh Delete Download Backup

Version	Status	Activation date	Expiration date
CURRENT VERSION			
ce9409578a5e4f889c9232cd8b42ea78	✓ Enabled		

Herfra kan du kopiere Secret-værdi for at se på det. I dette eksempel er værdien: 3068f451-4cfb-4c68-b213-2b39a269e693.

Home > Resource groups > TDC\_Erhverv\_Telephony\_Integration\_v2 > kvizqj5sdumepdu | Secrets > TeamsApplicationID >

ce9409578a5e4f889c9232cd8b42ea78

Secret Version

Properties

Created 9/27/2023, 10:46:36 AM

Updated 9/27/2023, 10:46:36 AM

Secret Identifier <https://kvizqj5sdumepdu.vault.azure.net/secre...>

Settings

Set activation date

Set expiration date

Enabled  Yes  No

Tags 0 tags

Secret

Content type (optional)

Show Secret Value

Secret value



Naviger nu til afsnittet **App registrations**, skift til fanen **All applications** og find registreringen med ID'en. Dette er præcis den app-registrering, der blev indtastet i Integrationsappen under installationen.

Home >

## App registrations

+ New registration | Endpoints | Troubleshooting | Refresh | Download | Preview features | Got feedback?

Starting June 30th, 2020 we will no longer add any new features to Azure Active Directory Authentication Library (ADAL) and Azure Active Directory Graph. We will continue to provide technical support and security updates but we will no longer provide feature updates. Applications will need to be upgraded to Microsoft Authentication Library (MSAL) and Microsoft Graph. [Learn more](#)

**All applications** | Owned applications | Deleted applications

Start typing a display name or application (client) ID to filter these r... | Add filters

2 applications found

Display name	Application (client) ID	Created on	Certificates & secrets
TDC Erhverv selvbetjening	a56a5e89-1bbb-4825-acc8-7f07b5d2eaed	11/17/2022	Current
TDC Erhverv Telephony Integration	3068f451-4cfb-4c68-b213-2b39a269e693	9/11/2023	Current

## 7.2 Hvilken af hemmelighederne (secrets) i app-registreringen bruges af min app?

Se i den **Resource group**, hvor du installerede appen. Her vil du se en **Key vault**. Klik på den.

Home > Resource groups >

## TDC\_Erhverv\_Telephony\_Integration\_v2

Resource group

Search | Create | Manage view | Delete resource group | Refresh | Export to CSV | Open query | Assign tags | Move

Overview | Activity log | Access control (IAM) | Tags | Resource visualizer | Events

Settings | Deployments | Security | Deployment stacks | Policies | Properties | Locks

Cost Management | Cost analysis

Essentials | Resources | Recommendations

Filter for any field... | Type equals all | Location equals all | Add filter

Showing 1 to 7 of 7 records. | Show hidden types | No grouping | List view

Name	Type	Location
Application Insights Smart Detection	Action group	Global
Failure Anomalies - NuudayToB-izqj5sdumepdu	Smart detector alert rule	Global
fnstorizqj5sdumepdu	Storage account	North Europe
kvizqj5sdumepdu	Key vault	North Europe
NuudayToB-izqj5sdumepdu	Application Insights	North Europe
NuudayToB-izqj5sdumepdu	Function App	North Europe
ServicePlanFunctionApp	App Service plan	North Europe



Naviger nu til afsnittet **App registrations**, skift til fanen **All applications** og find registreringen med ID'et. Dette er præcis den app-registrering, der blev indtastet i Integrationsappen under installationen.

Home > Resource groups > TDC\_Erhverv\_Telephony\_Integration\_v2 > kvizj5sdumepdu

kvizj5sdumepdu | Secrets ☆ ...

Key vault

Search

Generate/Import Refresh Restore Backup View sample code

Quickly protect your certificates from accidental deletion by turning on soft-delete. Please enable soft-delete in 'Properties' page. Click here to learn more. →

Name	Type	Status	Expiration date
TeamsApplicationID		✓ Enabled	
TeamsClientSecret		✓ Enabled	
TeamsTenantID		✓ Enabled	

Overview  
Activity log  
Access control (IAM)  
Tags  
Diagnose and solve problems  
Access policies  
Events  
Objects  
Keys  
Secrets  
Certificates  
Settings

Hvis der er flere versioner, skal du klikke på den aktuelle version, der er aktiveret.

Home > Resource groups > TDC\_Erhverv\_Telephony\_Integration\_v2 > kvizj5sdumepdu | Secrets >

TeamsClientSecret ...

Versions

New Version Refresh Delete Download Backup

Version	Status	Activation date	Expiration date
CURRENT VERSION			
f0091b597c0145b4a2f57285bacb800c	✓ Enabled		

Fra her kopier den hemmelige værdi for at se på den. I dette eksempel er værdien ”xDn8Q~GpsHX9BnvlGJrhy~s9uuUxY8T1A~iMla8l”.



Properties

Created 9/27/2023, 10:46:36 AM

Updated 9/27/2023, 10:46:36 AM

Secret Identifier <https://kvizqj5sdumepdu.vault.azure.net/secre...>

Settings

Set activation date

Set expiration date



Enabled  Yes  No

Tags 0 tags

Secret

Content type (optional)

Show Secret Value

Secret value   

Naviger nu til app-registreringen, som den installerede app er tilsluttet. Hvis du ikke kan huske, hvilken det er, skal du følge [denne](#) vejledning for at finde den. Gå til menuen **Certificates & secrets** og se efter en Secret, der matcher den værdi, du fandt ovenfor. Dette er præcis den Secret, der blev indtastet i Integrationsappen under installationen.

Home > App registrations > TDC Erhverv Telephony Integration

### TDC Erhverv Telephony Integration | Certificates & secrets

Search  Got feedback?

Overview  
Quickstart  
Integration assistant

Manage

- Branding & properties
- Authentication
- Certificates & secrets**
- Token configuration
- API permissions
- Expose an API
- App roles
- Owners



Credentials enable confidential applications to identify themselves to the authentication service when receiving tokens at a web addressable location (using an HTTPS scheme). For a higher level of assurance, we recommend using a certificate (instead of a client secret) as a credential.


Application registration certificates, secrets and federated credentials can be found in the tabs below.

Certificates (0) **Client secrets (1)** Federated credentials (0)

A secret string that the application uses to prove its identity when requesting a token. Also can be referred to as application password.

+ New client secret

Description	Expires	Value	Secret ID
TDC Erhverv Telephony Integration	9/25/2025	xDn*****	b194f256-8fba-446b-a199-4e860f8b37...  





## 7.3 Hvordan får jeg adgang til Azure-abonnementerne på min lejer?

For at bruge et abonnement til at installere en app fra Markedspladsen skal du enten være abonnements ejer eller abonnementsbidragyder. Brugeren, der oprettede abonnementet, er automatisk ejer, og kun ejeren kan give andre brugere tilladelse til at bruge abonnementet. Selvom de kunne tildele dig rollen som (co-) ejer, er det bedre praksis at bruge den mindre privilegerede rolle som bidragyder. I begge tilfælde fortsætter ejeren som følger:

Find det abonnement, du vil give adgang til.

Home > Subscriptions >

### Subscriptions

Nuuday Blue Teams test 4 - Teams for Broadworks (blue4.testontdc.net)

+ Add Manage Policies View Requests View eligible subscriptions

Search for any fiel... Subscriptions: Filtered (1 of 1) My role == all Status == all Add filter

Subscription name ↑↓	Subscription ID ↑↓	My role ↑↓	Current cost	Secure Score ↑↓	Parent management... ↑↓	Status ↑↓
Bluetest4 Azure Plan	57ad7af8-0488-472a-84e...	Owner	Unauthorized	-		Active

↑

Klik på abonnementet og gå til afsnittet kaldet **Access control (IAM)**, klik på Tilføj-knappen og vælg **Add roll assignment** fra rulle-listen.

Home > Subscriptions > Subscriptions > Bluetest4 Azure Plan

### Bluetest4 Azure Plan | Access control (IAM)

Subscription

Search

+ Add Download role assignments Edit columns Refresh Remove Feedback

Overview Activity log Access control (IAM) Tags Diagnose and solve problems Security Events Cost Management

Check access Role assignments Roles Deny assignments Classic administrators

My access View my level of access to this resource. View my access

Check access Review the level of access a user, group, service principal, or managed identity has to this resource. Learn more Check access



Skift til fanen **Privileged administrator roles**, søg efter rollen **Contributor**, klik på rollenavnet for at vælge den, og klik derefter på Næste.

Home > Subscriptions > Subscriptions > Bluetest4 Azure Plan | Access control (IAM) >

## Add role assignment

Role **Members** Review + assign

A role definition is a collection of permissions. You can use the built-in roles or you can create your own custom roles. [Learn more](#)

Job function roles **Privileged administrator roles**

Grant privileged administrator access, such as the ability to assign roles to other users.

⚠ Can a job function role with less access be used instead?

Contributor × Type: All Category: All

Name ↑↓	Description ↑↓	Type ↑↓	Category ↑↓	Details
Contributor	Grants full access to manage all resources, but does not allow you to assign r...	BuiltInRole	General	<a href="#">View</a>

Showing 1 - 1 of 1 results.

Klik på **Select members**. Fra pop-up-menuen til højre skal du søge efter den bruger, du vil give adgang, klikke på deres navn og derefter klikke på Vælg-knappen.

Home > Subscriptions > Subscriptions > Bluetest4 Azure Plan | Access control (IAM) >

## Add role assignment

Role **Members** Review + assign

**Selected role** Contributor

**Assign access to**  
 User, group, or service principal  
 Managed identity

**Members** + Select members

Name	Object ID	Type
No members selected		

**Description** Optional

### Select members

Select

App Admin



App Admin  
admapp@blue4.testontdc.net

Selected members:  
No members selected. Search for and add one or more members you want to assign to the role for this resource.

[Learn more about RBAC](#)

Review + assign

Previous

Next

Select

Close





Du har nu den nødvendige bruger valgt. Klik på **Review + assign** for at fuldføre tildelingen.

Home > Subscriptions > Subscriptions > Bluetest4 Azure Plan | Access control (IAM) >

## Add role assignment

Role **Members** Review + assign

**Selected role** Contributor

**Assign access to**  User, group, or service principal  
 Managed identity

**Members** + Select members

Name	Object ID	Type
App Admin	de6f2d2d-cfcc-4d08-8edb-0325ab53...	User

**Description** Optional

**Review + assign** Previous Next

Feedback

Vent et øjeblik, indtil tildelingen træder i kraft, og verificer derefter brugeren på adgangskontrolsiden.

Home > Subscriptions > Subscriptions > Bluetest4 Azure Plan

### Bluetest4 Azure Plan | Access control (IAM)

Search

+ Add Download role assignments Edit columns Refresh Remove Feedback

Check access **Role assignments** Roles Deny assignments Classic administrators

Number of role assignments for this subscription 5 4000 Privileged 5

View assignments

All Job function (0) Privileged (5)

Search by name or email Type: All Role: All Scope: All scopes Group by: Role

5 items (4 Users, 1 Foreign Principals)

Name	Type	Role	Scope	Condition
> Owner (4)				
▼ Contributor (1)				
App Admin admapp@blue4	User	Contributor	This resource	None



Brugerkontoen **App Admin** er nu en bidrager til dette specifikke abonnement. De kan se abonnementsdetaljerne og har tilladelse til at bruge det, når de installerer apps fra Markedspladsen.