

TECHNICAL NOTE

Chromium Next GEM Single Cell 3' v3.1: Reagent & Workflow Updates

Introduction

The Chromium Single Cell Gene Expression Solution provides a comprehensive, scalable solution for gene expression profiling of hundreds to tens of thousands of cells. This document highlights the key changes in Chromium Next GEM Single Cell 3' v3.1 reagents, along with workflow updates for generating and analyzing Illumina-ready sequencing libraries.

Refer to the Chromium Next GEM Single Cell 3' Reagent Kits v3.1 User Guides for the complete protocol.

Chromium Next GEM Single Cell 3' v3.1 Workflow

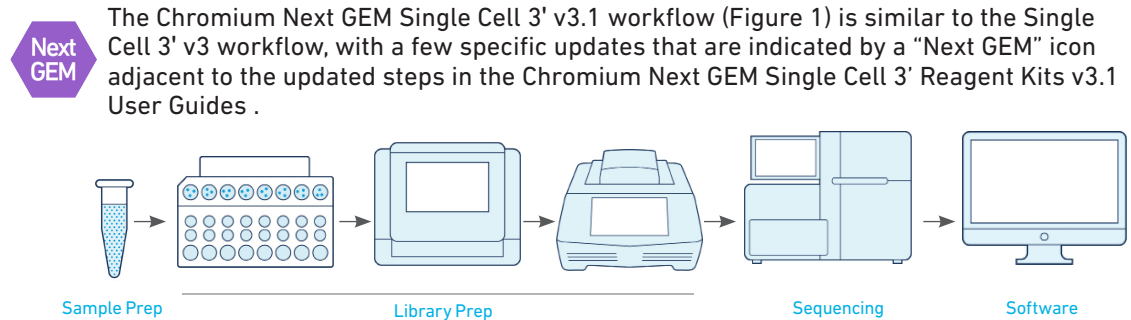


Figure 1. Chromium Next GEM Single Cell 3' v3.1 workflow.

Chromium Next GEM Chip G

The Chromium Next GEM Chip G is assembled in the Chromium Next GEM Secondary Holder. The location of the rows labeled 1-3 and the NO FILL (not used) wells are unique to the Chromium Next GEM Chip G (Figure 2A). GEMs are generated by combining a Master Mix containing cells and enzymes, barcoded Single Cell 3' v3.1 Gel Beads, and Partitioning Oil onto the Chromium Next GEM Chip G (Figure 2B).




Figure 2. Chromium Next GEM Chip G assembled in a Chromium Next GEM Secondary Holder (A). GEM generation in Chromium Next GEM Chip G (B).

Next GEM reagents are specific to Next GEM products and should not be used interchangeably with non-Next GEM reagents.

Sample Prep



Recommendations for preparing single cell suspensions are unchanged for Chromium Next GEM Single Cell 3' Reagent Kits v3.1 protocols.

Library Prep

Protocol Steps	Single Cell 3' v3	Next GEM Single Cell 3' v3.1
Reagent Kits		
10x Genomics Reagents	Chromium Single Cell 3' Reagent Kits v3 Chromium Single Cell 3' Feature Barcode Library Kit Chromium i7 Multiplex Kit	Chromium Next GEM Single Cell 3' Reagent Kits v3.1 Chromium Single Cell 3' Feature Barcode Library Kit Single Index Kit T Set A
GEM Generation & Barcoding		
GEM-RT Reagents in Master Mix	RT Reagent	RT Reagent B
Master Mix volume	33.4 µl	31.8 µl (updated reagent volumes in Master Mix)
Cell Suspension Volume Table	-	Updated volumes
Gel Bead	Single Cell 3' v3 Gel Beads	Single Cell 3' v3.1 Gel Beads (updated handling instructions; vortex 30 sec, centrifuge 5 sec before use)



Chip Loading (Chips cannot be used interchangeably)



Master Mix + Sample Gel Beads Partitioning Oil

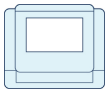
75 µl - row labeled 1
40 µl - row labeled 2
280 µl - row labeled 3



● 70 µl - row labeled 1
● 50 µl - row labeled 2*
● 45 µl - row labeled 3**

* After loading the Gel Beads, wait 30 sec before loading Partitioning Oil.

After loading Partitioning Oil, attach the gasket and run the chip in the Chromium Controller **immediately



Chromium Controller

Firmware Version 3.16 or higher

4.0 or higher

Run time ~8.5 min

~18 min

GEM Recovery

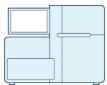
From top row labeled "NO FILL"



From top row labeled "3"



Sequencing



Recommendations for sequencing libraries generated using the Chromium Next GEM Single Cell 3' Reagent Kits v3.1 protocols are same as sequencing recommendations for libraries generated using the Chromium Single Cell 3' Reagent Kits v3 protocols.

Software



Libraries generated using the Chromium Next GEM Single Cell 3' Reagent Kits v3.1 can be analyzed and visualized using the current versions of Cell Ranger and Loupe Cell Browser.

Chromium Next GEM Single Cell 3' v3.1 – Product List & Documents

Product list for generating Chromium Single Cell 3' Gene Expression Libraries:

REAGENT KITS	REACTIONS	PART NUMBER (PN)
Chromium Next GEM Single Cell 3' GEM, Library & Gel Bead Kit v3.1	16 rxns 4 rxns	1000121 1000128
Chromium Next GEM Chip G Single Cell Kit	48 rxns 16 rxns	1000120 1000127
Chromium Next GEM Single Cell 3' Library Construction Kit v3.1 (for additional libraries)	16 rxns	1000157
Single Index Kit T Set A	96 rxns	1000213
INSTRUMENT		
Chromium Controller & Next GEM Accessory Kit	-	120223 (12 month warranty) 120246 (24 month warranty)
SOFTWARE		
Cell Ranger Analysis Pipeline (DOWNLOAD)		
Loupe Cell Browser (DOWNLOAD)		
DOCUMENTS (for Single Cell 3' Gene Expression Libraries ONLY)		
User Guide : Chromium Next GEM Single Cell 3' Reagent Kits v3.1 (CG000204)		

If using Next GEM Single Cell 3' Reagent Kits v3.1 protocols with Feature Barcoding technology, the Chromium Single Cell 3' Feature Barcode Library Kit is required in addition to all the products listed above. Refer to the indicated documents for specific guidance.

REAGENT KITS	REACTIONS	PART NUMBER (PN)
Chromium Single Cell 3' Feature Barcode Library Kit	16 rxns	1000079
DOCUMENTS (for Single Cell 3' Gene Expression + Single Cell 3' CRISPR Screening Libraries ONLY)		
User Guide : Chromium Next GEM Single Cell 3' Reagent Kits v3.1 with Feature Barcoding technology for CRISPR Screening (CG000205) Tech Note : Guide RNA Specifications Compatible with Feature Barcoding Technology for CRISPR Screening (CG000197)		
DOCUMENTS (for Single Cell 3' Gene Expression + Single Cell 3' Cell Surface Protein Libraries ONLY)		
User Guide : Chromium Next GEM Single Cell 3' Reagent Kits v3.1 with Feature Barcoding technology for Cell Surface Protein (CG000206) Demonstrated Protocol : Cell Surface Protein Labeling for Single Cell RNA Sequencing Protocols (CG000149)		

© 2019 10x Genomics, Inc. (10x Genomics). All rights reserved. Duplication and/or reproduction of all or any portion of this document without the express written consent of 10x Genomics, is strictly forbidden. Nothing contained herein shall constitute any warranty, express or implied, as to the performance of any products described herein. Any and all warranties applicable to any products are set forth in the applicable terms and conditions of sale accompanying the purchase of such product. 10x Genomics provides no warranty and hereby disclaims any and all warranties as to the use of any third-party products or protocols described herein. The use of products described herein is subject to certain restrictions as set forth in the applicable terms and conditions of sale accompanying the purchase of such product. A non-exhaustive list of 10x Genomics' marks, many of which are registered in the United States and other countries can be viewed at: www.10xgenomics.com/trademarks. 10x Genomics may refer to the products or services offered by other companies by their brand name or company name solely for clarity, and does not claim any rights in those third-party marks or names. 10x Genomics products may be covered by one or more of the patents as indicated at: www.10xgenomics.com/patents. The use of products described herein is subject to 10x Genomics Terms and Conditions of Sale, available at www.10xgenomics.com/legal-notices, or such other terms that have been agreed to in writing between 10x Genomics and user. All products and services described herein are intended FOR RESEARCH USE ONLY and NOT FOR USE IN DIAGNOSTIC PROCEDURES.

The use of 10x Genomics products in practicing the methods set forth herein has not been validated by 10x Genomics, and such non-validated use is NOT COVERED BY 10x GENOMICS STANDARD WARRANTY, AND 10x GENOMICS HEREBY DISCLAIMS ANY AND ALL WARRANTIES FOR SUCH USE. Nothing in this document should be construed as altering, waiving or amending in any manner 10x Genomics terms and conditions of sale for the Chromium Controller or the Chromium Single Cell Controller, consumables or software, including without limitation such terms and conditions relating to certain use restrictions, limited license, warranty and limitation of liability, and nothing in this document shall be deemed to be Documentation, as that term is set forth in such terms and conditions of sale. Nothing in this document shall be construed as any representation by 10x Genomics that it currently or will at any time in the future offer or in any way support any application set forth herein.

Contact:
support@10xgenomics.com
 10x Genomics
 6230 Stoneridge Mall Road
 Pleasanton, CA 94588 USA

