


ALLES TELT Q

naam:



GROEP 3

PROEFLESSEN

PLUSWERKSCRIFT

ThiemeMeulenhoff

ANTWOORDEN



**GROEP 3
PLUSWERKSCHRIFT
ANTWOORDEN**

BLOK 4
● ● ● ● ●


lesdoel

ik kan bij een beeld een som bedenken en maken.


1




nu jij!



$$5 + 1 = 6$$



$$4 + 3 = 7$$



$$6 - 3 = 3$$



$$8 - 4 = 4$$


2




schrijf de som en reken uit.




$$9 \dots - 4 \dots = 5 \dots$$



$$4 \dots + 4 \dots = 8 \dots$$



$$6 \dots + 3 \dots = 9 \dots$$




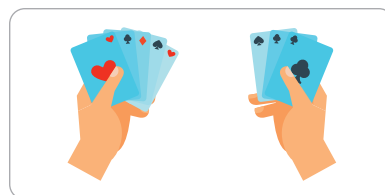
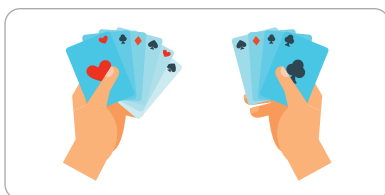
$$7 \dots - 2 \dots = 5 \dots$$

3



schrijf de som en reken uit.

meerdere antwoorden mogelijk.



$$6 + 4 = 10 \text{ of } 10 - 4 = 6 \quad 5 + 3 = 8 \text{ of } 8 - 3 = 5 \quad 3 + 2 = 5 \text{ of } 5 - 2 = 3$$

4




maak het waar. teken.


$$5 + 3 = 8$$




$$2 + 4 = 6$$



$$6 + 3 = 9$$



$$4 + 5 = 9$$



5



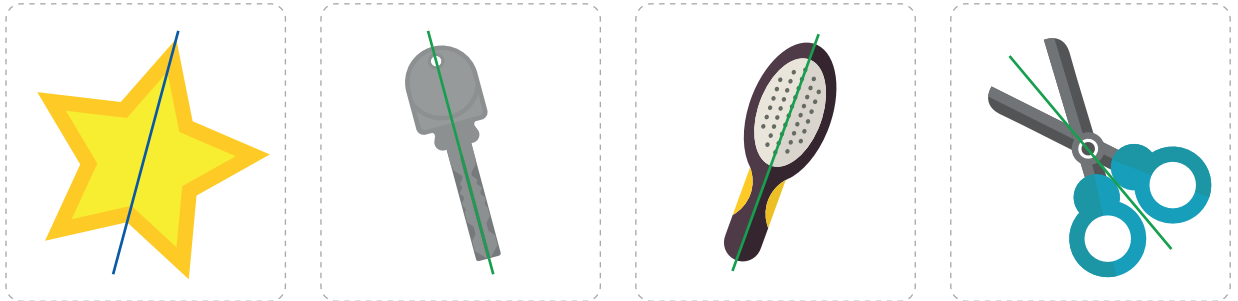
teken zelf en reken uit.

$$8 - 3 = 5 \dots\dots$$

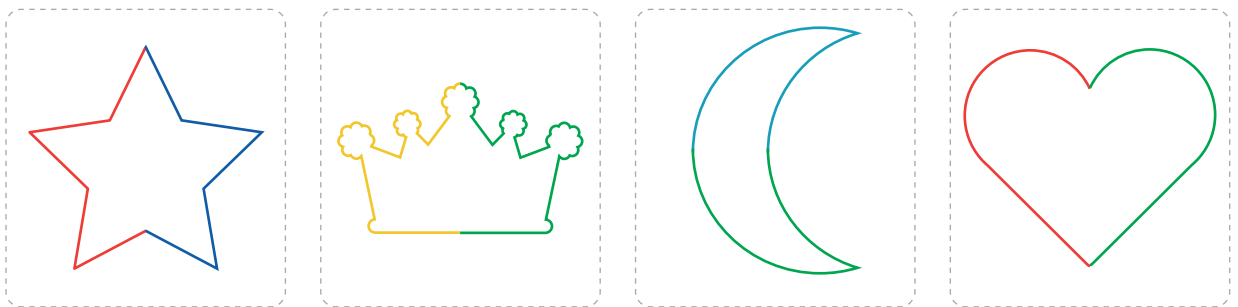
$$10 - 7 = 3 \dots\dots$$

1  deze opgave maak je digitaal.

2  teken de spiegellijn.



3  maak af.



4  maak sommen bij de antwoorden. meerdere antwoorden mogelijk.


<input type="text"/>	$9 - 7$	<input type="text"/>	<input type="text"/>	<input type="text"/>					
<input type="text"/>	<input type="text"/>	<input type="text"/>	$3 + 5$	<input type="text"/>					
0	1	2	3	4	5	6	7	8	9
<input type="text"/>	<input type="text"/>	<input type="text"/>	<input type="text"/>	<input type="text"/>	<input type="text"/>	<input type="text"/>	<input type="text"/>	<input type="text"/>	<input type="text"/>
<input type="text"/>	<input type="text"/>	<input type="text"/>	<input type="text"/>	<input type="text"/>	<input type="text"/>	<input type="text"/>	<input type="text"/>	<input type="text"/>	<input type="text"/>

lesdoel

ik kan bij een beeld een som bedenken en maken.

5


zoek de som en reken uit.




$$5 + 1 = 6$$



$$6 - 1 = 5$$



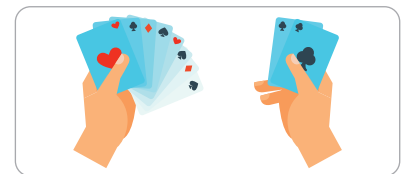

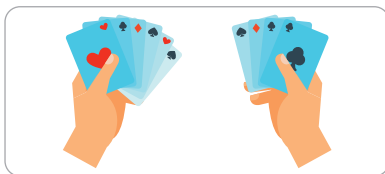
$$7 - 3 = 4$$



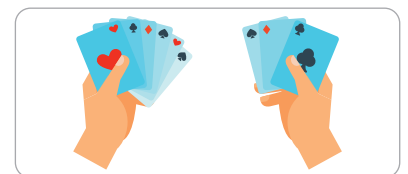
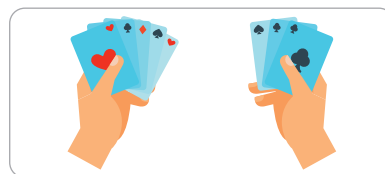

$$6 + 2 = 8$$

6

schrijf de som en reken uit.



$$6 + 4 = 10 \text{ of } 10 - 4 = 6 \quad 7 + 3 = 10 \text{ of } 7 - 3 = 4 \quad 8 + 2 = 10 \text{ of } 10 - 2 = 8$$



$$4 + 3 = 7 \text{ of } 7 - 3 = 4 \quad 5 + 3 = 8 \text{ of } 8 - 3 = 5 \quad 6 + 3 = 9 \text{ of } 9 - 3 = 6$$


7

teken en reken uit.



meerdere antwoorden mogelijk.

..... + =

..... + =

1 



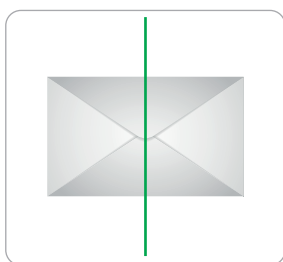
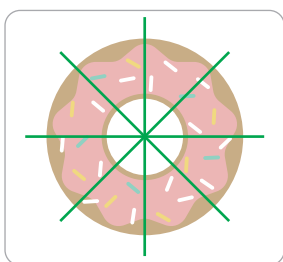
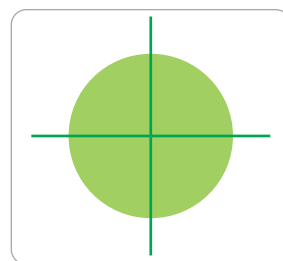
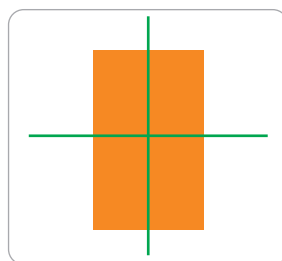
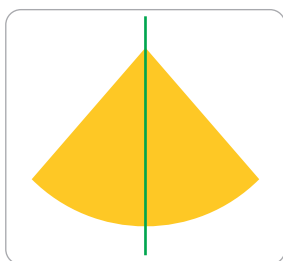

nu jij!



2 

halveer.

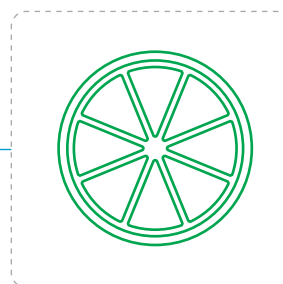

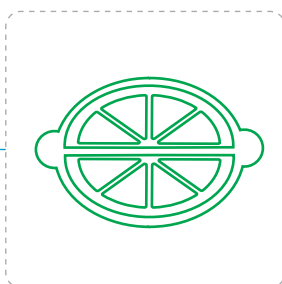





meerdere antwoorden mogelijk.



3 

teken de helft.

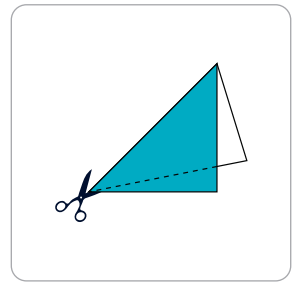
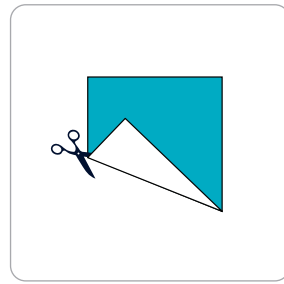
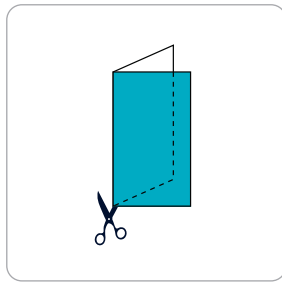

meerdere antwoorden mogelijk.



4



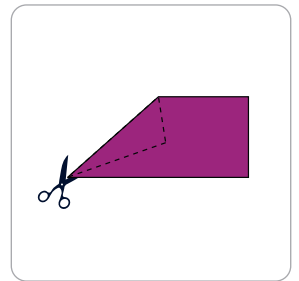
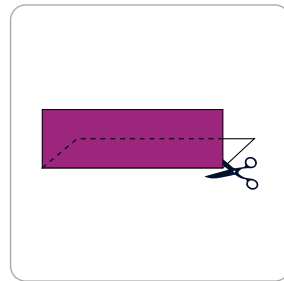
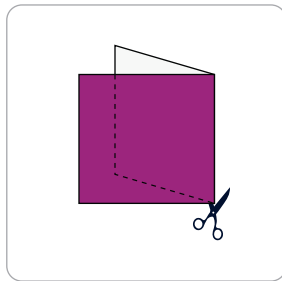

halveren. kruis aan.



goed
 fout

goed
 fout

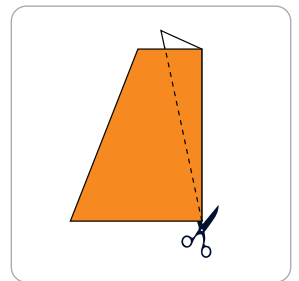
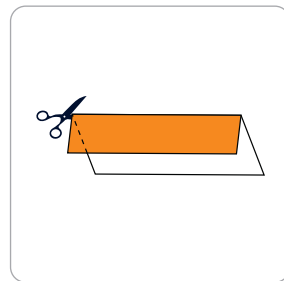
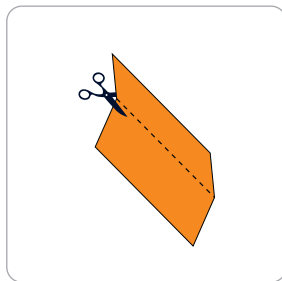

goed
 fout



goed
 fout

goed
 fout

goed
 fout



goed
 fout

goed
 fout

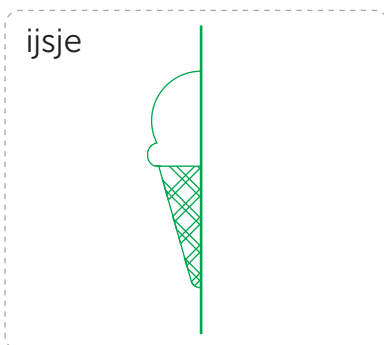
goed
 fout

5



teken en halveer.

meerdere antwoorden mogelijk.



1  deze opgave maak je digitaal.

2 

vul in.

14	15	16	11	12	13	15	16	17	13	14	15
34	35	36	31	32	33	45	46	47	33	34	35
10	11	12	19	20	21	12	13	14	18	19	20
40	41	42	39	40	41	42	43	44	48	49	50

3 









teken het geld op meerdere manieren.

meerdere antwoorden mogelijk.

het kost:

ik betaal:

terug:

<p>12 euro</p> 		<p>2 1</p> <p>of</p> <p>1 1 1</p>
<p>13 euro</p> 		<p>1 1</p> <p>of</p> <p>2</p>
<p>11 euro</p> 		<p>1 1 1 1</p> <p>of</p> <p>2 1 1</p> <p>of</p> <p>2 2</p>
<p>17 euro</p> 		<p>2 1</p> <p>of</p> <p>1 1 1</p>

lesdoel


ik weet hoe een halve vorm eruitziet.

4



halveren. doe het steeds anders.

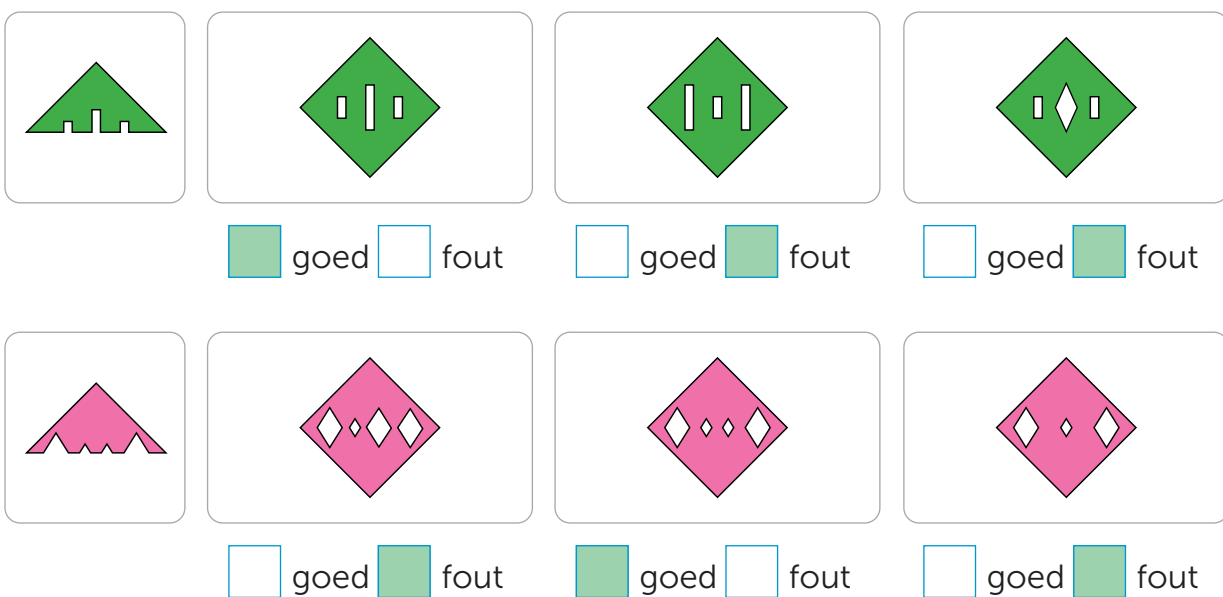
meerdere antwoorden mogelijk.



5



kruis aan.

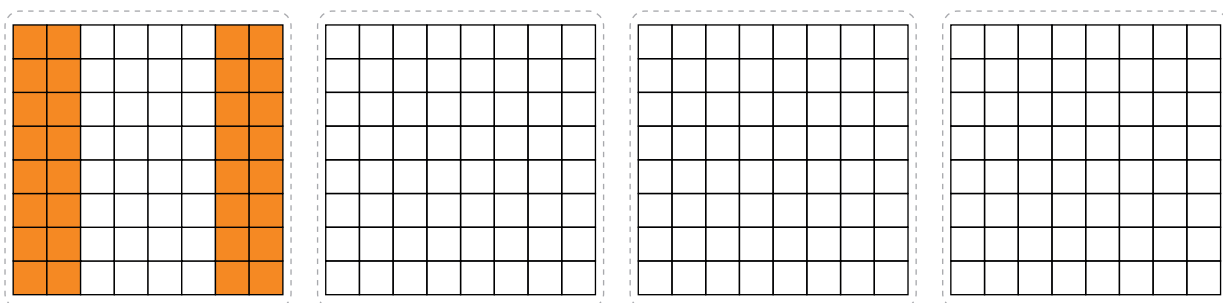


6



halveer met meer dan 1 lijn.

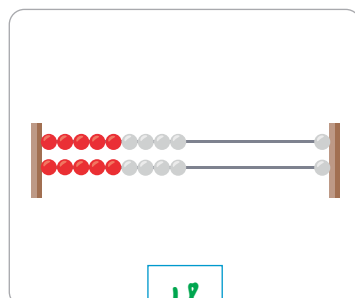
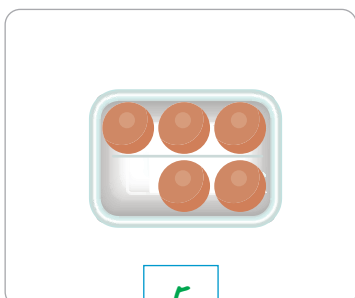
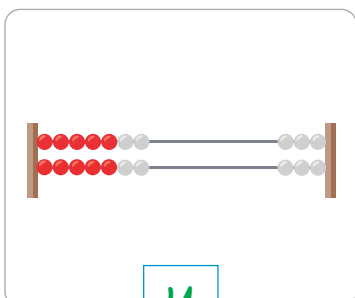
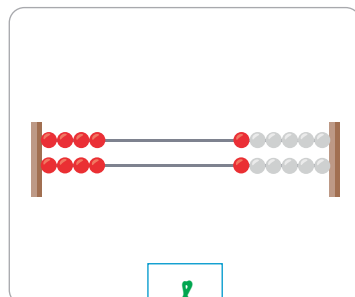
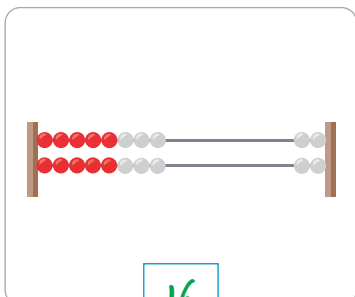
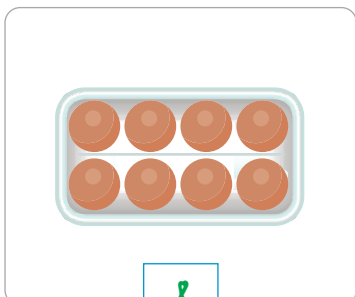
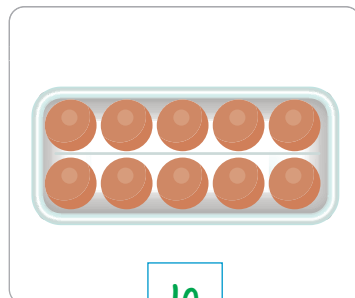
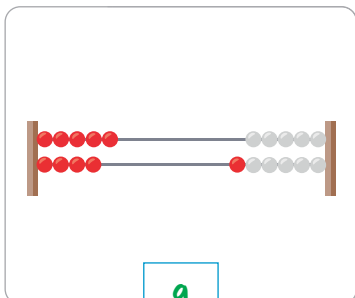
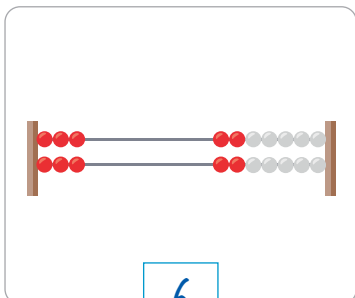
meerdere antwoorden mogelijk.



1



reken handig.



2



nu even anders. teken wat je halveert.

meerdere antwoorden mogelijk.


Large dashed box for drawing.

1



schrijf de sommen die je ziet en reken uit.

meerdere antwoorden mogelijk.



.....

.....

.....

.....

.....

.....

.....

2



vul in.

9	-	3	=	6
-		+		
5	-	4	=	1
=		=		
4		7		

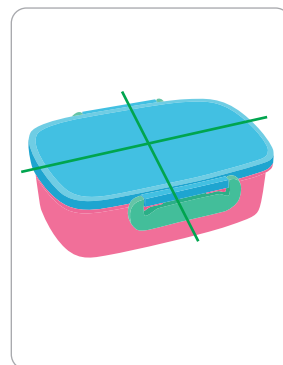
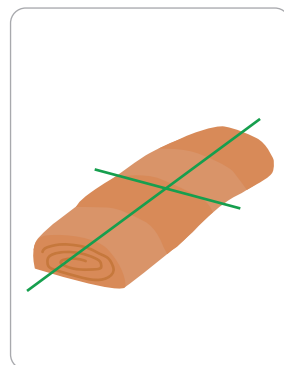

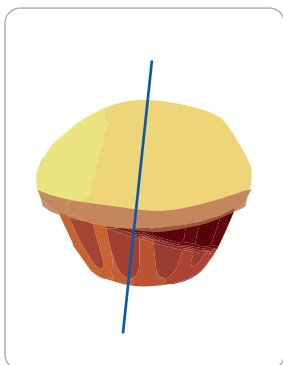
3	+	1	+	1	=	5
+		-		+		
3	-	1	+	5	=	7
+		+		-		
3	+	3	+	2	=	8
=		=		=		
9		3		4		

3



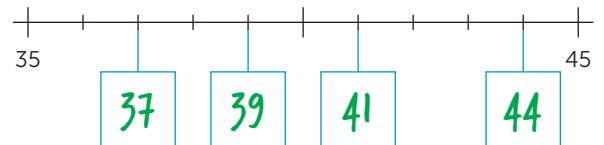
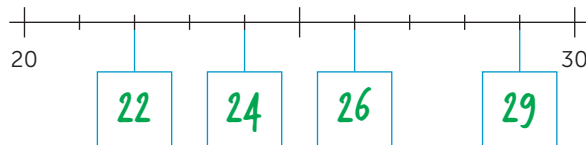
halveer. teken de lijn.

meerdere antwoorden mogelijk.



1

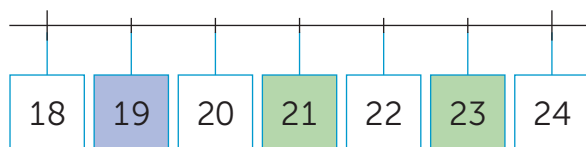
nu jij!



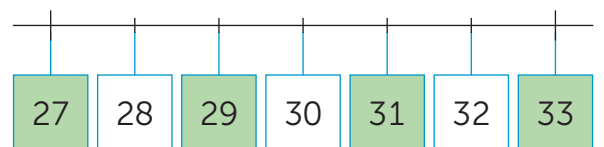
2

kleur.

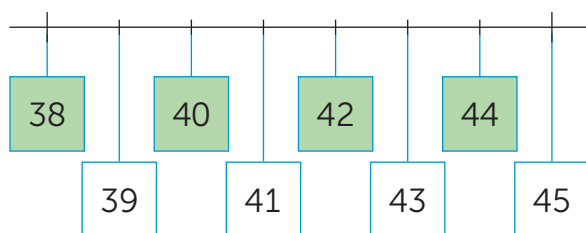
oneven getallen



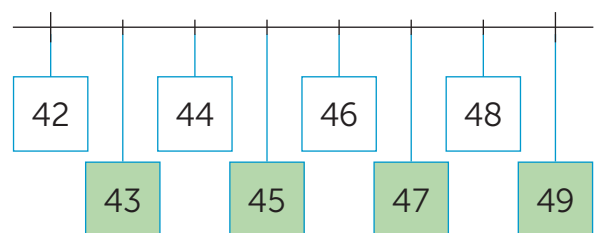
oneven getallen



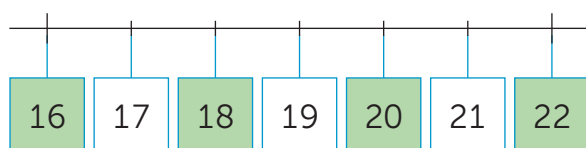
even getallen



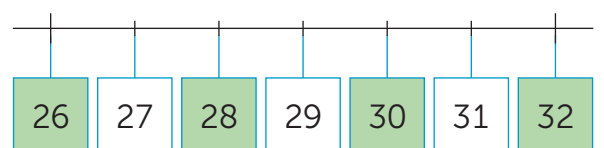
oneven getallen



even getallen

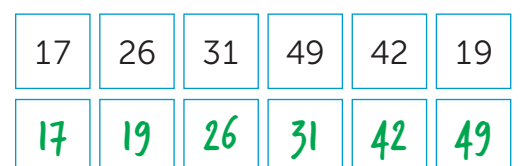
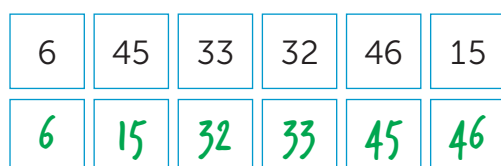
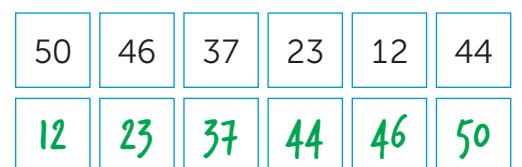
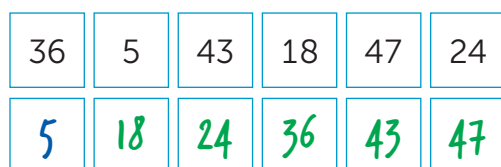


even getallen



3

zet van klein naar groot.



4



zet een rondje om het grootste getal.

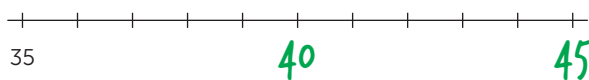

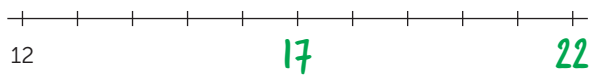
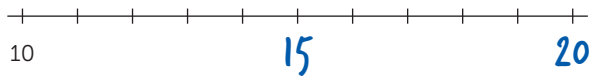
42	34	43	24	34	45	49	39	28	25	22	18
16	9	15	21	35	42	34	39	12	14	4	11
43	34	38	44	16	14	24	13	33	34	43	23
25	15	36	41	50	48	47	42	23	32	24	42

5

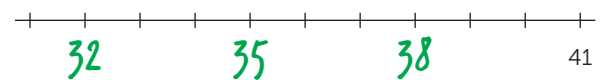
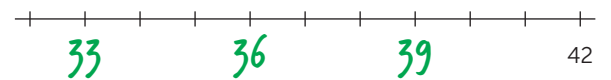
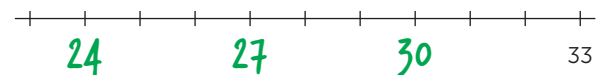
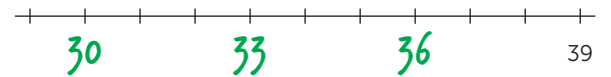


vul in.

a steeds 5 verder:



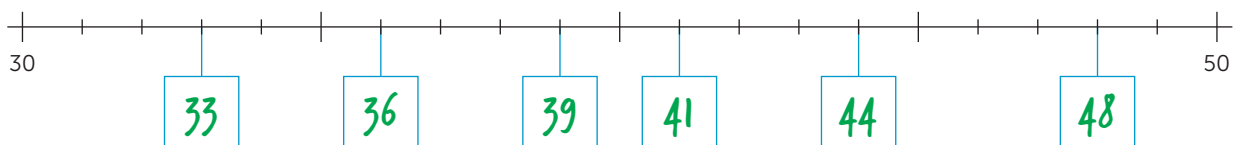
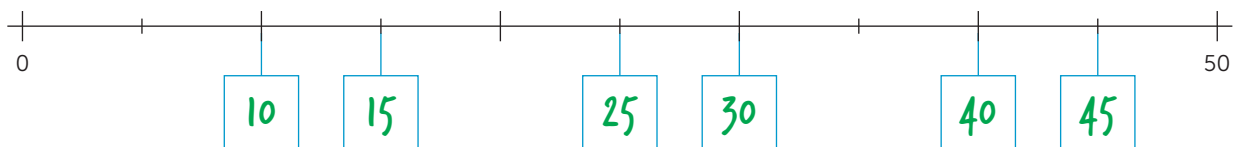
b steeds 3 terug:



6



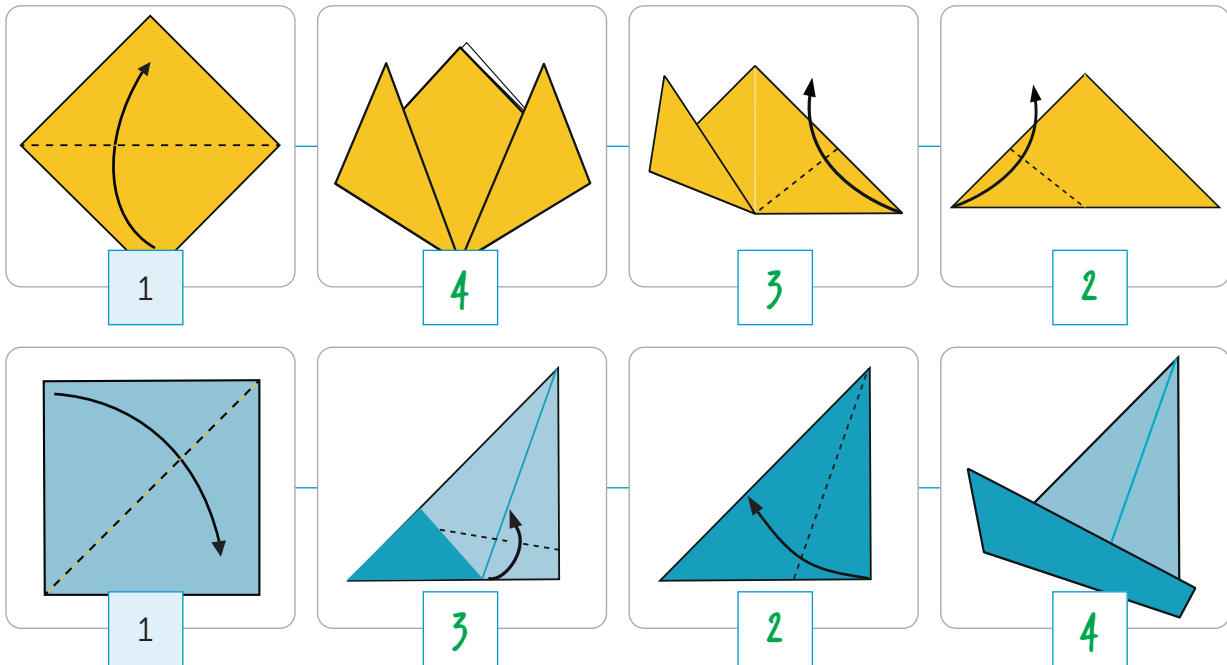
vul in.



1  deze opgave maak je digitaal.

2 


schrijf de volgorde.



3 

eerlijk delen.

a vul in.



b bedenk zelf.

meerdere antwoorden mogelijk.

6 12 15 14

lesdoel

ik kan getallen op de getallenlijn plaatsen.

4



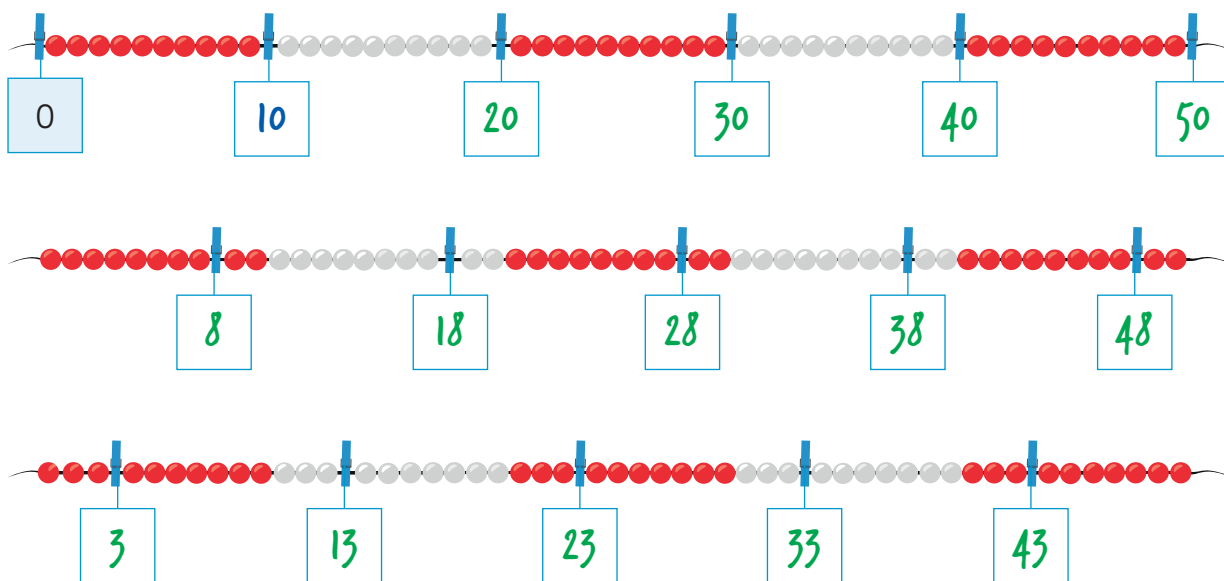
vul in.



5



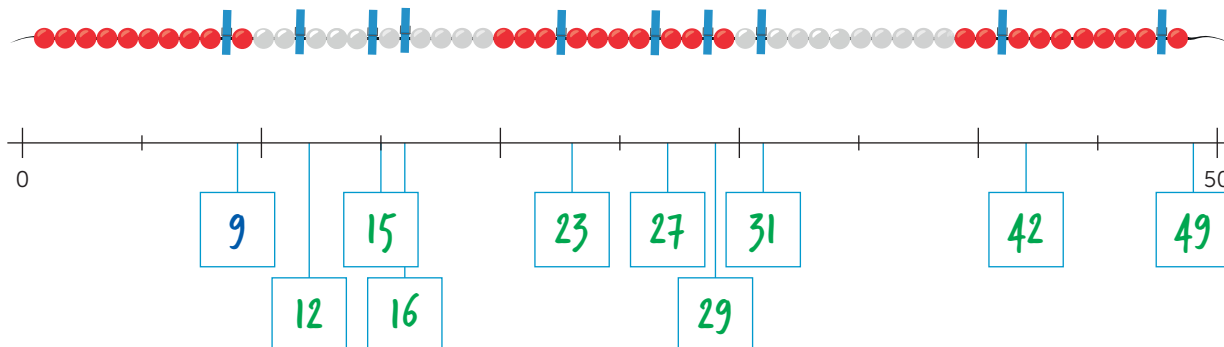
steeds 10 verder. vul in.



6

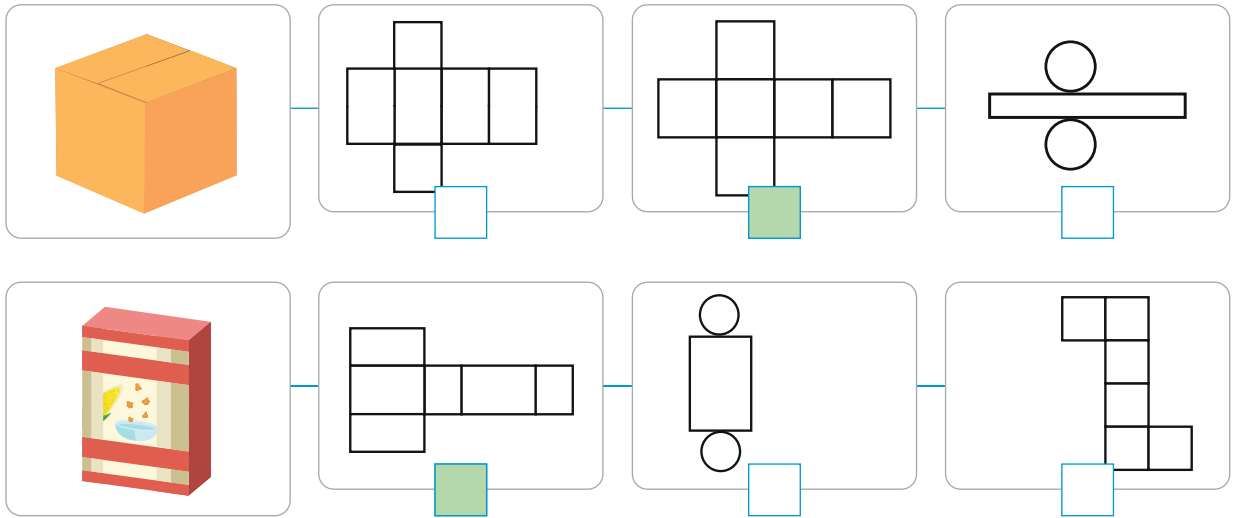


vul in.



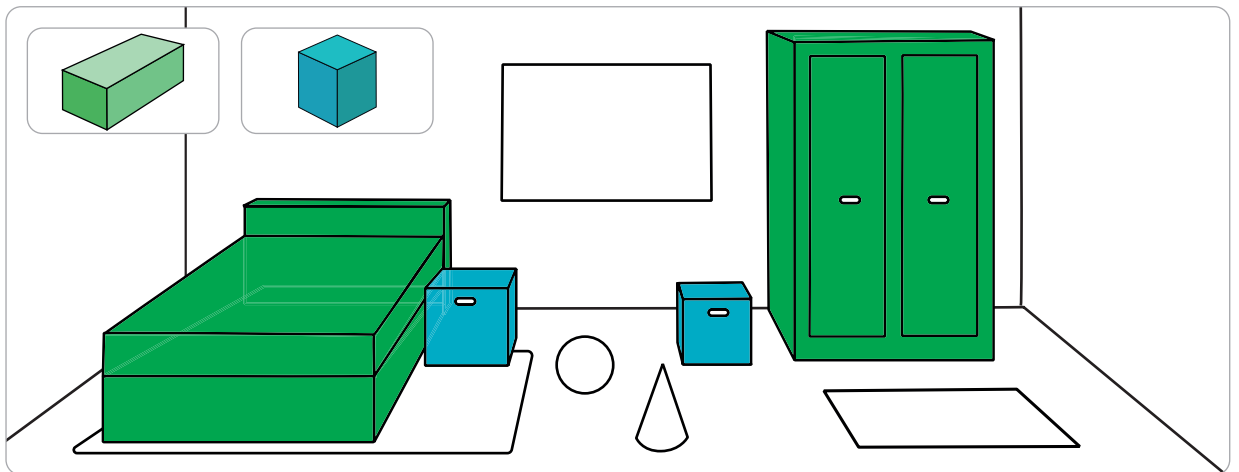
1 

nu jij!



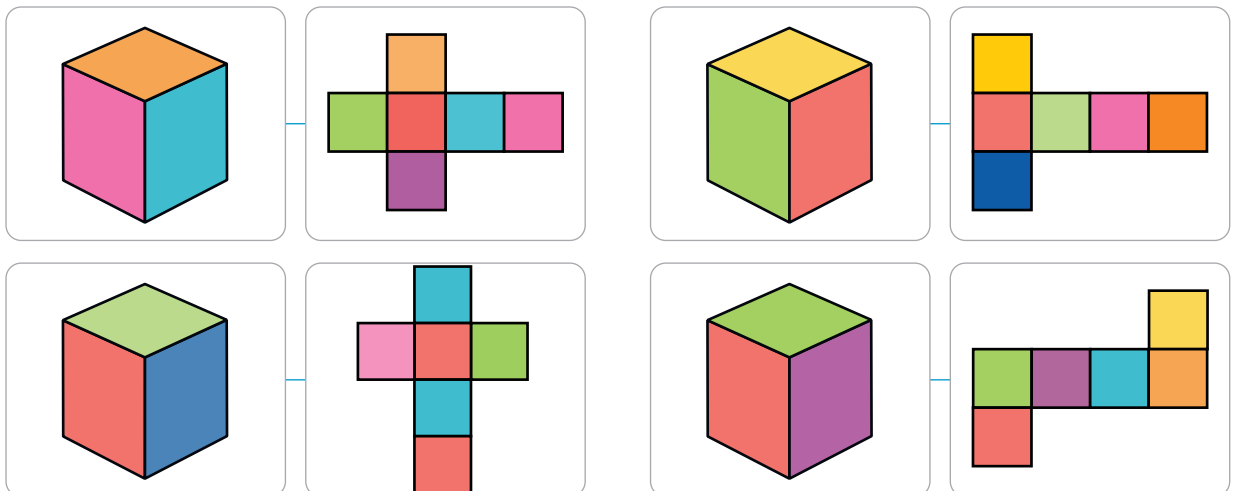
2 

kleur.



3 

geef het lege vlak de juiste kleur.

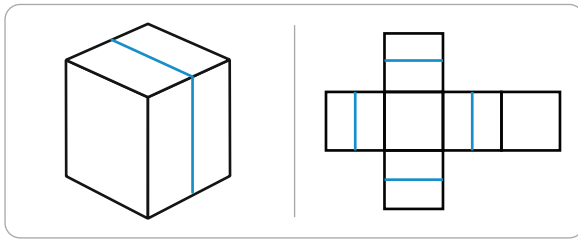


4

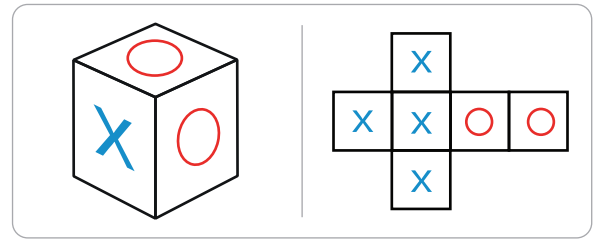


het hoort bij elkaar.

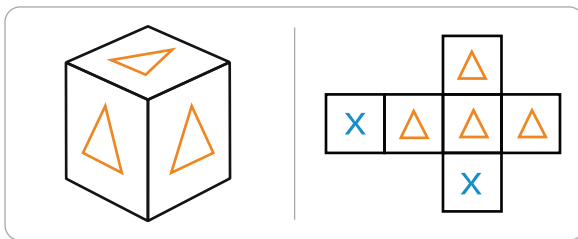
kruis aan.



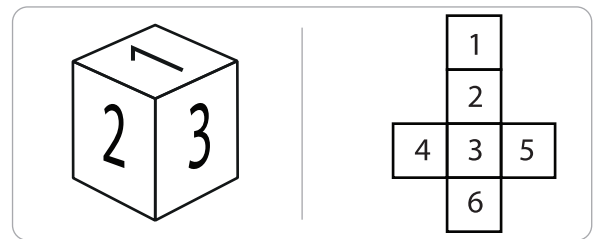
waar niet waar



waar niet waar



waar niet waar




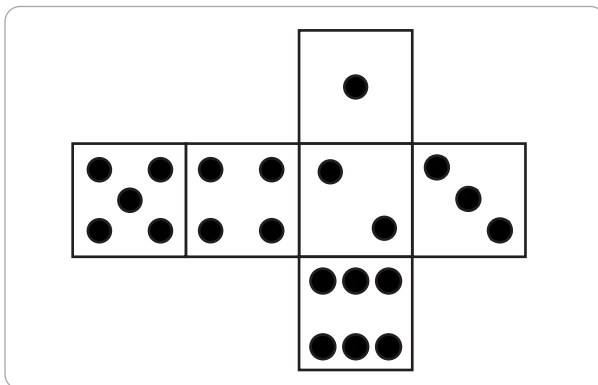


waar niet waar

5



tel de stippen. vul in.



of

4 en 5

1



deze opgave maak je digitaal.

2



maak de sommen.

meerdere antwoorden mogelijk.

2, 3, 5

$2 \dots + 3 \dots = 5 \dots$

$3 \dots + 2 \dots = 5 \dots$

$5 \dots - 2 \dots = 3 \dots$

$5 \dots - 3 \dots = 2 \dots$

4, 6, 2

$4 + 2 = 6$

$2 + 4 = 6$

$6 - 2 = 4$

$6 - 4 = 2$

7, 4, 3

$4 + 3 = 7$

$3 + 4 = 7$

$7 - 3 = 4$

$7 - 4 = 3$

3, 5, 8

$5 + 3 = 8$

$3 + 5 = 8$

$8 - 3 = 5$

$8 - 5 = 3$

9, 4, 5

$5 + 4 = 9$

$4 + 5 = 9$

$9 - 5 = 4$

$9 - 4 = 5$

8, 6, 2

$6 + 2 = 8$

$2 + 6 = 8$

$8 - 6 = 2$

$8 - 2 = 6$

1, 8, 9

$8 + 1 = 9$

$1 + 8 = 9$

$9 - 8 = 1$

$9 - 1 = 8$

7, 2, 5

$5 + 2 = 7$

$2 + 5 = 7$

$7 - 5 = 2$

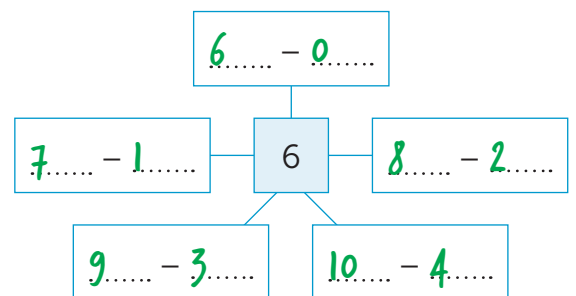
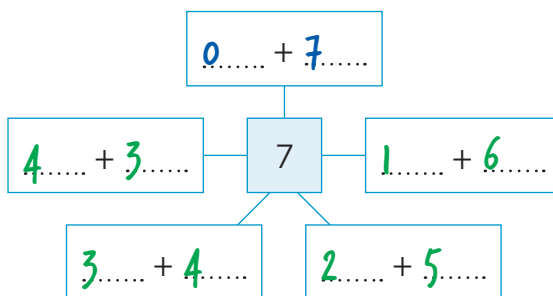
$7 - 2 = 5$

3



schrijf de sommen.



meerdere antwoorden mogelijk.



4



kleur de bloemen in de goede volgorde.



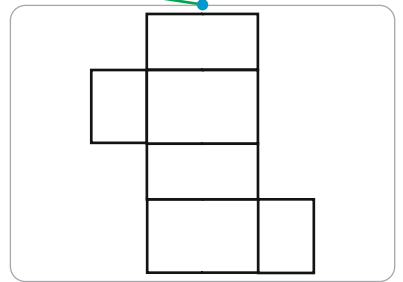
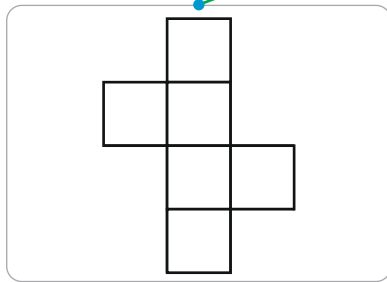
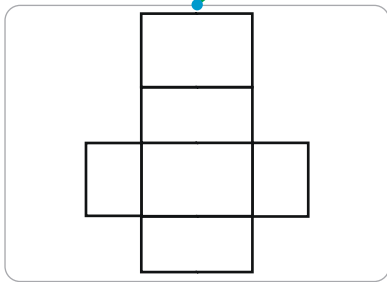
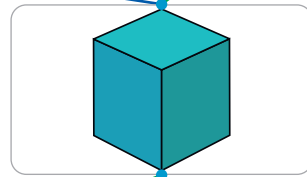
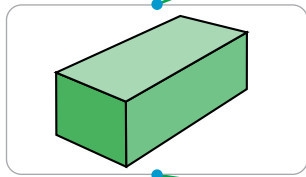
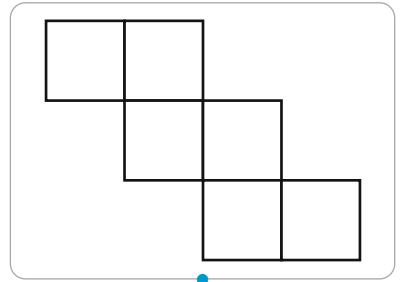
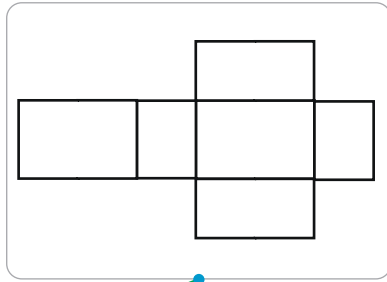
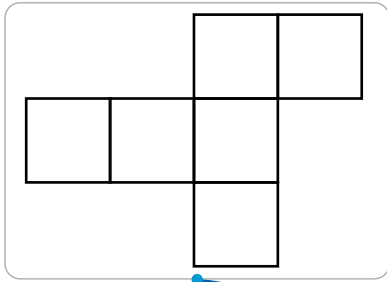
lesdoel

ik leer over een balk en kubus.

5



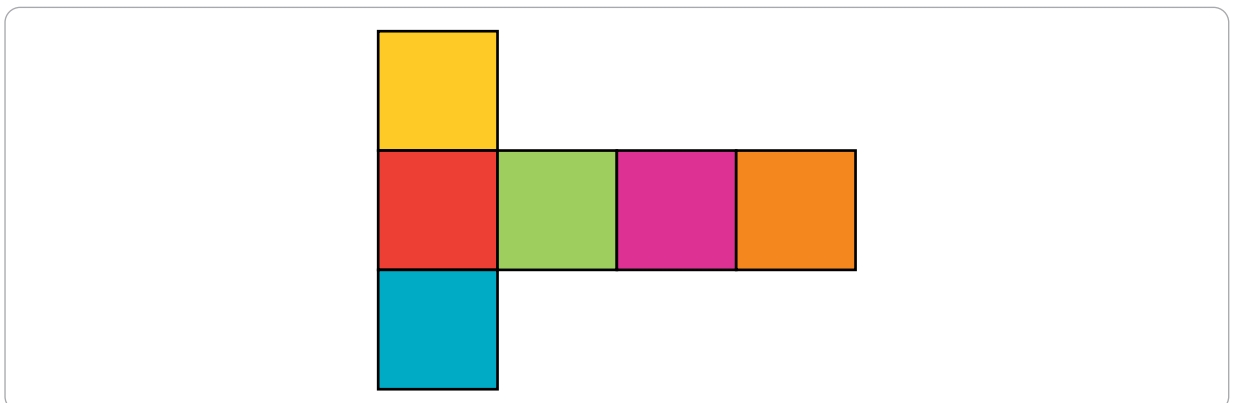
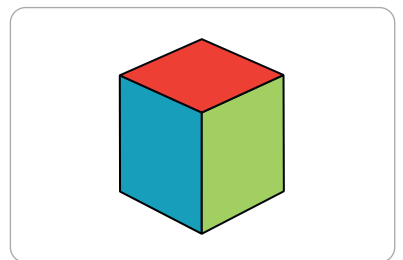
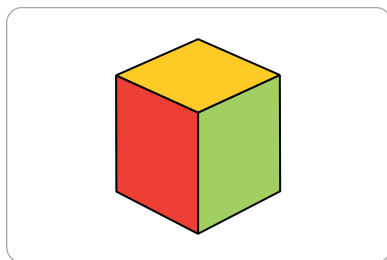
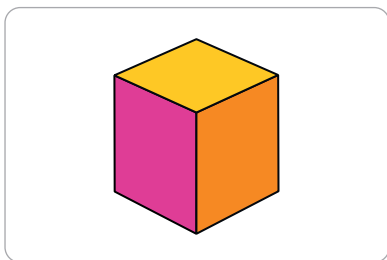
balk of kubus. maak vast.



6




kleur.



1




reken handig.
raad mijn getal.



2



nu even anders. teken.

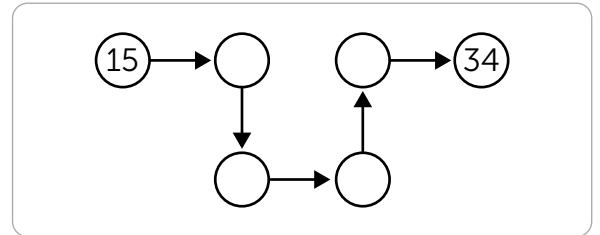
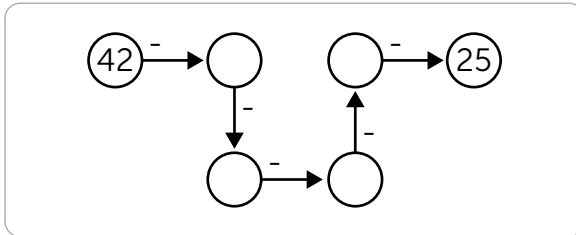
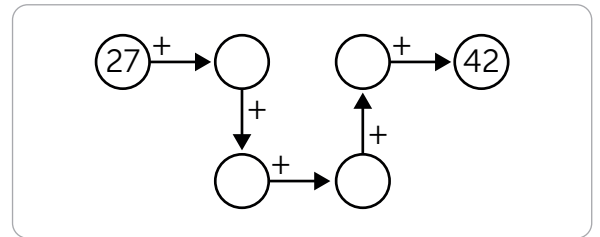
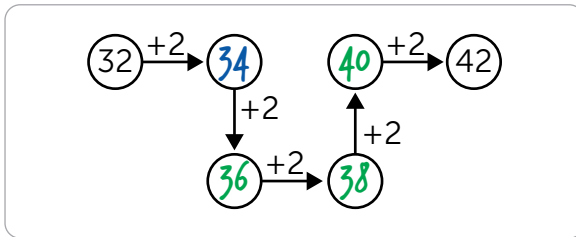


1



vul in.

meerdere antwoorden mogelijk.



2

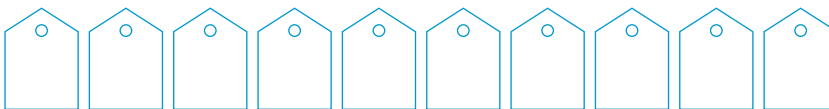


a vul in.

meerdere antwoorden mogelijk.



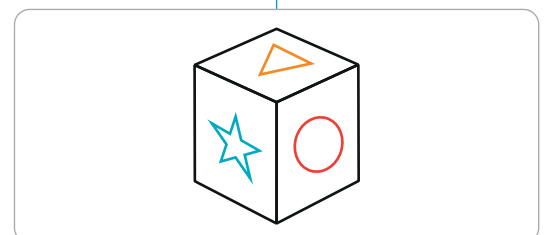
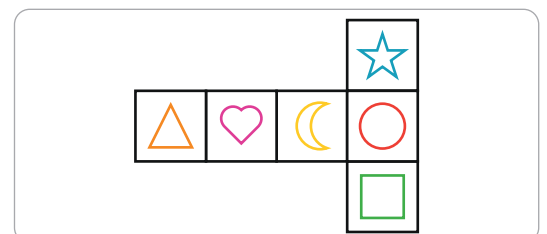
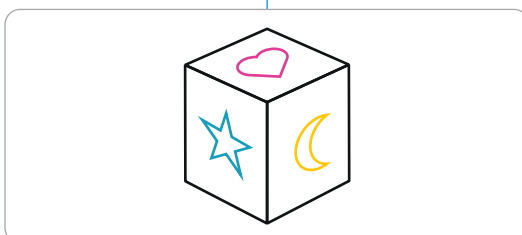
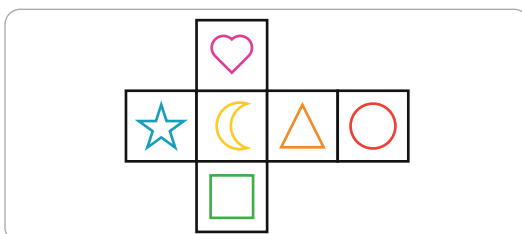
b bedenk zelf een reeks.



3



teken.



Conceptauteur

Marleen van de Wetering

Auteurs

Cindy Bekkema
Annemieke van Grol
Cindy Nillesen
Mariëlle Woltjer

Corinne Harten
Esmeralda de Leeuw
Tosca Miedema
Anne Coos Vuurmans
Henk van Wieringen

Inhoudelijke redactie

Hiske Huitema

Redactie

Projectteam ThiemeMeulenhoff

Art direction

Taste of Yellow

Ontwerp

Taste of Yellow
SKON creative communications

Opmaak

SKON creative communications

Beeldverwerking

Eduardo media

Illustraties

Eduardo Media: pagina 4, 5, 7, 8, 10, 14
Shutterstock: Amado Designs 5, 11, Olga1818 6,
Sabelskaya 13,
Skwirrol Eva Galesloot: 16, 17,
Freepik: 5, 11

Technisch tekenwerk

SKON creative communications

Omslagillustratie

Tante Beun

Omslagfotografie

David Rozemeyer

Over ThiemeMeulenhoff

ThiemeMeulenhoff ontwikkelt zich van educatieve uitgeverij tot een learning design company. We brengen content, leerontwerp en technologie samen. Met onze groeiende expertise, ervaring en leeroplossingen zijn we een partner voor scholen bij het vernieuwen en verbeteren van onderwijs. Zo kunnen we samen beter recht doen aan de verschillen tussen lerenden en scholen en ervoor zorgen dat leren steeds persoonlijker, effectiever en efficiënter wordt.

Samen leren vernieuwen.

www.thiememeulenhoff.nl

Versie 1.0

© ThiemeMeulenhoff, Amersfoort

Alle rechten voorbehouden. Niets uit deze uitgave mag worden verveelvoudigd, opgeslagen in een geautomatiseerd gegevensbestand, of openbaar gemaakt, in enige vorm of op enige wijze, hetzij elektronisch, mechanisch, door fotokopieën, opnamen, of enig andere manier, zonder voorafgaande schriftelijke toestemming van de uitgever.

Voor zover het maken van kopieën uit deze uitgave is toegestaan op grond van artikel 16B Auteurswet 1912 j° het Besluit van 23 augustus 1985, Stbl. 471 en artikel 17 Auteurswet 1912, dient men de daarvoor wettelijk verschuldigde vergoedingen te voldoen aan Stichting Publicatie- en Reproductierechten Organisatie (PRO), Postbus 3060, 2130 KB Hoofddorp (www.stichting-pro.nl). Voor het overnemen van gedeelte(n) uit deze uitgave in bloemlezingen, readers en andere compilatiewerken (artikel 16 Auteurswet) dient men zich tot de uitgever te wenden. Voor meer informatie over het gebruik van muziek, film en het maken van kopieën in het onderwijs zie www.auteursrechtenonderwijs.nl.

De uitgever heeft ernaar gestreefd de auteursrechten te regelen volgens de wettelijke bepalingen. Degenen die desondanks menen zekere rechten te kunnen doen gelden, kunnen zich alsnog tot de uitgever wenden.

Deze uitgave is volledig CO₂-neutraal geproduceerd.

Het voor deze uitgave gebruikte papier is voorzien van het FSC®-keurmerk. Dit betekent dat de bosbouw op een verantwoorde wijze heeft plaatsgevonden.

ALLES TELT Q



PROEFLESSEN

ANTWOORDEN