


ALLES TELT Q

naam: _____



GROEP 3

PROEFLESSEN



ThiemeMeulenhoff

PLUSWERKSCHRIFT

ALLES TELT Q



**GROEP 3
PLUSWERKSCHRIFT**


BLOK 4
● ● ● ● ●

lesdoel


ik kan bij een beeld een som bedenken en maken.

1 


nu jij!



.....



.....



.....




.....

2 


schrijf de som en reken uit.




$$9 \dots - 4 \dots = \dots$$



$$\dots + \dots = \dots$$




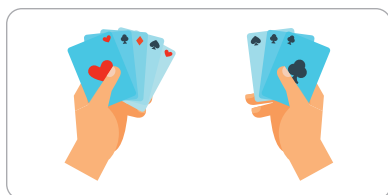
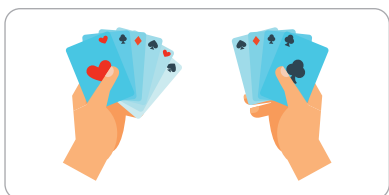
$$\dots + \dots = \dots$$



$$\dots - \dots = \dots$$

3 

schrijf de som en reken uit.




.....

4



maak het waar. teken.


$$5 + 3 = 8$$




$$2 + 4 = 6$$



$$6 + 3 = 9$$



$$4 + 5 = 9$$



5



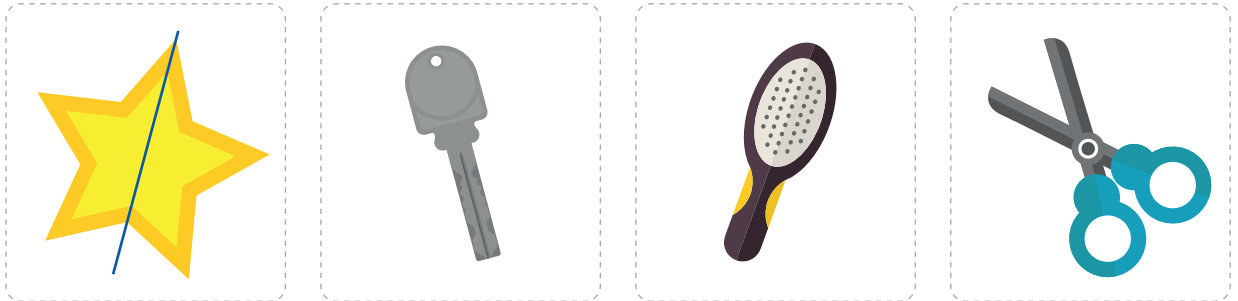
teken zelf en reken uit.

$$8 - 3 = \dots\dots\dots$$

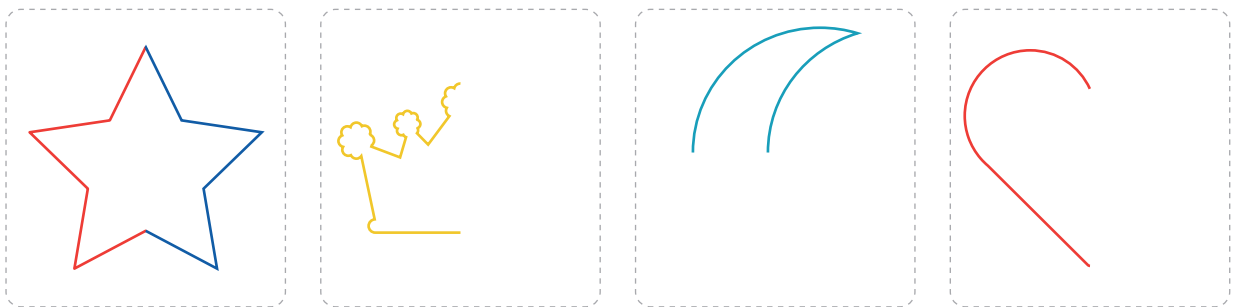
$$10 - 7 = \dots\dots\dots$$

1  deze opgave maak je digitaal.

2  teken de spiegellijn.



3  maak af.



4  maak sommen bij de antwoorden.

<input type="text"/>	$9 - 7$	<input type="text"/>	<input type="text"/>	<input type="text"/>					
<input type="text"/>	<input type="text"/>	<input type="text"/>	$3 + 5$	<input type="text"/>					
0	1	2	3	4	5	6	7	8	9
<input type="text"/>	<input type="text"/>	<input type="text"/>	<input type="text"/>	<input type="text"/>	<input type="text"/>	<input type="text"/>	<input type="text"/>	<input type="text"/>	<input type="text"/>
<input type="text"/>	<input type="text"/>	<input type="text"/>	<input type="text"/>	<input type="text"/>	<input type="text"/>	<input type="text"/>	<input type="text"/>	<input type="text"/>	<input type="text"/>


lesdoel

ik kan bij een beeld een som bedenken en maken.

5




zoek de som en reken uit.




$5 + 1 = 6$



.....



.....

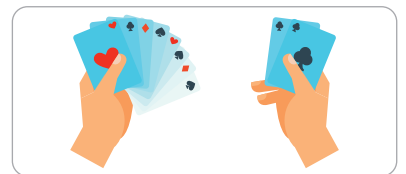
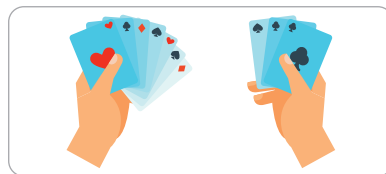
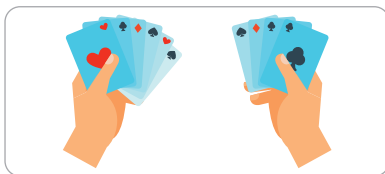


.....

6



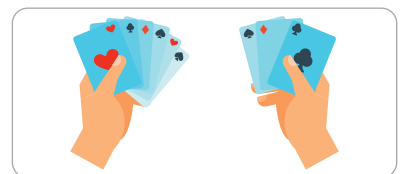
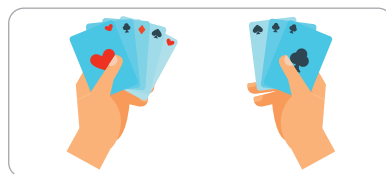

schrijf de som en reken uit.



.....

.....

.....



.....

.....

.....


7





teken en reken uit.

..... + =

..... + =







1 

nu jij!











2 

halveer.



3 

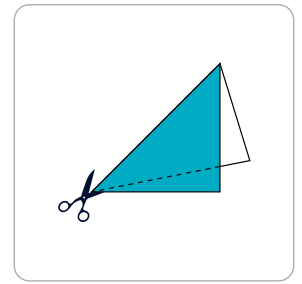
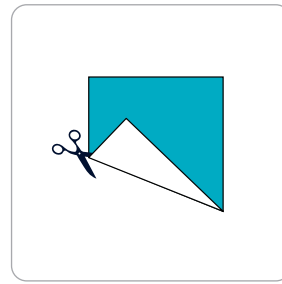
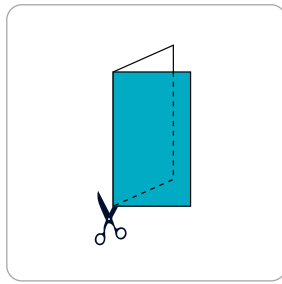

teken de helft.



4



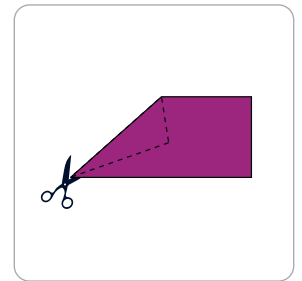
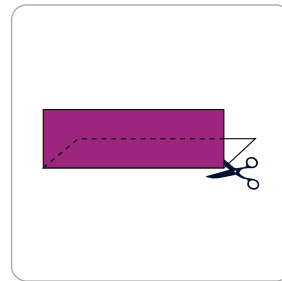
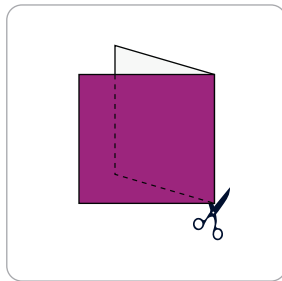

halveren. kruis aan.



goed
 fout

goed
 fout

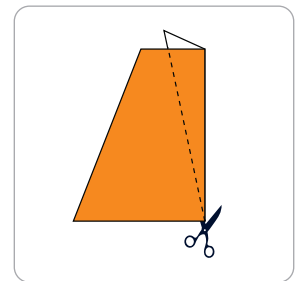
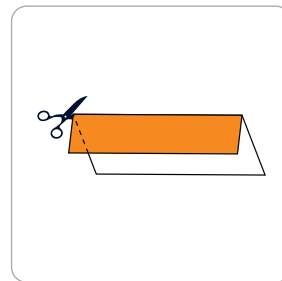
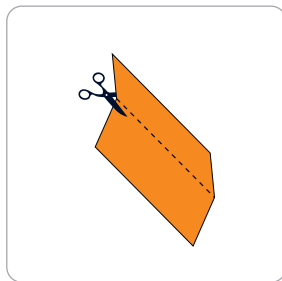

goed
 fout



goed
 fout

goed
 fout

goed
 fout



goed
 fout

goed
 fout

goed
 fout

5



teken en halveer.

ijsje

pizza

chocoladeletter

1  deze opgave maak je digitaal.

2 

vul in.

14	15	16		12			16			14	
	35			32			46			34	
	11			20			13			19	
	41			40			43			49	









3 

teken het geld op meerdere manieren.

het kost:

ik betaal:

terug:

<p>12 euro</p> 		<p>2 1</p> <p>of</p>
<p>13 euro</p> 		<p>of</p>
<p>11 euro</p> 		<p>of</p> <p>of</p>
<p>17 euro</p> 		<p>of</p>


lesdoel

ik weet hoe een halve vorm eruitziet.

4



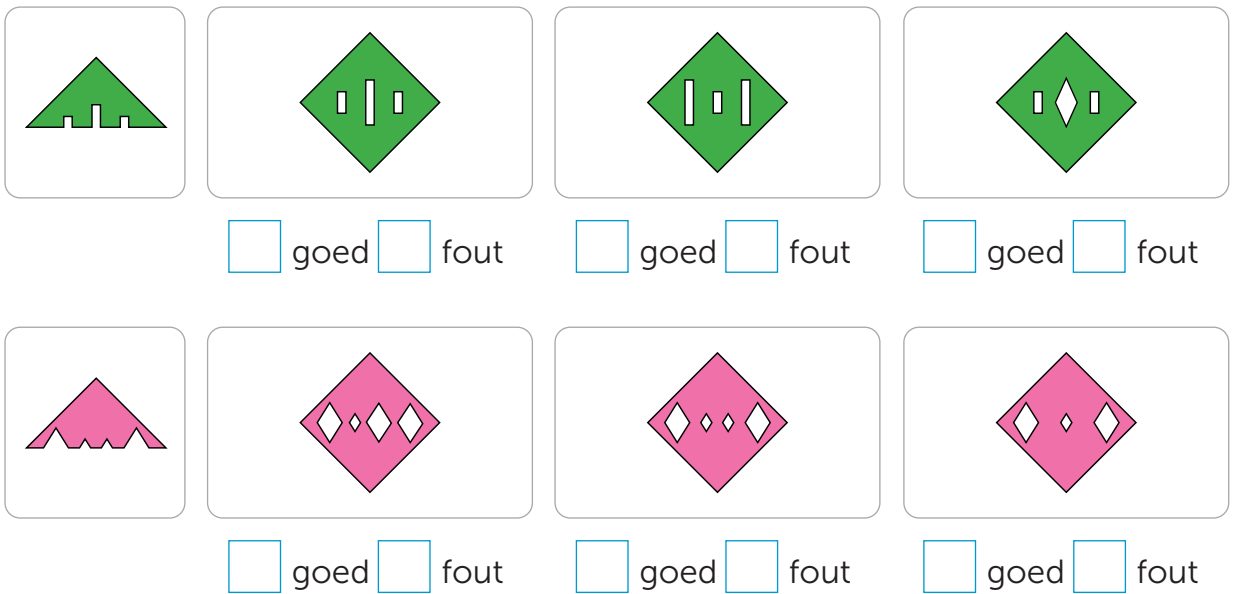
halveren. doe het steeds anders.



5



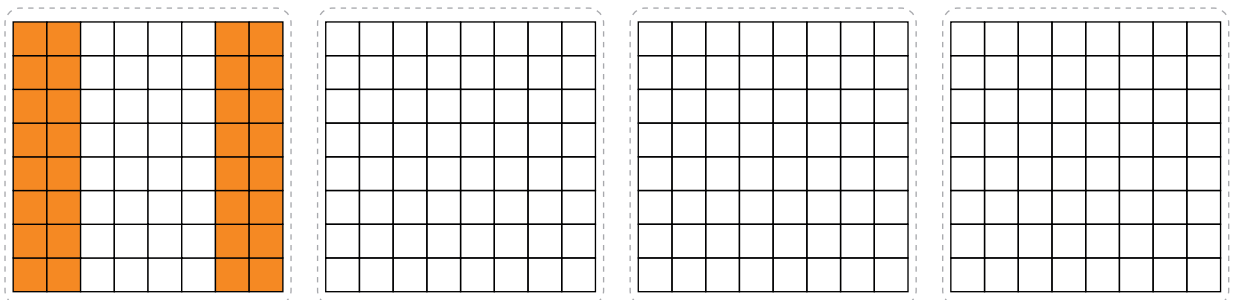
kruis aan.



6

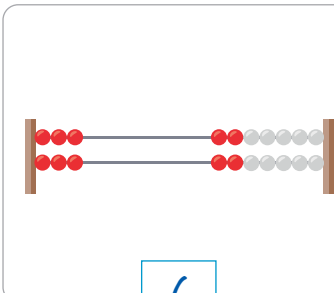


halveer met meer dan 1 lijn.

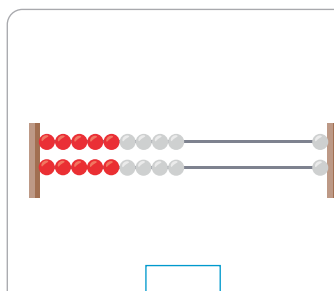
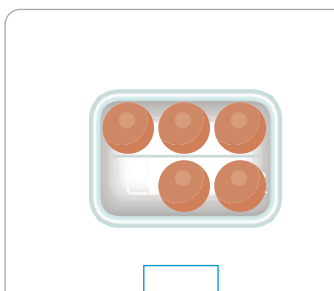
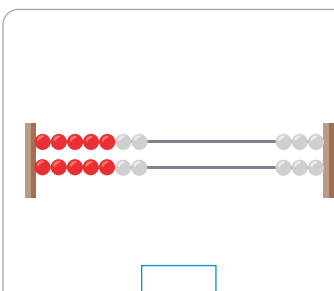
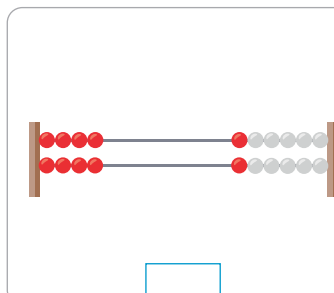
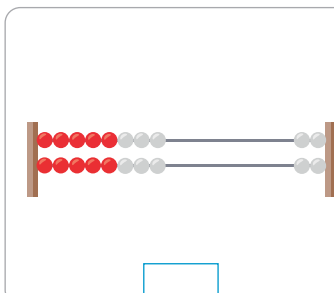
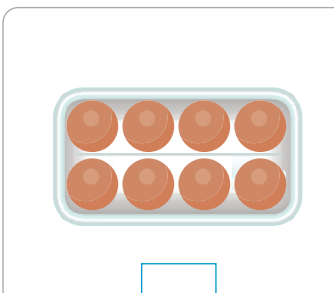
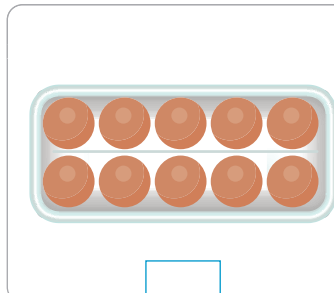
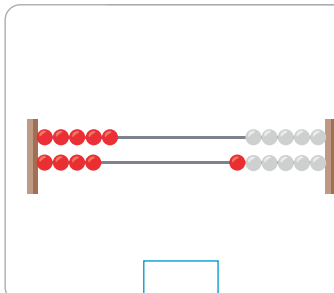


1 

reken handig.




6



2 

nu even anders. teken wat je halveert.



1



schrijf de sommen die je ziet en reken uit.



.....

.....

.....

.....

.....

.....

.....

2



vul in.


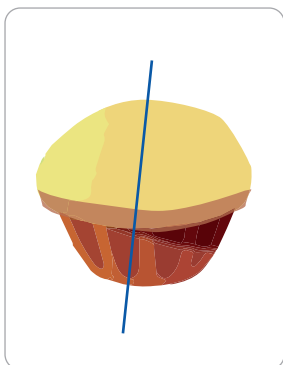
	-		=	6
-		+		
5	-		=	1
=		=		
4		7		

3	+		+	1	=	5
+		-		+		
	-		+	5	=	7
+		+		-		
3	+		+		=	8
=		=		=		
9		3		4		

3

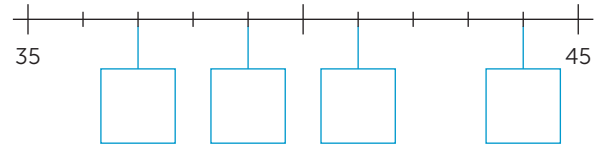
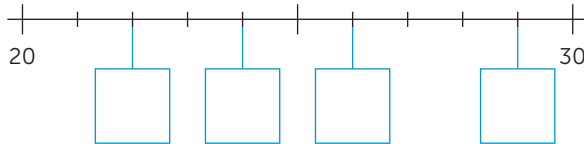


halveer. teken de lijn.



1

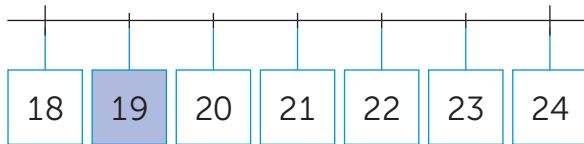
nu jij!



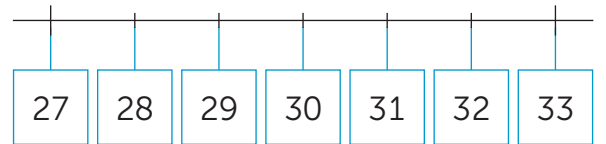
2

kleur.

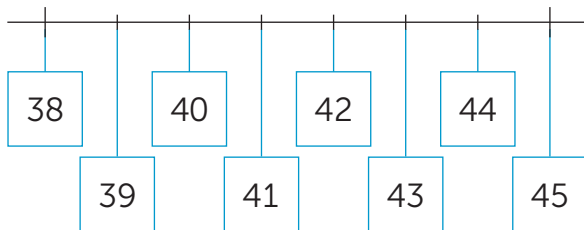
oneven getallen



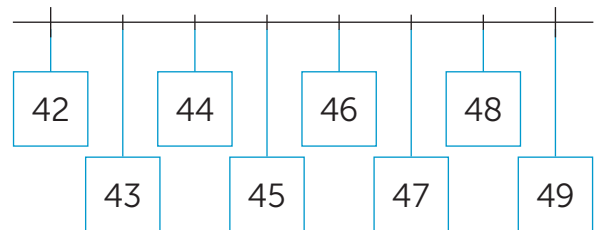
oneven getallen



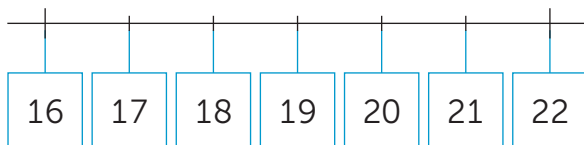
even getallen



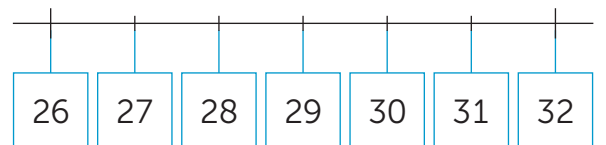
oneven getallen



even getallen

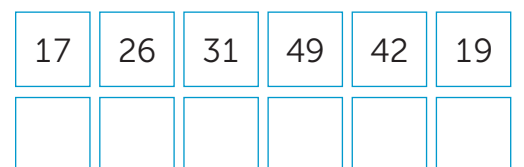
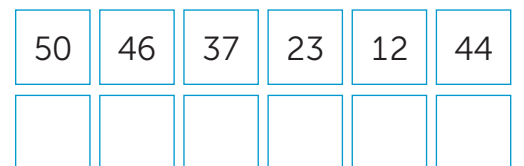
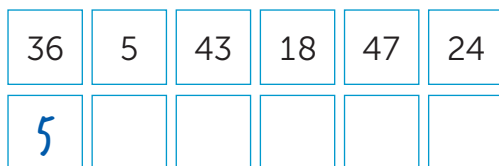


even getallen



3

zet van klein naar groot.



4



zet een rondje om het grootste getal.

42	34	43	24	34	45	49	39	28	25	22	18
16	9	15	21	35	42	34	39	12	14	4	11
43	34	38	44	16	14	24	13	33	34	43	23
25	15	36	41	50	48	47	42	23	32	24	42

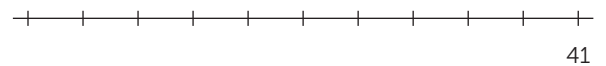
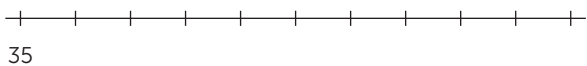
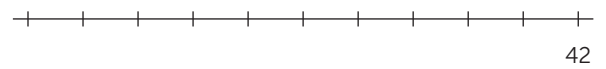
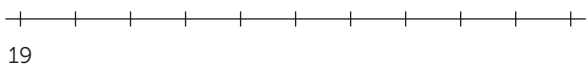
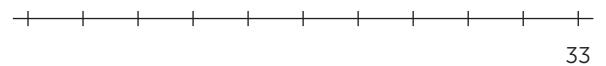
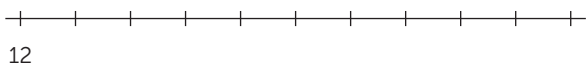
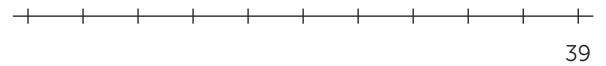
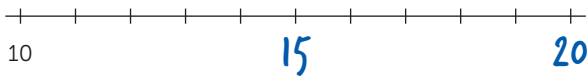
5



vul in.

a steeds 5 verder:

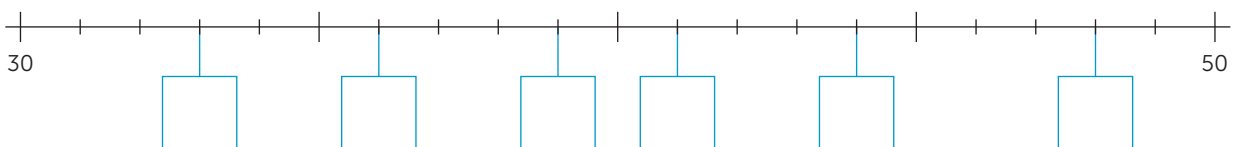
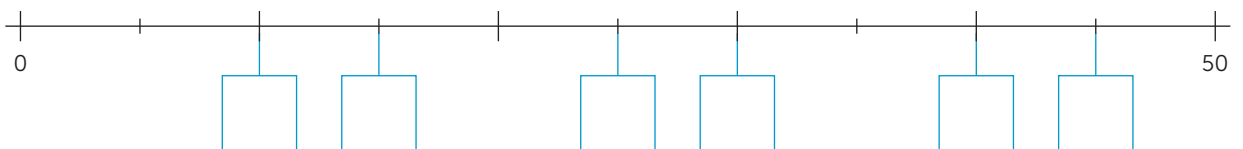
b steeds 3 terug:



6

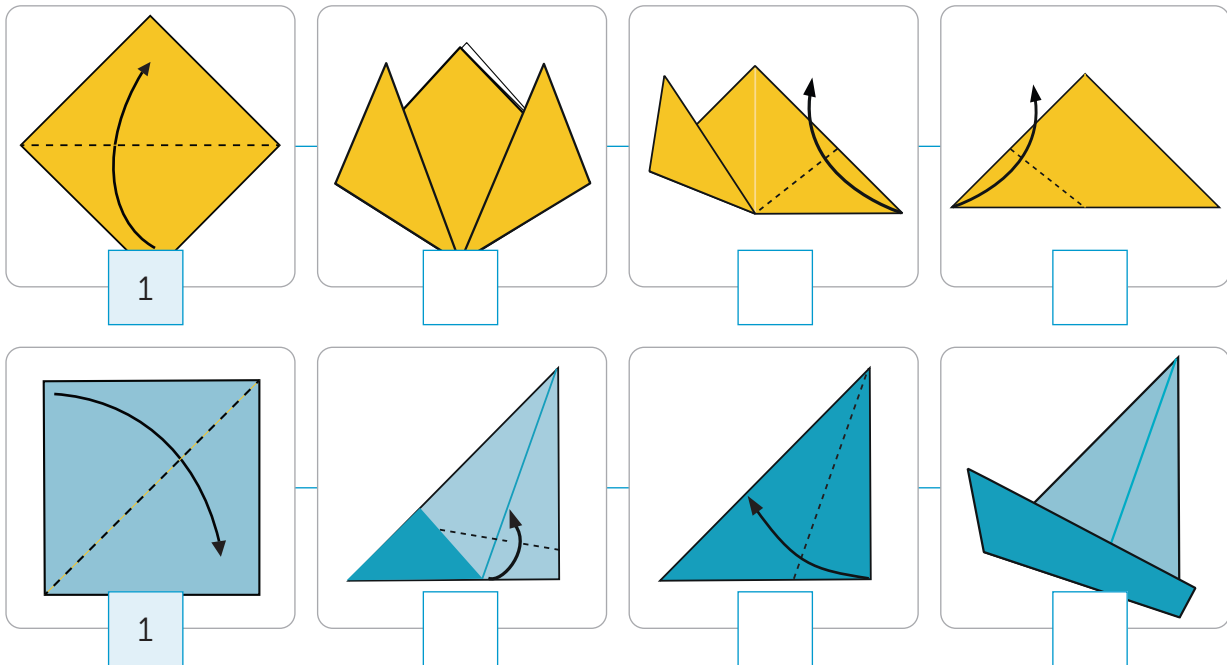


vul in.



1  deze opgave maak je digitaal.

2  schrijf de volgorde.




1

1

3  eerlijk delen.

a vul in.



18

9 9

18

18

b bedenk zelf.

6 12 15 14

lesdoel

ik kan getallen op de getallenlijn plaatsen.

4



vul in.

6	7	8				12	14		16			19	
36	37					42	44		46	47		49	
		28	29	30			8		10		12		
36	37					42			40	41			44

5



steeds 10 verder. vul in.

0	10				

6

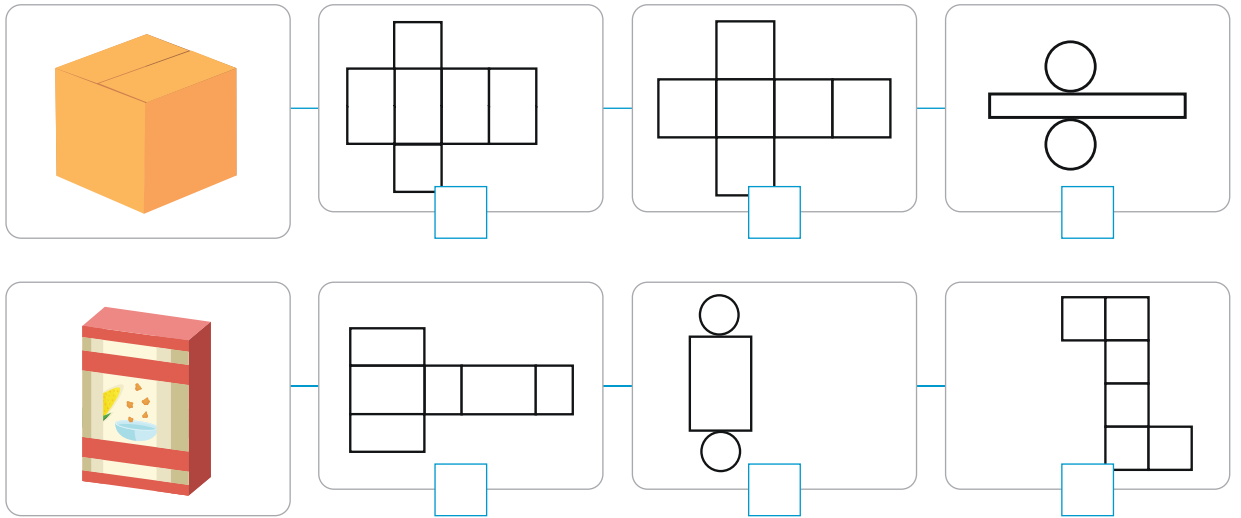


vul in.

0	9								50

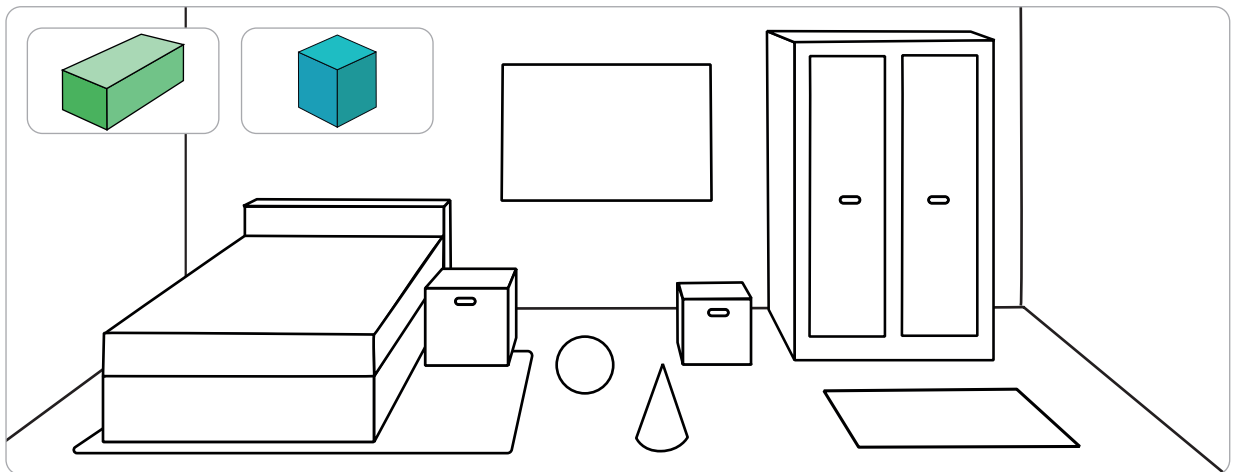
1 

nu jij!



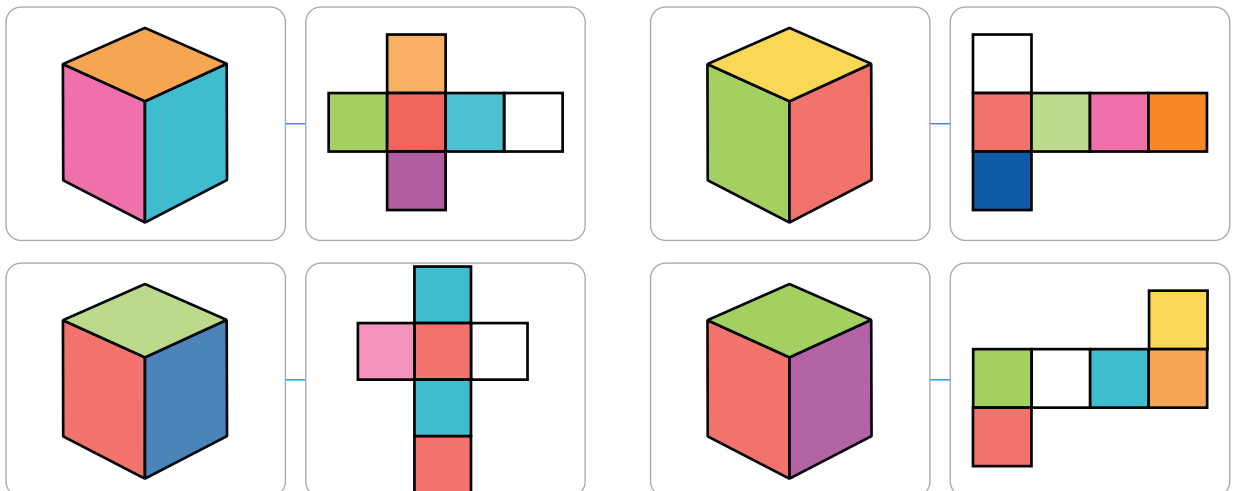
2 

kleur.



3 

geef het lege vlak de juiste kleur.

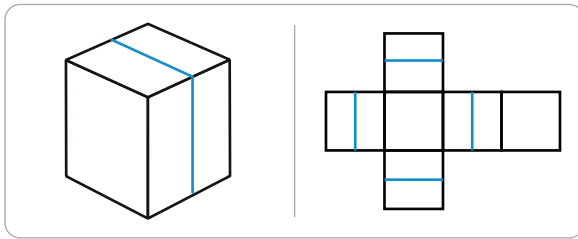


4

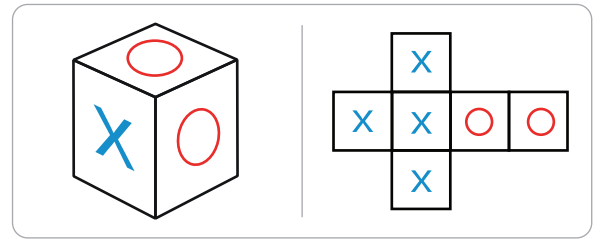


het hoort bij elkaar.

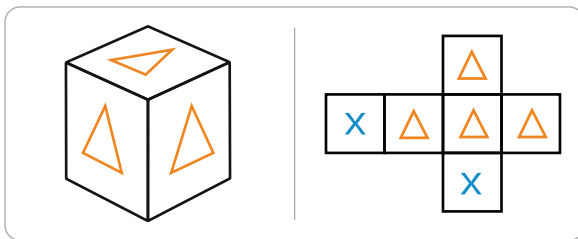
kruis aan.



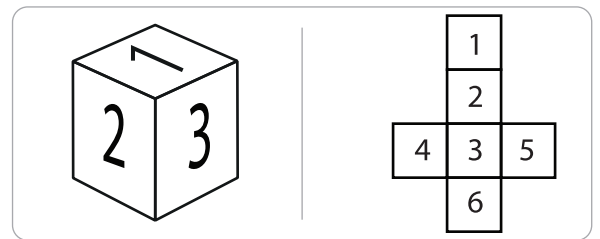
waar niet waar



waar niet waar



waar niet waar







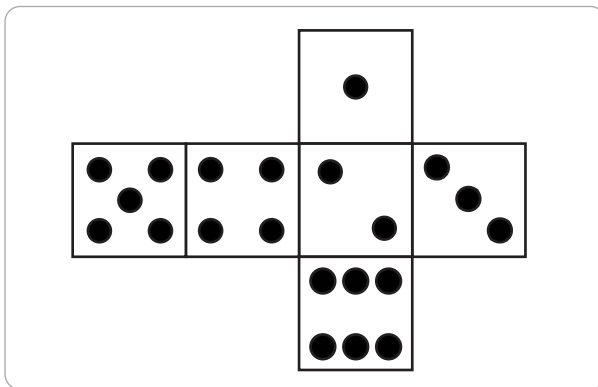


waar niet waar

5



tel de stippen. vul in.



of

1



deze opgave maak je digitaal.

2



maak de sommen.

2, 3, 5

2..... + 3..... = 5.....

..... + =

..... - =

..... - =

4, 6, 2

.....

.....

.....

.....

7, 4, 3

.....

.....

.....

.....

3, 5, 8

.....

.....

.....

.....

9, 4, 5

.....

.....

.....

.....

8, 6, 2

.....

.....

.....

.....

1, 8, 9

.....

.....

.....

.....

7, 2, 5

.....

.....

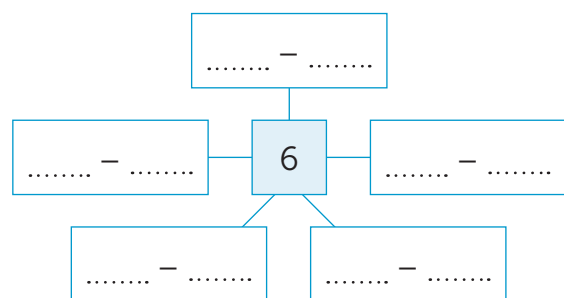
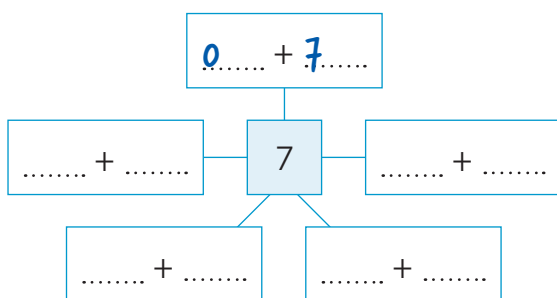
.....

.....

3





schrijf de sommen.



4



kleur de bloemen in de goede volgorde.



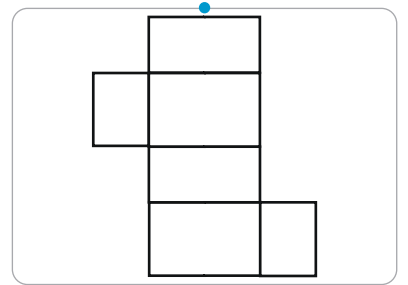
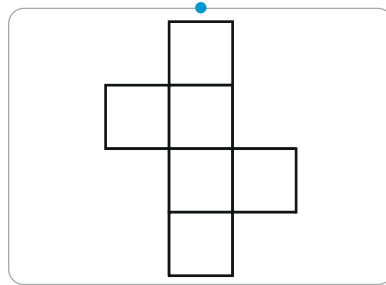
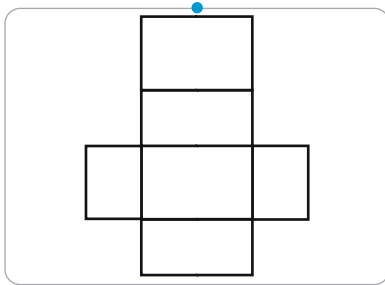
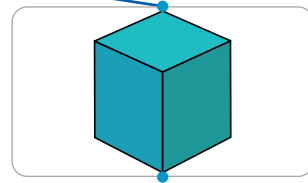
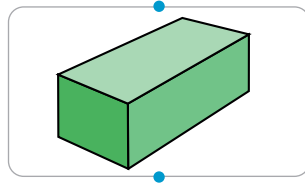
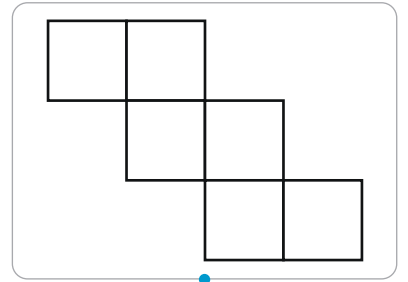
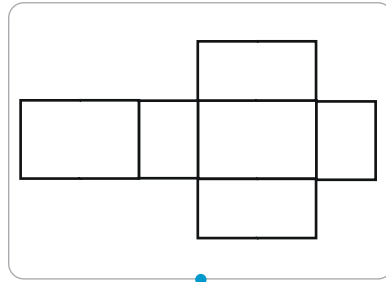
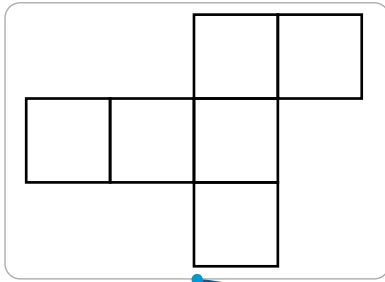
lesdoel

ik leer over een balk en kubus.

5



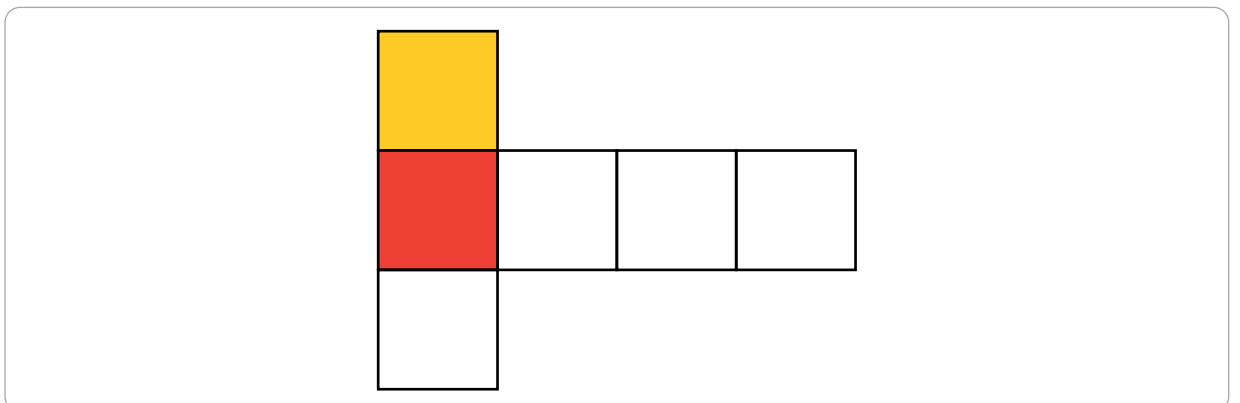
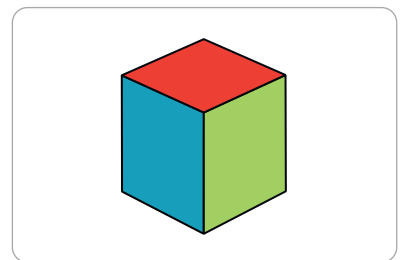
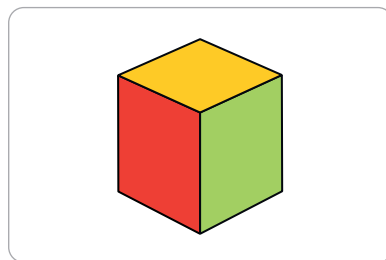
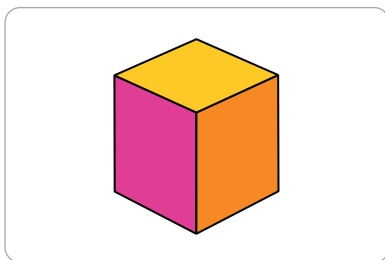
balk of kubus. maak vast.



6




kleur.



1




reken handig.
raad mijn getal.



2

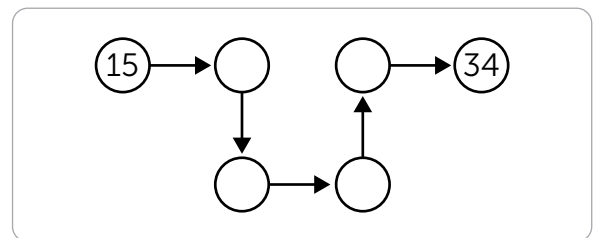
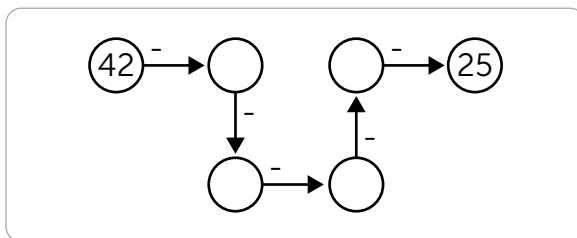
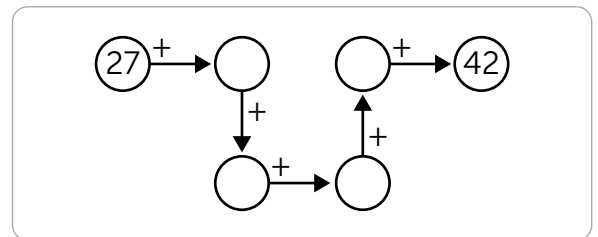
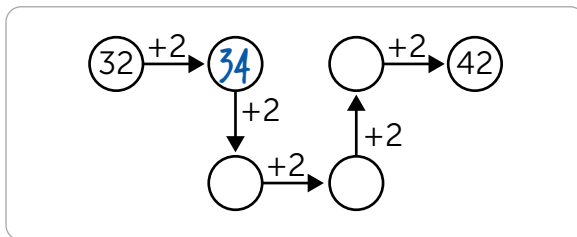


nu even anders. teken.



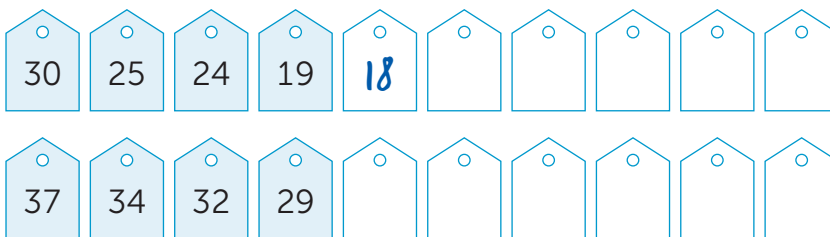
1

vul in.

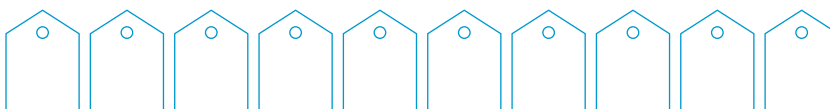


2

a vul in.

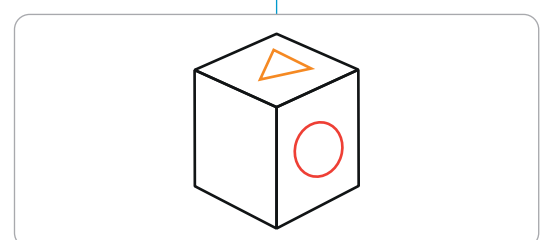
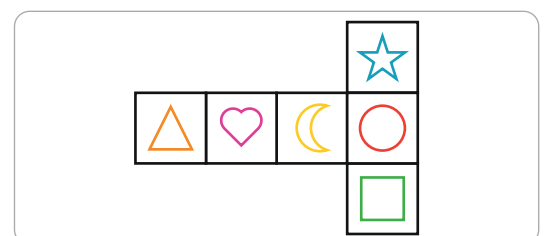
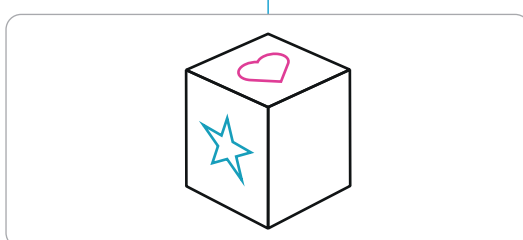
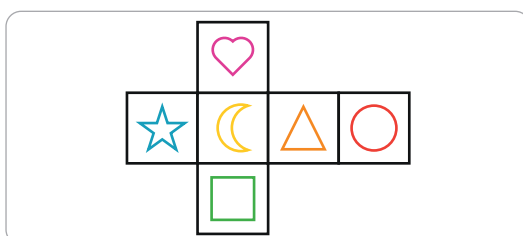


b bedenk zelf een reeks.



3

teken.



Conceptauteur

Marleen van de Wetering

Auteurs

Cindy Bekkema
Annemieke van Grol
Cindy Nillesen
Mariëlle Woltjer

Corinne Harten
Esmeralda de Leeuw
Tosca Miedema
Anne Coos Vuurmans
Henk van Wieringen

Inhoudelijke redactie

Hiske Huitema

Redactie

Projectteam ThiemeMeulenhoff

Art direction

Taste of Yellow

Ontwerp

Taste of Yellow
SKON creative communications

Opmaak

SKON creative communications

Beeldverwerking

Eduardo media

Illustraties

Eduardo Media: pagina 4, 5, 7, 8, 10, 14
Shutterstock: Amado Designs 5, 11, Olga1818 6,
Sabelskaya 13,
Skwirrol Eva Galesloot: 16, 17,
Freepik: 5, 11

Technisch tekenwerk

SKON creative communications

Omslagillustratie

Tante Beun

Omslagfotografie

David Rozemeyer

Over ThiemeMeulenhoff

ThiemeMeulenhoff ontwikkelt zich van educatieve uitgeverij tot een learning design company. We brengen content, leerontwerp en technologie samen. Met onze groeiende expertise, ervaring en leeroplossingen zijn we een partner voor scholen bij het vernieuwen en verbeteren van onderwijs. Zo kunnen we samen beter recht doen aan de verschillen tussen lerenden en scholen en ervoor zorgen dat leren steeds persoonlijker, effectiever en efficiënter wordt.

Samen leren vernieuwen.

www.thiememeulenhoff.nl

ISBN 978 11 11 27865 6
Versie 1.0

© ThiemeMeulenhoff, Amersfoort

Alle rechten voorbehouden. Niets uit deze uitgave mag worden verveelvoudigd, opgeslagen in een geautomatiseerd gegevensbestand, of openbaar gemaakt, in enige vorm of op enige wijze, hetzij elektronisch, mechanisch, door fotokopieën, opnamen, of enig andere manier, zonder voorafgaande schriftelijke toestemming van de uitgever.

Voor zover het maken van kopieën uit deze uitgave is toegestaan op grond van artikel 16B Auteurswet 1912 j° het Besluit van 23 augustus 1985, Stbl. 471 en artikel 17 Auteurswet 1912, dient men de daarvoor wettelijk verschuldigde vergoedingen te voldoen aan Stichting Publicatie- en Reproductierechten Organisatie (PRO), Postbus 3060, 2130 KB Hoofddorp (www.stichting-pro.nl). Voor het overnemen van gedeelte(n) uit deze uitgave in bloemlezingen, readers en andere compilatiewerken (artikel 16 Auteurswet) dient men zich tot de uitgever te wenden. Voor meer informatie over het gebruik van muziek, film en het maken van kopieën in het onderwijs zie www.auteursrechtenonderwijs.nl.

De uitgever heeft ernaar gestreefd de auteursrechten te regelen volgens de wettelijke bepalingen. Degenen die desondanks menen zekere rechten te kunnen doen gelden, kunnen zich alsnog tot de uitgever wenden.

Deze uitgave is volledig CO₂-neutraal geproduceerd.

Het voor deze uitgave gebruikte papier is voorzien van het FSC®-keurmerk. Dit betekent dat de bosbouw op een verantwoorde wijze heeft plaatsgevonden.

ALLES TELT Q



PROEFLESSEN



9 781111 278656