

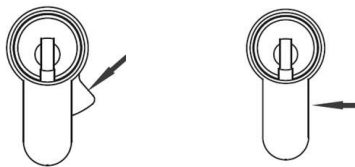
# dormakaba pextra guard

## Please read - important information about your new cylinder

### Installation:

1. Please check the functionality of the cylinder before fitting
2. Position the cam so that it sits within the bridge of the cam as per the illustration below.

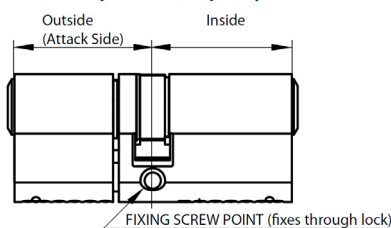
Cam Standard position      Cam Installation position



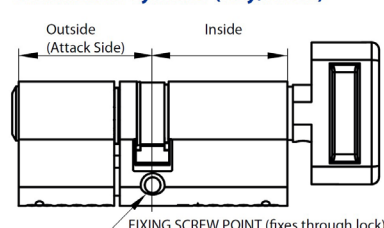
3. Ensure the cylinder cut out in the door and / or the furniture / rosettes are in line with the lock case cut out. It is imperative that the cylinder passes through freely. Never force the cylinder into the cut out as this may damage the cylinder.

4. **ONLY USE MANUAL SCREWDRIVER** when fitting the cylinder retaining screw (max. tightening torque 5Nm). **DO NOT** overtighten. **Power screwdrivers must NOT be used.**

### Double Cylinder (Key/Key)



### Thumbturn Cylinder (Key/Knob)



5. After installation, check the functionality of the cylinder using the key and thumbturn (where fitted). The cylinder should operate without applying excessive force. Never use any accessories (pliers, etc) to operate the cylinder.

### General Use:

Pextra guard has been specifically designed to withstand a multitude of surreptitious and physical attacks and has many inbuilt safety features to lock the internal workings of the cylinder. If your cylinder activates, the external function of the cylinder will be protected preventing entry. The cylinder can still be used from the internal side using the key or the thumbturn. If your guard cylinder has been supplied with a thumbturn, the turn needs to be pulled away from the cylinder body (approx. 4mm) in order to override the safety locking mechanism, allowing the cylinder to be operated. Do not use the key bow or the thumbturn as a means of pulling the door open/closed as this will put unnecessary force on the cylinder.

### Maintenance:

Use dormakaba cleaner & lubricating spray to maintain the cylinders and avoid a build-up of dirt which may affect the operation of the cylinder. Under NO circumstances should any other fluid or aerosol lubricant be used.

[www.dormakaba.co.uk/pextraguard](http://www.dormakaba.co.uk/pextraguard)  
[www.dormakaba.co.uk/docs](http://www.dormakaba.co.uk/docs)



### dormakaba UK & Ireland

Lower Moor Way  
 Tiverton  
 Devon  
 EX16 6SS

T: +44 (0)870 000 5625  
 E: [info.gb@dormakaba.com](mailto:info.gb@dormakaba.com)

[www.dormakaba.co.uk](http://www.dormakaba.co.uk)