

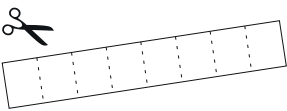
# Spooky Garlands

Halloween 31 October 2023

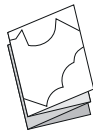
Boo! Want to reduce your waste this Halloween? Say no more. Make some seriously spooky home-made decorations by following the instructions overleaf.



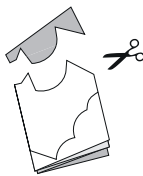
You will need a pair of scissors - thats it!



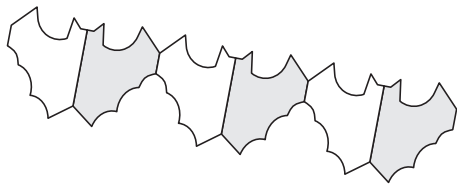
**Step 1:**  
Cut out the coloured strips.



**Step 2:**  
Fold the strips along the dotted  
lines making a concertina.



**Step 3:**  
Cut all the edges along the  
guide shapes provided.



**Step 4:**  
Hey presto - a spooky garland!



# Spooky Garlands

Halloween 31 October 2023

Boo! Want to reduce your waste this Halloween? Say no more. Make some seriously spooky home-made decorations by following these instructions.



**Step 1:**  
Cut out the coloured strips.



**Step 2:**  
Fold the strips along the dotted lines making a concertina.



**Step 3:**  
Cut all the edges along the guide shapes provided.



**Step 4:**  
Hey presto - a spooky garland!



# Spooky Garlands

Halloween 31 October 2023

Boo! Want to reduce your waste this Halloween? Say no more. Make some seriously spooky home-made decorations by following these instructions.



**Step 1:**  
Cut out the coloured strips.



**Step 2:**  
Fold the strips along the dotted lines making a concertina.



**Step 3:**  
Cut all the edges along the guide shapes provided.



**Step 4:**  
Hey presto - a spooky garland!

