

Dangling decorations

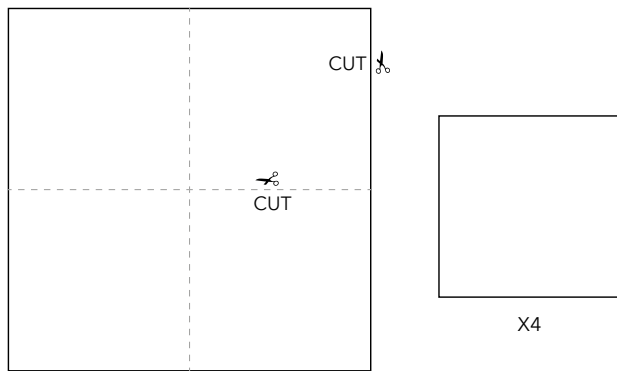


Ramadan – Begins 10 March

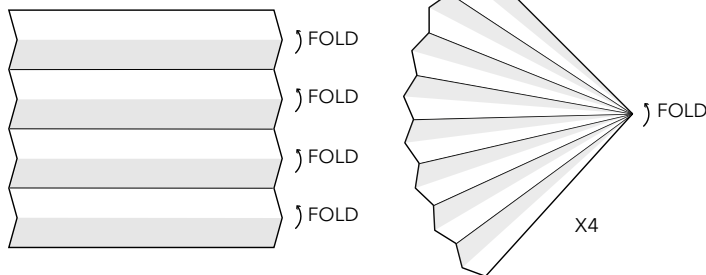
We want to help you capture the spirit of togetherness during Ramadan. So, it's time to be creative and get crafting. String your decorations together and hang them in your home. It's as easy as 1, 2, 3 – but if you need help, we've got instructions below.

Why not invite family and friends to join in? Everything is more fun when you do it together.

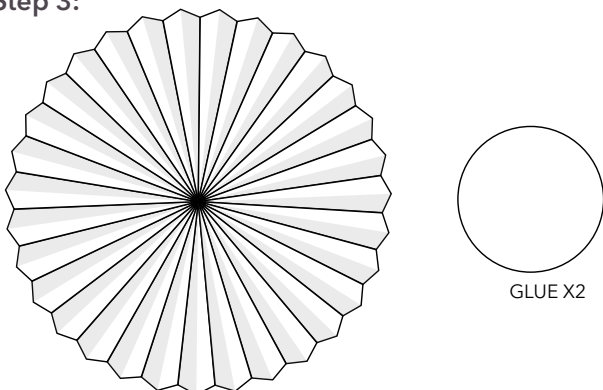
Step 1:



Step 2:



Step 3:



Instructions:

STEP 1:

Cut out the large gold square and cut into four equal smaller squares.

STEP 2:

Concertina fold each small square, pinch on one side and glue together. Do this with all four squares.

STEP 3:

Glue all four concertinaed squares to form a circle. Cut out and glue centres of your choice to both sides. Repeat with the green square.

Hang with string and enjoy.

