

Facts & Figures

Schiphol is the beating heart of Dutch aviation. Renowned for its passenger volume, hub status, and global appeal.





AMS Schiphol

Welcome to Schiphol

Welcome to the 2026 edition of Facts & Figures, where we present the key statistics from 2025.

In this edition, we take you through the numbers and insights from Amsterdam Airport Schiphol, Eindhoven Airport, and Rotterdam The Hague Airport. From detailed passenger volumes and demographic profiles to flows within the terminals and the wider airport surroundings. This report offers a clear overview of the travelers who passed through our airports in 2025.

These figures reveal more than just data – they provide valuable insights into shifting travel patterns, evolving passenger expectations, and the unique dynamics of each airport. Whether you are looking for strategic input, market intelligence, or simply a complete picture of the past year, this is the place to start.

Content

Airport stats	4	Profile per lounge	22	Pier D2	39
Amsterdam Airport Schiphol	5	Lounge 1	25	Pier E1	40
Traffic Amsterdam Airport Schiphol	7	Lounge 2	27	Pier E2	41
Destinations Amsterdam Airport Schiphol	8	Lounge 3	29	Pier F1	42
Eindhoven Airport	11	Lounge 4	31	Pier F2	43
Rotterdam the Hague Airport	13	Holland Boulevard	33	Pier G1	44
				Pier G2	45
Profile per area	14	Profile per pier	34	Pier H	46
Terminal overview Amsterdam Airport Schiphol	16	Pier B	36	Pier M	47
Map Amsterdam Airport Schiphol	17	Pier C	37		
Schiphol Plaza	19	Pier D1	38	List of terms	48
Main Square	21				

Airport stats





68.7
million passengers

Amsterdam Airport Schiphol

In 2025 Amsterdam Airport Schiphol hosted a grand total of 68.7 million passengers.

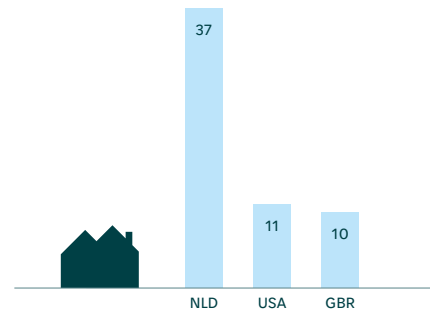
Departing passengers

34.1 million 

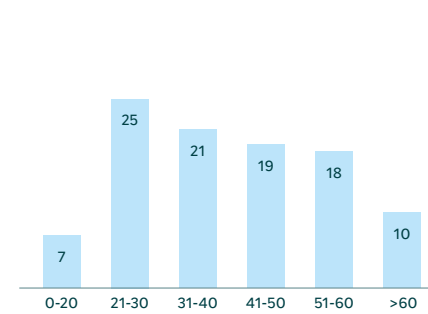
Arriving passengers

34.6 million 

Top 3 countries of residence in %



Age in %

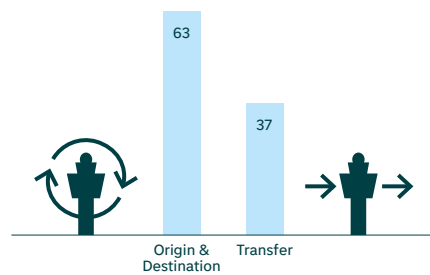


Frequency of flying*

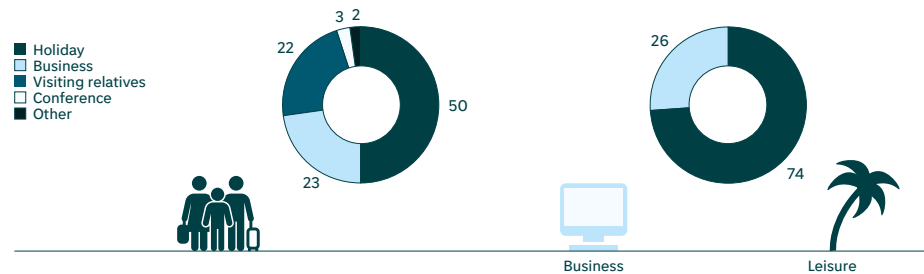


2.7
times a year
via Schiphol

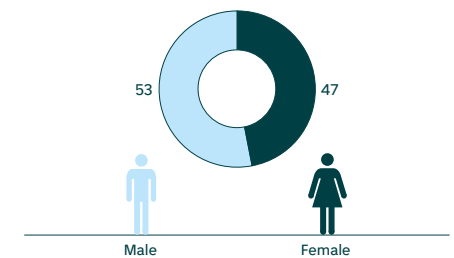
Type of passengers in %



Reason for travel in %




Gender in %



* Source: RPM 2024, departing PAX

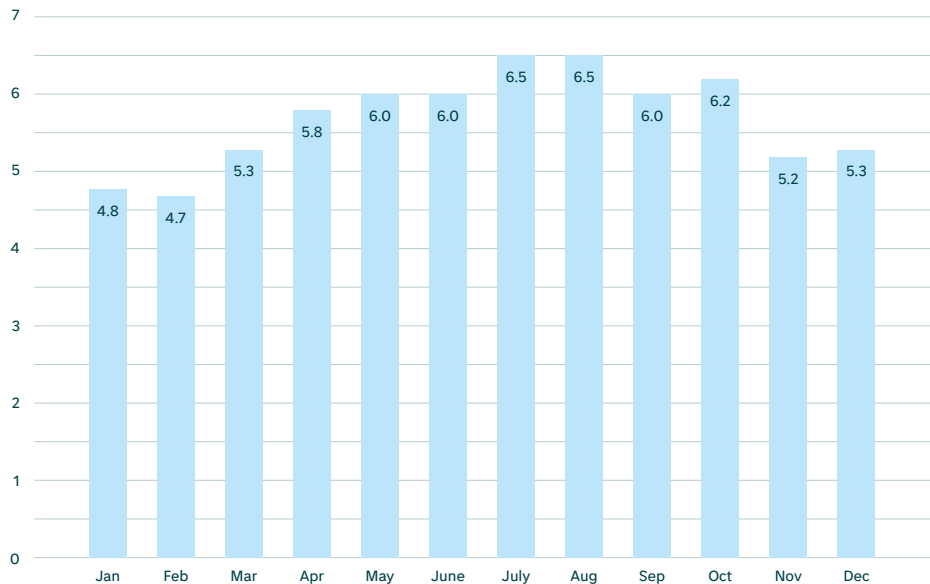


 Lounge 2



Traffic Amsterdam Airport Schiphol

Total number of passengers per month in millions



Passengers per pier in millions

B	C	D1	D2	E	F1	G	H	M
10.2	14.4	10.2	9.0	8.5	4.8	5.8	3.0	2.4
15%	21%	15%	13%	12%	7%	8%	4%	3%

Top 5 Direct Connectivity

	2025	2024
Istanbul IST	1	1
Amsterdam Airport Schiphol AMS	2	2
London Heathrow LHR	3	3
Frankfurt FRA	4	5
Paris CDG	5	4

Top 5 Global Hub Connectivity Ranking

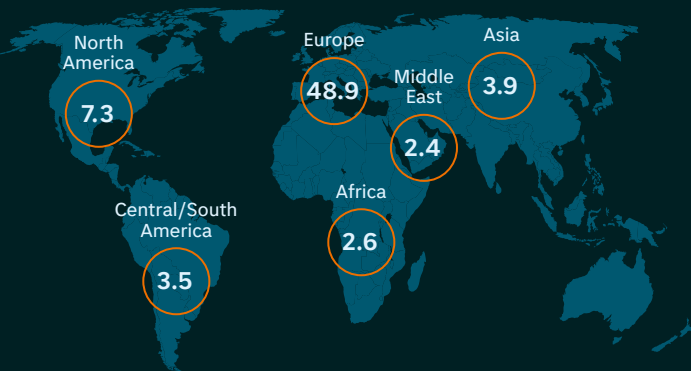
	2025	2024
Istanbul IST	1	3
Dallas Fort Worth	2	2
Frankfurt FRA	3	1
Denver DEN	4	4
Amsterdam Airport Schiphol AMS	5	5

Departing passengers per Lounge in millions

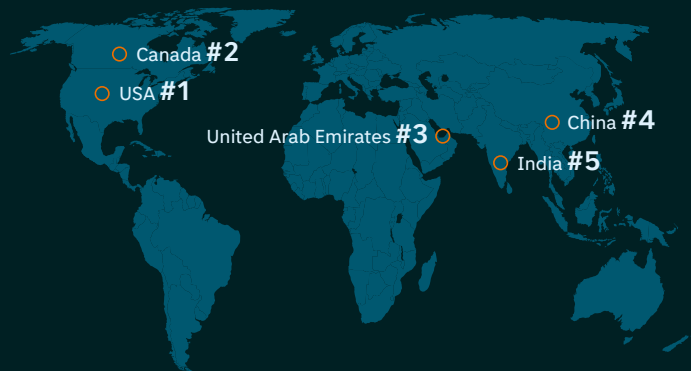
Lounge 1	Lounge 2	Lounge 3	Lounge 4	Holland Boulevard
19.6	15.5	9.1	1.4	5.0

Destinations Amsterdam Airport Schiphol

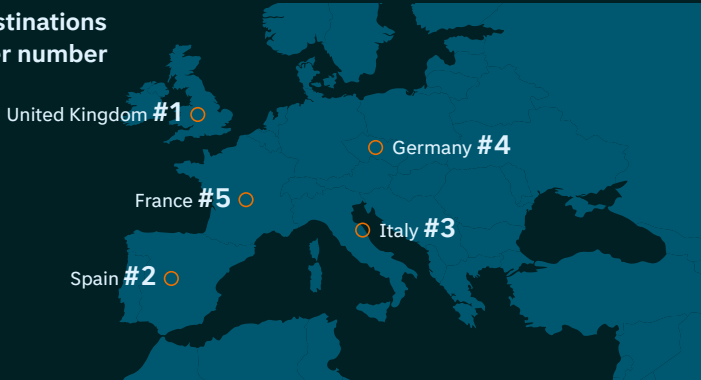
Passenger volumes by continent in millions



Top 5 intercontinental destinations based on passenger numbers



Top 5 European destinations based on passenger number



Top 5 European origins based on passenger numbers



GLASSES



GALLERY IN AMSTERDAM



THE GALLERY



Exit
Uitgang



Bijna thuis,
je volgende droombestemming.



w wehkamp





6.9
million passengers

Eindhoven Airport

In 2025 Eindhoven Airport hosted a grand total of 6.9 million passengers.

Departing passengers

3.5 million

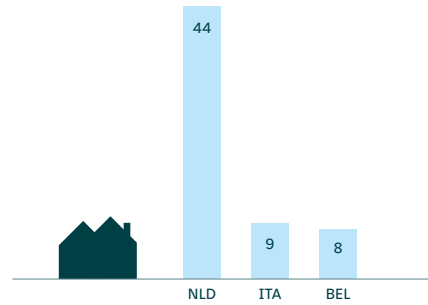


Arriving passengers

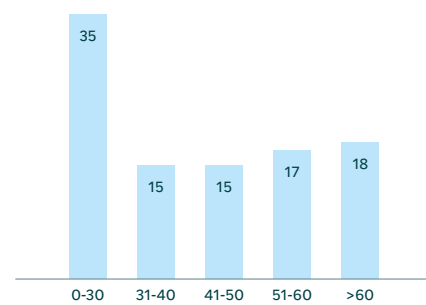
3.4 million



Top 3 countries of residence in %



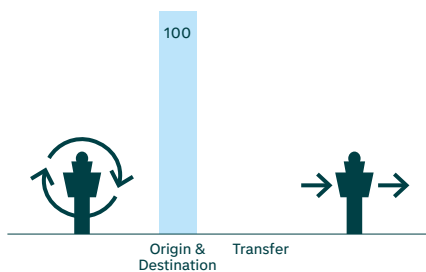
Age in %



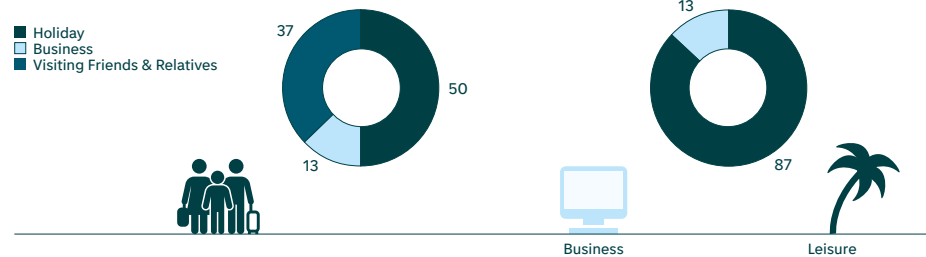
Frequency of flying*



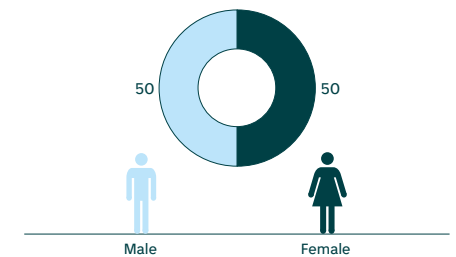
Type of passengers in %



Reason for travel in %



Gender in %



* Source: Eindhoven Airport Feiten en Data 2025, Reizigersmonitor 2023



Moco
ARTS
Warhol, Haring, Banksy,
Kusama, Basquiat,
team ab & NFT
In art
we
trust.

WISSENBANK / ANTIKOPPAW / OPEN BABY

Weekend 13 Januari

Flight number / Luchtmeld	Time	Destination
1000	10:00	Amsterdam
1001	10:15	Amsterdam
1002	10:30	Amsterdam
1003	10:45	Amsterdam
1004	11:00	Amsterdam
1005	11:15	Amsterdam
1006	11:30	Amsterdam
1007	11:45	Amsterdam
1008	12:00	Amsterdam
1009	12:15	Amsterdam
1010	12:30	Amsterdam
1011	12:45	Amsterdam
1012	13:00	Amsterdam
1013	13:15	Amsterdam
1014	13:30	Amsterdam
1015	13:45	Amsterdam
1016	14:00	Amsterdam
1017	14:15	Amsterdam
1018	14:30	Amsterdam
1019	14:45	Amsterdam
1020	15:00	Amsterdam

Be sure to take only your baggage.
Controleer of u uw eigen bagage pakt.

Moco
ARTS
Warhol, Haring, Banksy,
Kusama, Basquiat,
team ab & NFT
In art
we
trust.

WISSENBANK / ANTIKOPPAW / OPEN BABY

Weekend 13 Januari

Flight number / Luchtmeld	Time	Destination
1000	10:00	Amsterdam
1001	10:15	Amsterdam
1002	10:30	Amsterdam
1003	10:45	Amsterdam
1004	11:00	Amsterdam
1005	11:15	Amsterdam
1006	11:30	Amsterdam
1007	11:45	Amsterdam
1008	12:00	Amsterdam
1009	12:15	Amsterdam
1010	12:30	Amsterdam
1011	12:45	Amsterdam
1012	13:00	Amsterdam
1013	13:15	Amsterdam
1014	13:30	Amsterdam
1015	13:45	Amsterdam
1016	14:00	Amsterdam
1017	14:15	Amsterdam
1018	14:30	Amsterdam
1019	14:45	Amsterdam
1020	15:00	Amsterdam

Be sure to take only your baggage.
Controleer of u uw eigen bagage pakt.

1

2



2.4
million passengers

Rotterdam the Hague Airport

In 2024 Rotterdam the Hague Airport hosted a grand total of 2.2 million passengers.

Departing passengers

1.2 million

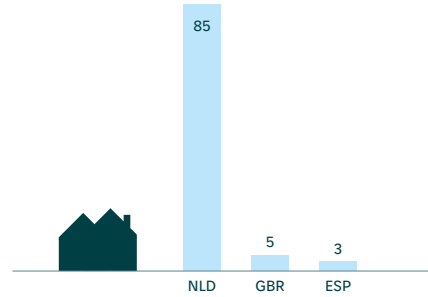


Arriving passengers

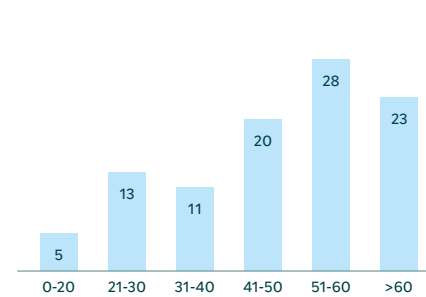
1.2 million



Top 3 countries of residence in %



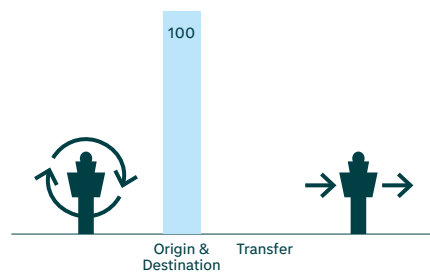
Age in %



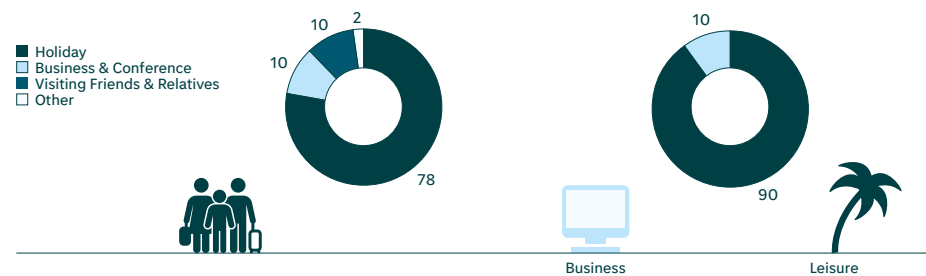
Frequency of flying*



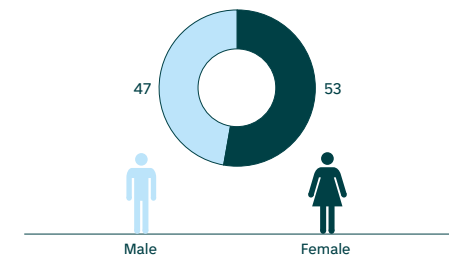
Type of passengers in %



Reason for travel in %




Gender in %



* Source: Rotterdam the Hague Airport 2025, Feiten en Cijfers 2024

AMS Schiphol



Beeldmerk van het airport geschiedt op deze plaats.

← App pick-up point
Touring coaches

↑ Busstops BD
P2 Parking P →

Taxis →
Hotel shuttles



10:35:57

Today is the day

AMS Schiphol



Where roads and railways meet the airport



Taxi

Official taxi stand

Officiële taxistandplaats

Off

Profile per area



Terminal Overview Amsterdam Airport Schiphol

Passenger flows - Two types of passengers

OD pas sengers

JD Square and highway
Schiphol Plaza
Check-in
Lounges
In-store
Piers and gates

Transfer passengers

Lounges
In-store
Piers and gates

The difference between the Schengen and Non-Schengen areas

Schengen area

Enabling citizens to cross internal borders between several countries in and around the EU without being subject to border checks.

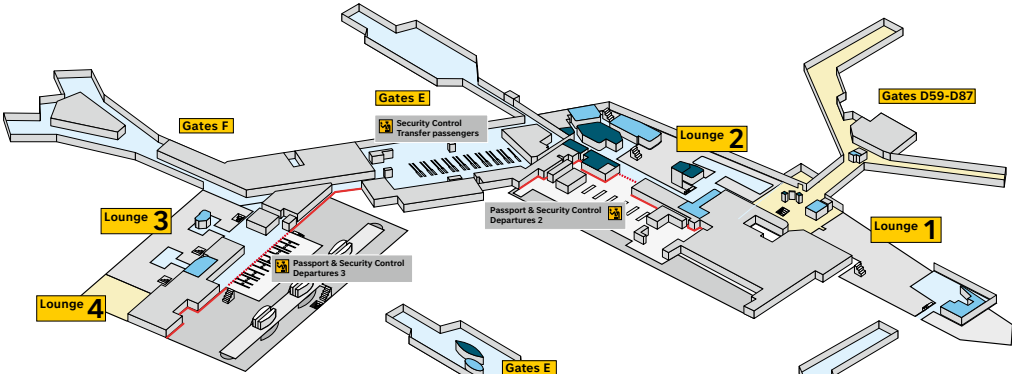
Non-Schengen area

All countries who are not a part of the above agreement and are therefore subject to border checks to access Schengen countries.

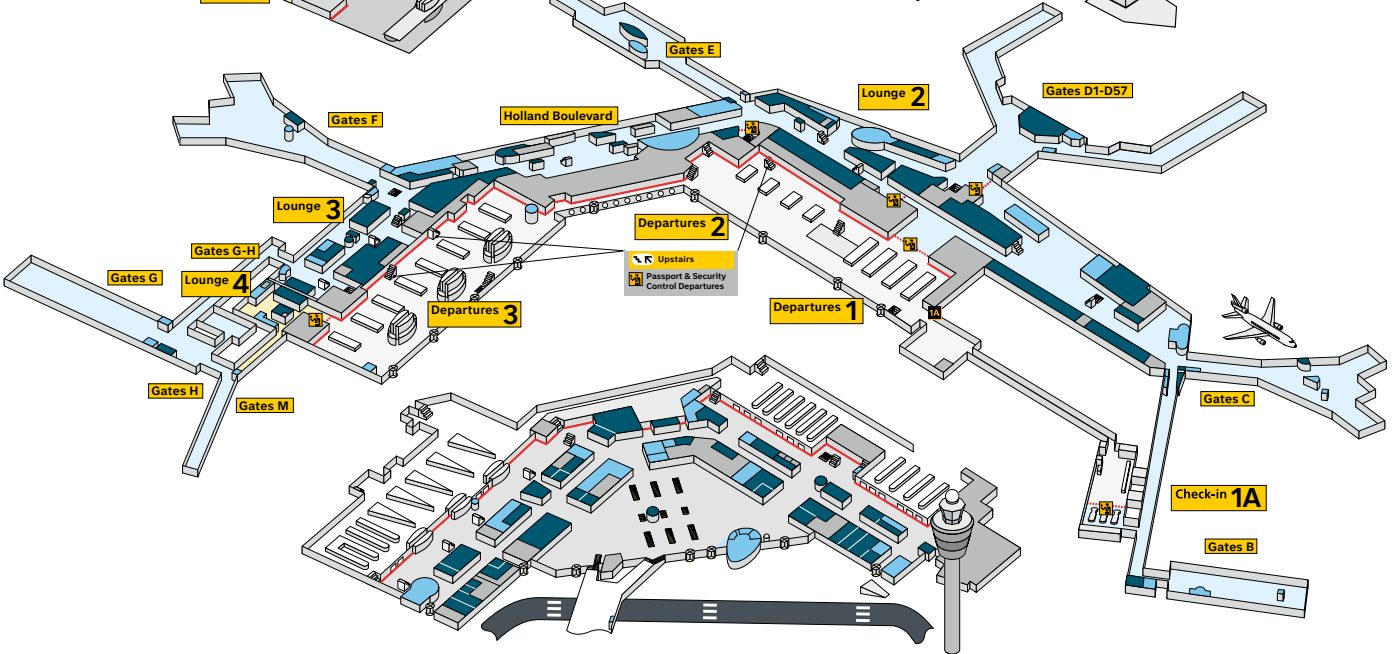


Map Amsterdam Airport Schiphol

Level 2



Level 1
Departures & Lounges



Level 0
Schiphol Plaza & Arrivals

- Bars & restaurants
- Shops
- Passport Control / Security Check
- Schengen
- Non-Schengen
- Boundary Security area



GREAT CAR, NOT FAR.

RITUALI

train
train

3
4

UP TO DO GO



59.7
million passengers

Plaza

Schiphol Plaza is the central hall of Schiphol, where the main entrance, the train station square, access to arrivals and departures, and a wide range of shops and food & beverage come together.

Departing passengers

14.9 million



Arriving passengers

23.3 million

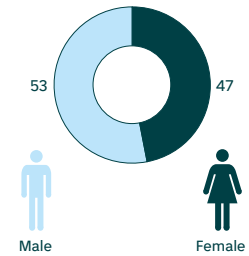


Public transport travelers

6.0 million



Gender in %



Schiphol employees

9.0 million

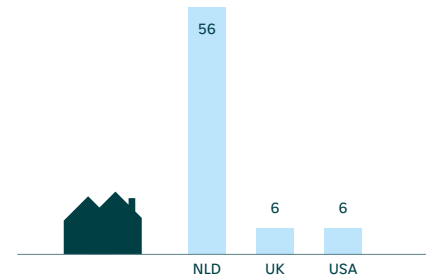


Greeters

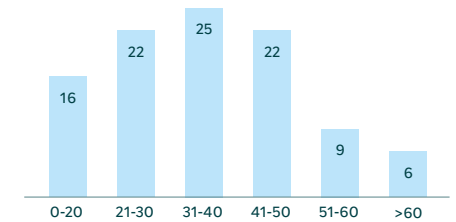
2.4 million



Top 3 countries of residence in %



Age in %





DEGIRO
First-class investing at economy fees

Saving on stocks, ETFs, crypto & more.
This is not investment advice. DEGIRO

369 Station Sloterdijk



23.9

million passengers

Main Square

The central square in front of Schiphol's entrance connects taxis and buses with Schiphol Plaza and is one of the few outdoor spaces at the airport.

Departing passengers

5.7 million



Arriving passengers

11.5 million

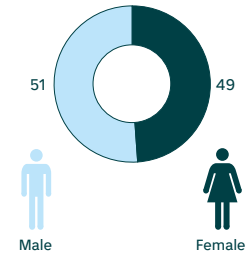


Public transport travelers

0.5 million



Gender in %



Schiphol employees

4.3 million

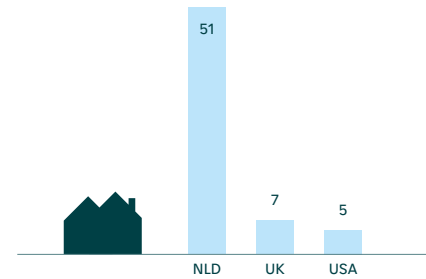


Greeters

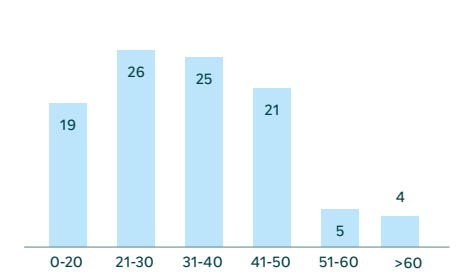
0.5 million



Top 3 countries of residence in %



Age in %







Profile per Lounge





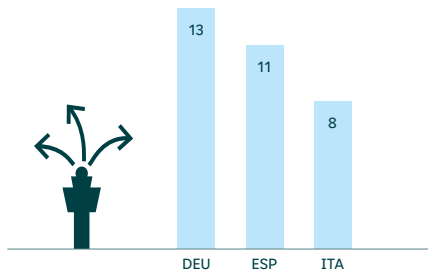
19.6

million departing passengers

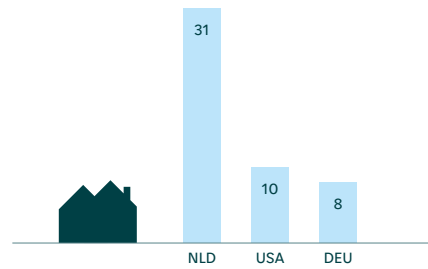
Lounge 1

Lounge 1 serves as the primary Schengen area at Amsterdam Airport Schiphol. Recently renovated, it features a selection of brand new stores and connects directly to Piers B, C, and DII.

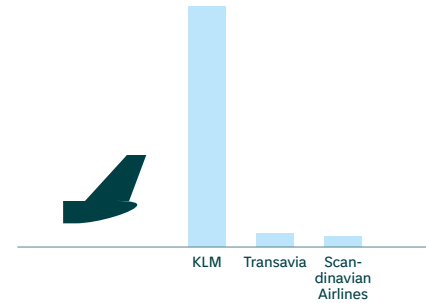
Top 3 destination countries in %



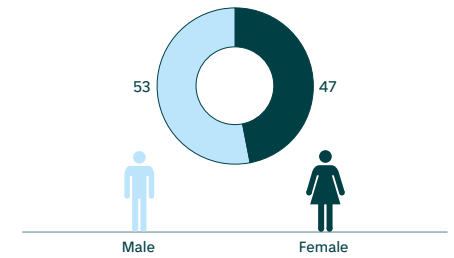
Top 3 countries of residence in %



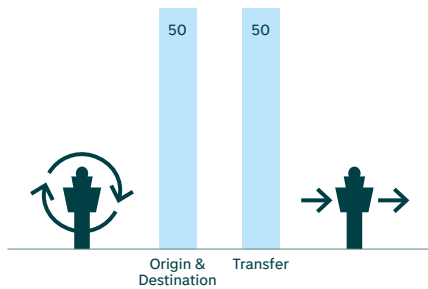
Top 3 airlines



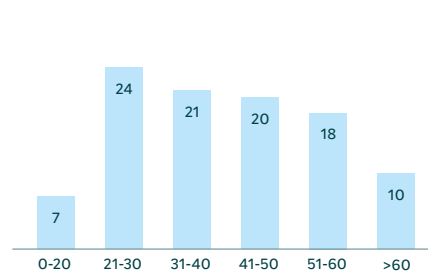
Gender in %



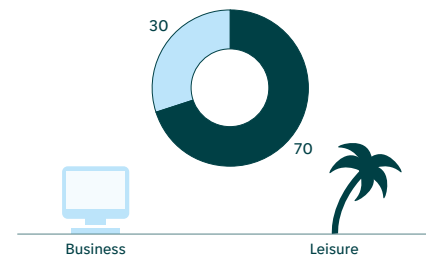
Type of passengers in %



Age in %




Reason for travel in %



Frequency of flying*



* Source: RPM 2025, departing PAX



FGN

4 line lounge

Gates A D1-52
Votel hotel

De nieuwe
Hyundai IONIQ 9.
Built for comfort. Built to belong.



Kom 'm bekijken
in Lounge 2.

100% elektrisch.
Ruimte voor 7 personen.

Hyundai.nl



NIQ 9.
to belong.

Kom 'm bekijken
in Lounge 2.







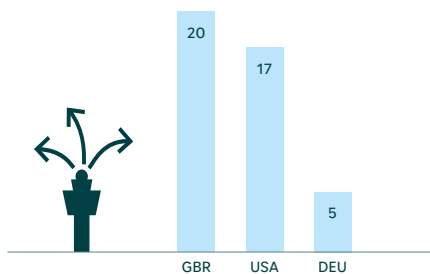
15.5

million departing passengers

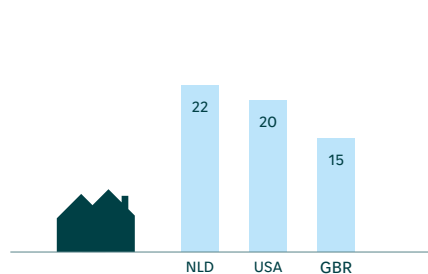
Lounge 2

Lounge 2, the busiest non-Schengen lounge at Amsterdam Airport Schiphol, with more transfer passengers than any other lounge. This is also the most luxurious lounge at the airport.

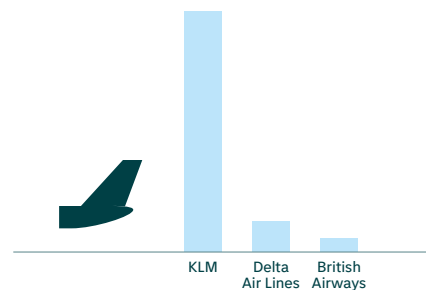
Top 3 destination countries in %



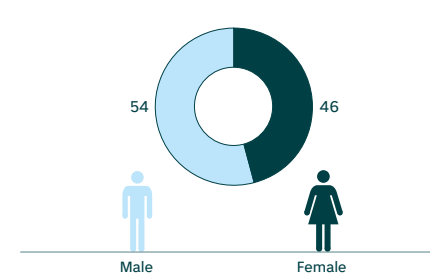
Top 3 countries of residence in %



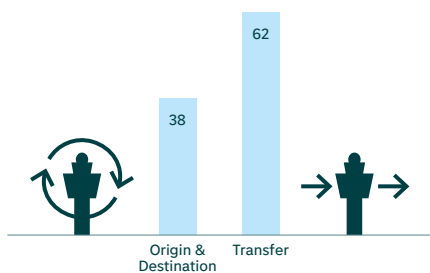
Top 3 airlines



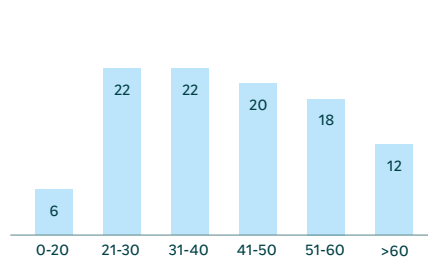
Gender in %



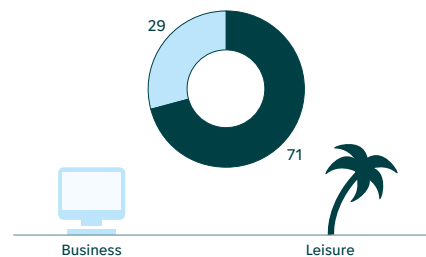
Type of passengers in %



Age in %



Reason for travel in %



Frequency of flying*



* Source: RPM 2025, departing PAX



↑ McDonald's
↓ Restaurants



♿ Lou



VICTORIA'S SECRET

My Choice





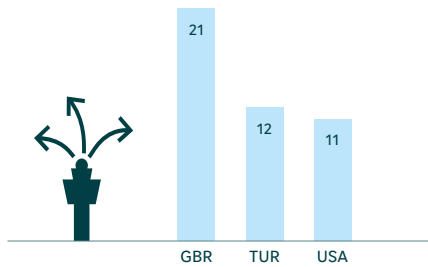
9.1

million departing passengers

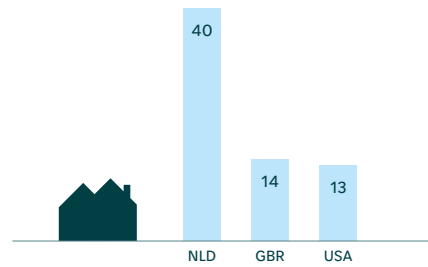
Lounge 3

Lounge 1 serves as the primary Schengen area at Amsterdam Airport Schiphol. Recently renovated, it features a Lounge 3 caters, next to major locations as the USA, to passengers traveling to China and the Middle East, with its popularity growing rapidly.

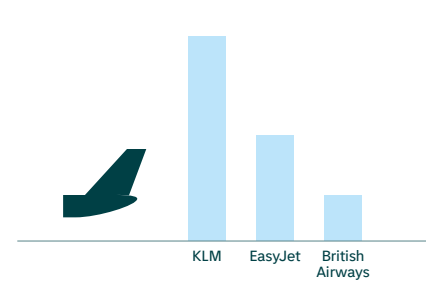
Top 3 destination countries in %



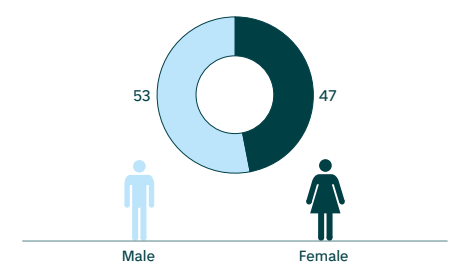
Top 3 countries of residence in %



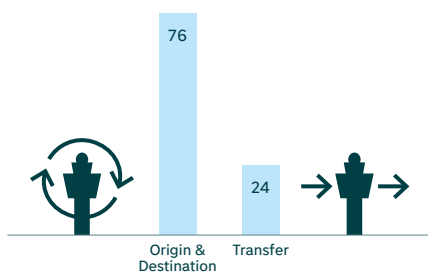
Top 3 airlines



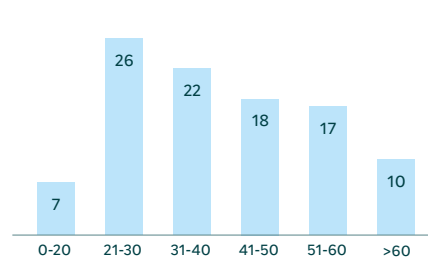
Gender in %



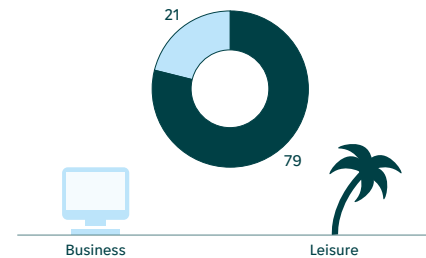
Type of passengers in %



Age in %



Reason for travel in %



Frequency of flying*



* Source: RPM 2025, departing PAX



CHOCOLATES & LIQUORS

LIQUORS

ELECTR



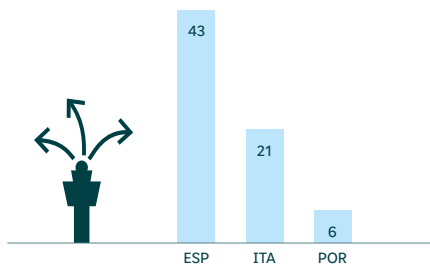
1.4

million departing passengers

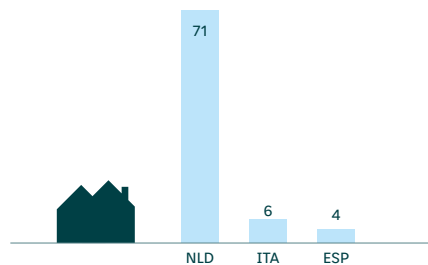
Lounge 4

Lounge 4 is the budget-friendly departure Lounge for Schengen countries, featuring a Lounge café and an urban food market. It connects to Pier M.

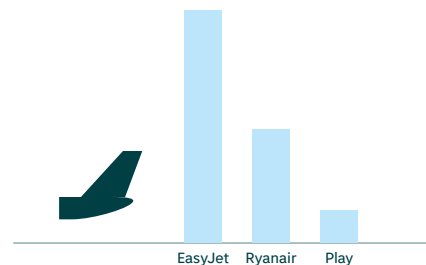
Top 3 destination countries in %



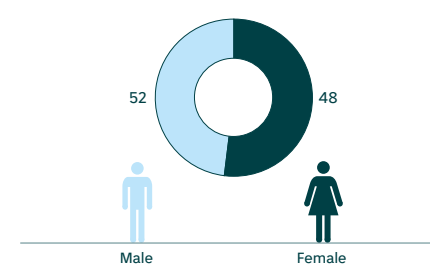
Top 3 countries of residence in %



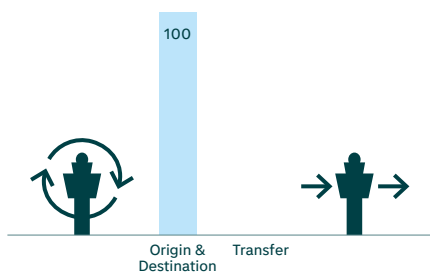
Top 3 airlines



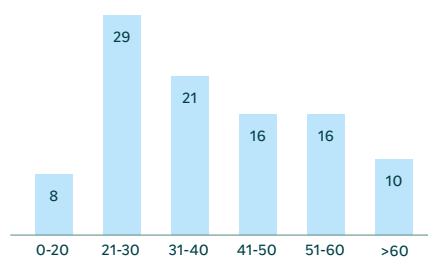
Gender in %



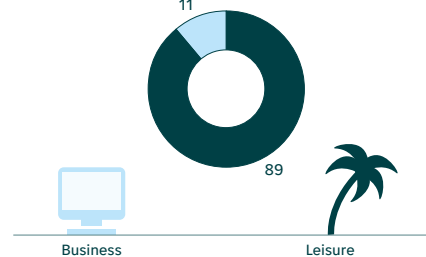
Type of passengers in %



Age in %



Reason for travel in %



Frequency of flying*



* Source: RPM 2025, departing PAX

LES DESTINATIONS

LES DESTINATIONS
un tour du monde des parfums

LES DESTINATIONS
un tour du monde



QUIST

Big City Car Rental
Food & Drink
Macys





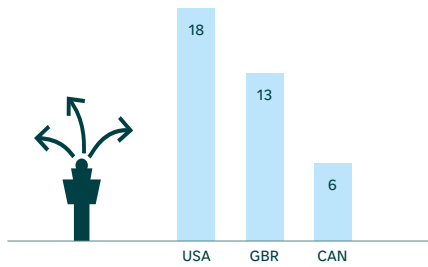
5.0

million departing passengers

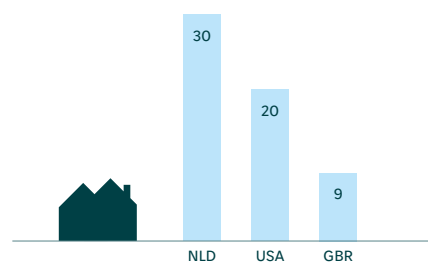
Holland Boulevard

Holland Boulevard forms the link between Lounge 2 and Lounge 3. It is designed to enhance the passenger experience, featuring the KLM Crown Lounge and a variety of Dutch-themed shops.

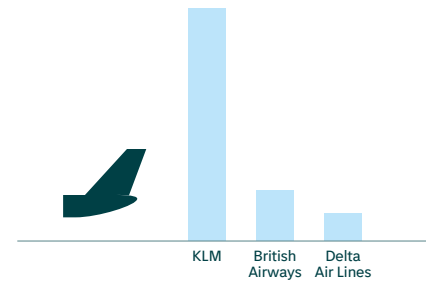
Top 3 destination countries in %



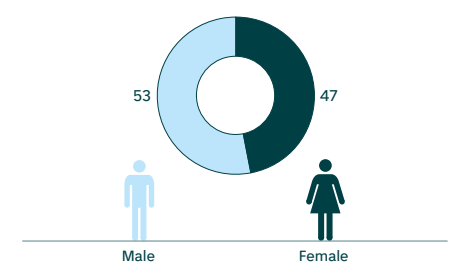
Top 3 countries of residence in %



Top 3 airlines



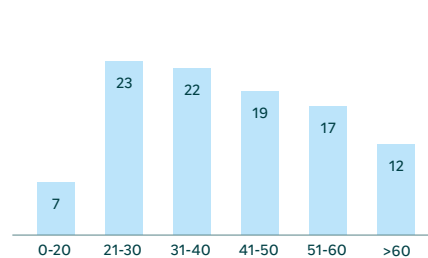
Gender in %



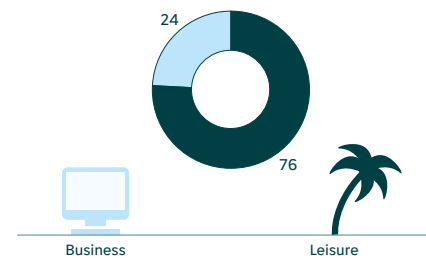
Type of passengers in %



Age in %



Reason for travel in %



Frequency of flying*



* Source: RPM 2025, departing PAX



Profile per pier





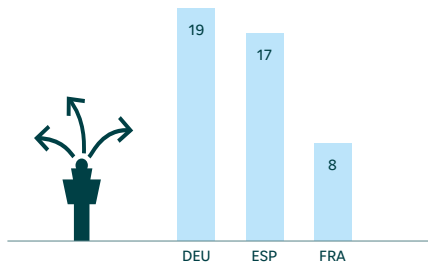
10.2
million passengers

Pier B

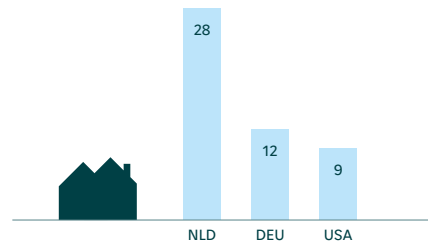
6.6 million 

3.6 million 

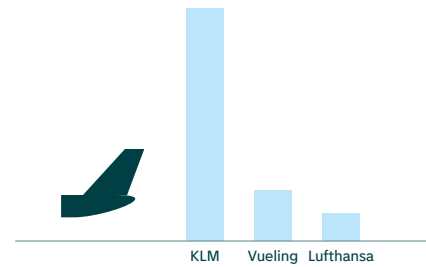
Top 3 destination countries in %



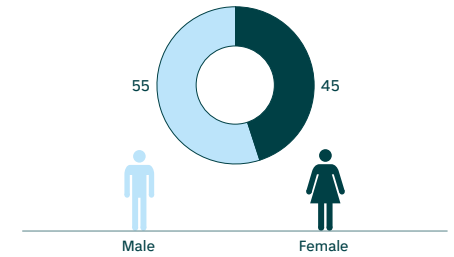
Top 3 countries of residence in %



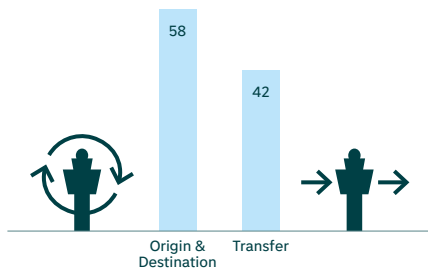
Top 3 airlines



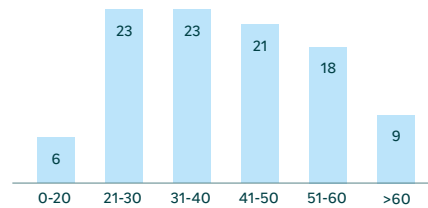
Gender in %



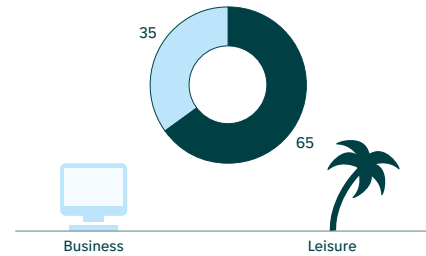
Type of passengers in %



Age in %



Reason for travel in %




Frequency of flying*






14.3
million passengers

Pier C

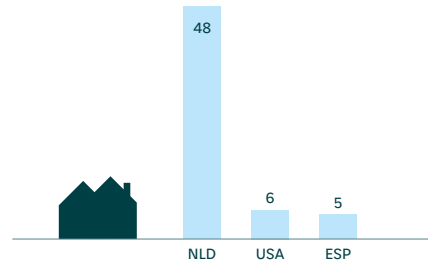
5.6 million 

8.7 million 

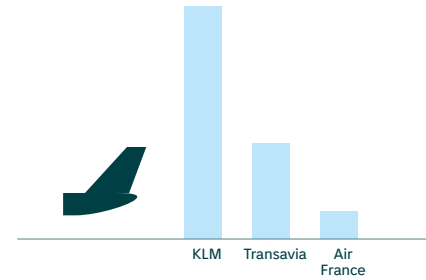
Top 3 destination countries in %



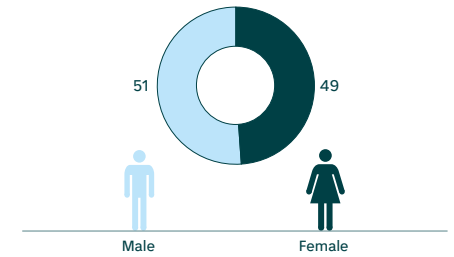
Top 3 countries of residence in %



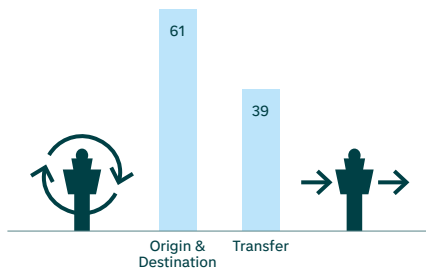
Top 3 airlines



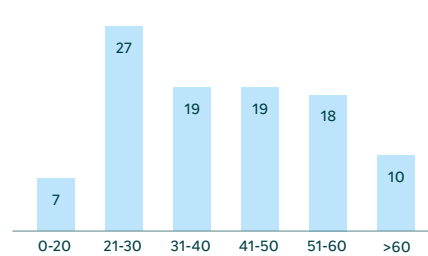
Gender in %



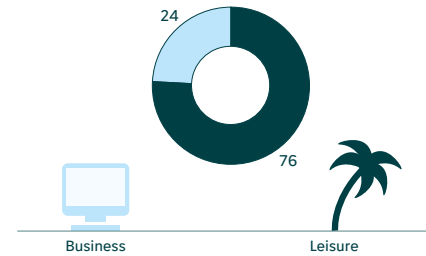
Type of passengers in %



Age in %



Reason for travel in %



Frequency of flying*





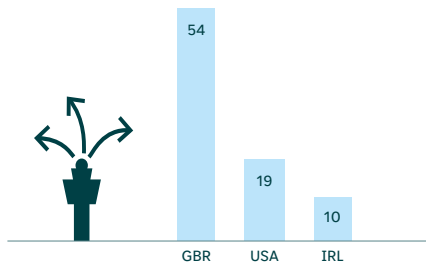
10.2
million passengers

Pier D1

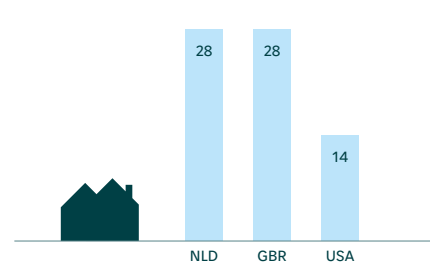
5.3 million 

4.9 million 

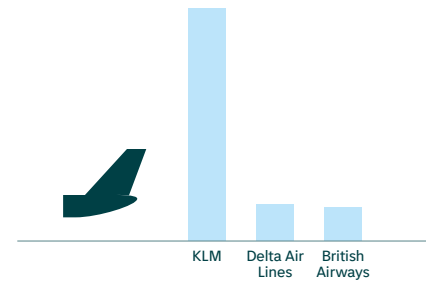
Top 3 destination countries in %



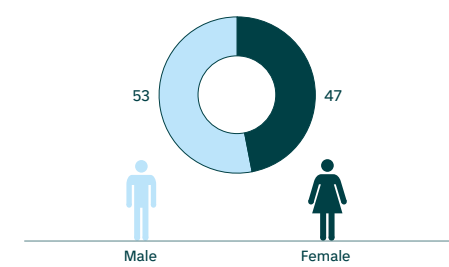
Top 3 countries of residence in %



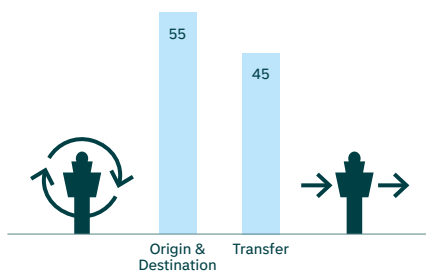
Top 3 airlines



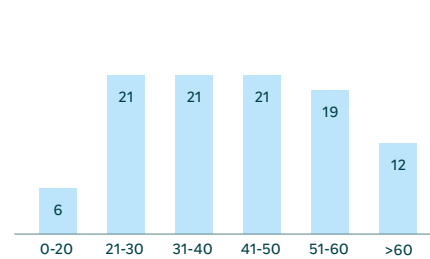
Gender in %



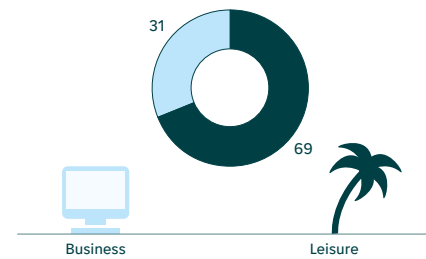
Type of passengers in %



Age in %



Reason for travel in %



Frequency of flying*





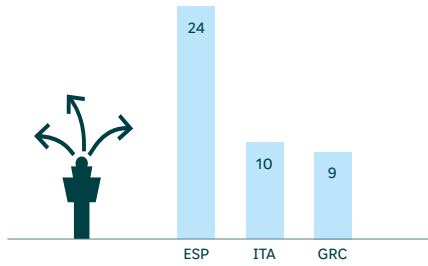
9.0 million passengers

Pier D2

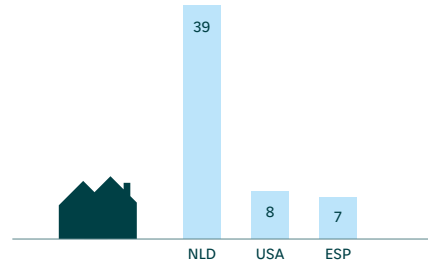
4.4 million 

4.5 million 

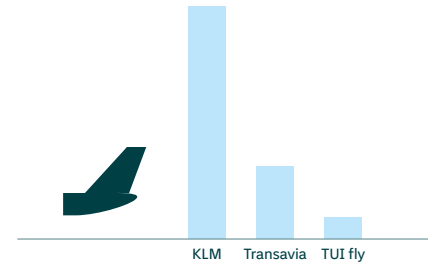
Top 3 destination countries in %



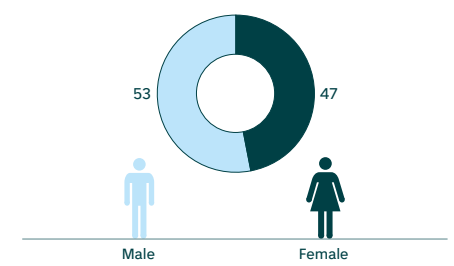
Top 3 countries of residence in %



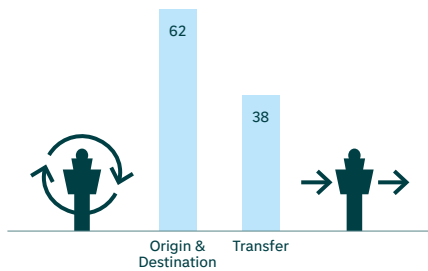
Top 3 airlines



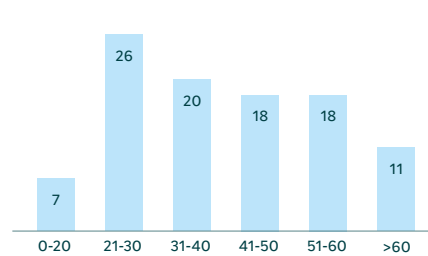
Gender in %



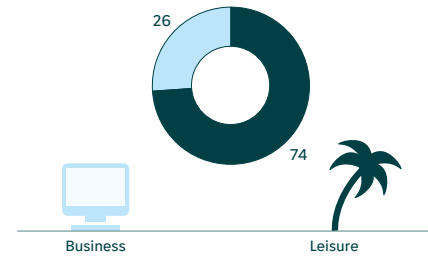
Type of passengers in %



Age in %



Reason for travel in %



Frequency of flying*





* Source: RPM 2025



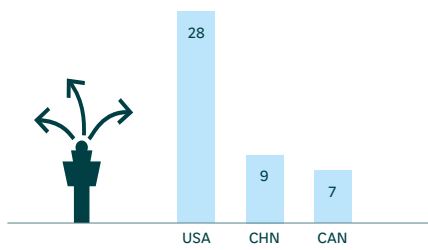
5.5
million passengers

Pier E1

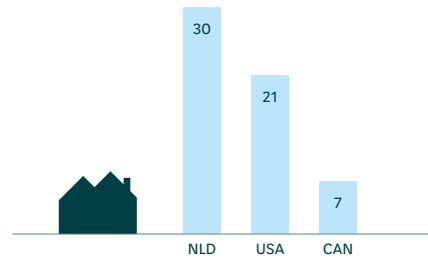
4.3 million 

1.2 million 

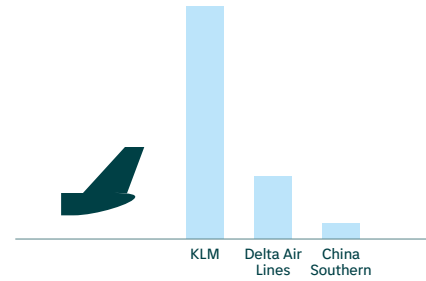
Top 3 destination countries in %



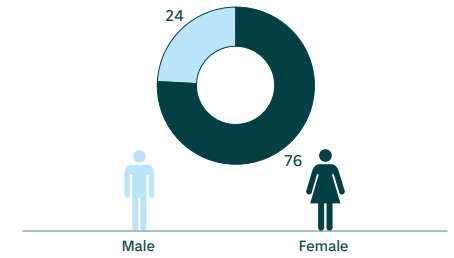
Top 3 countries of residence in %



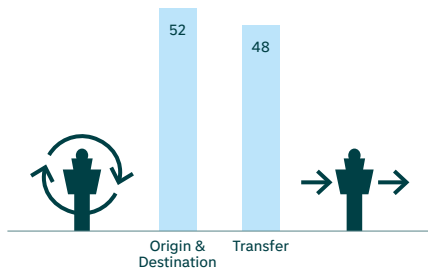
Top 3 airlines



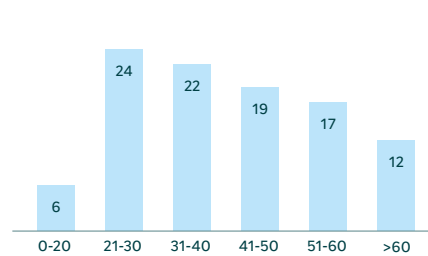
Gender in %



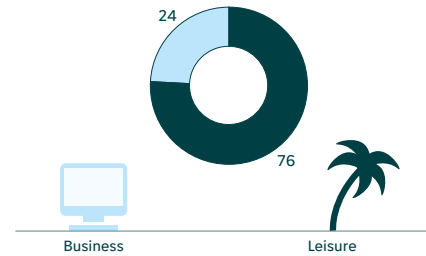
Type of passengers in %



Age in %



Reason for travel in %



Frequency of flying*





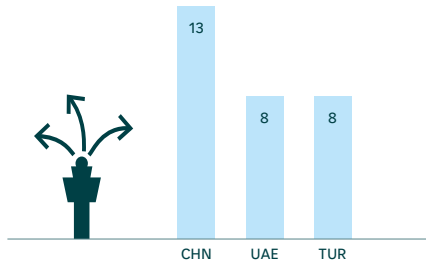
3.0
million passengers

Pier E2

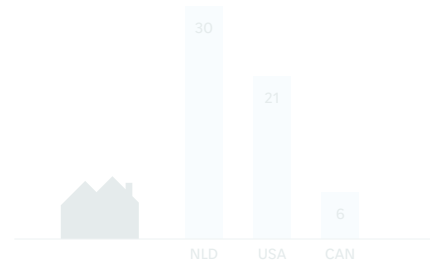
0.0 million 

3.0 million 

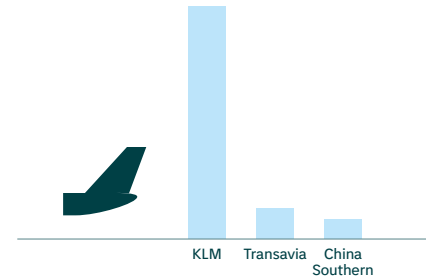
Top 3 destination countries in %



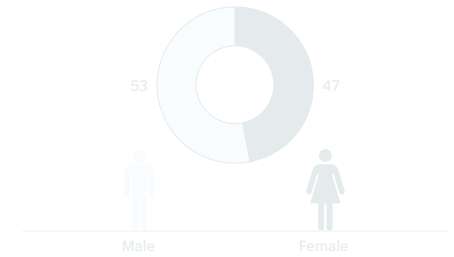
Top 3 countries of residence in %*



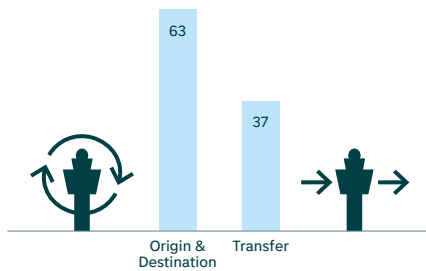
Top 3 airlines



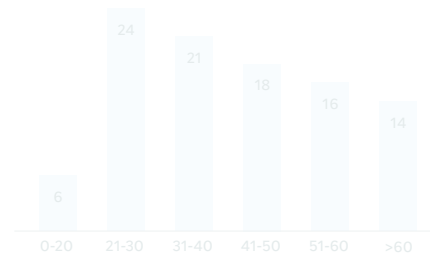
Gender in %



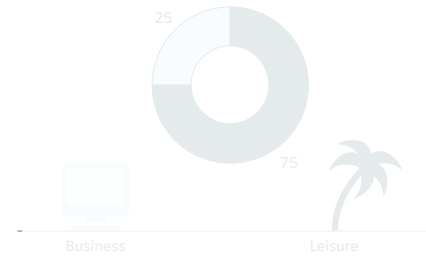
Type of passengers in %



Age in %*



Reason for travel in %*



Frequency of flying*



* Due to the research method used, we are unable to provide a representative insight into these characteristics



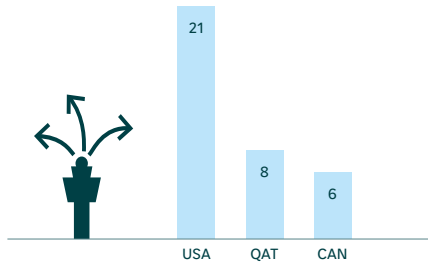
2.9
million passengers

Pier F1

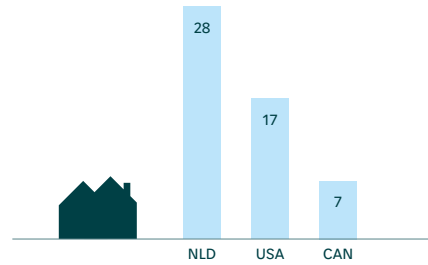
2.3 million 

0.6 million 

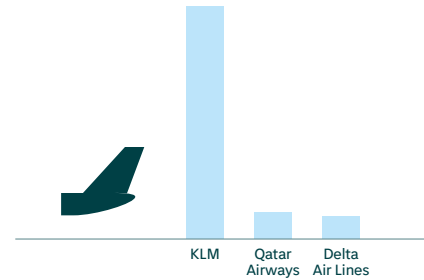
Top 3 destination countries in %



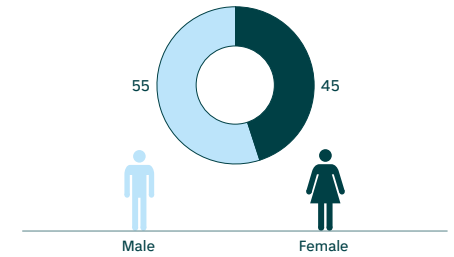
Top 3 countries of residence in %



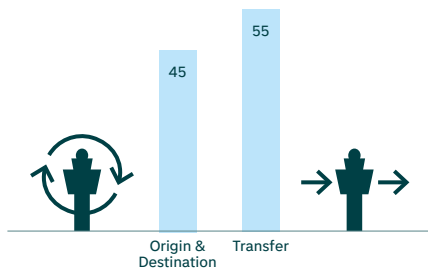
Top 3 airlines



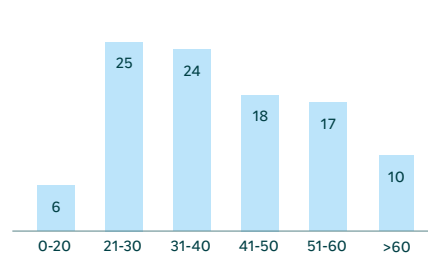
Gender in %



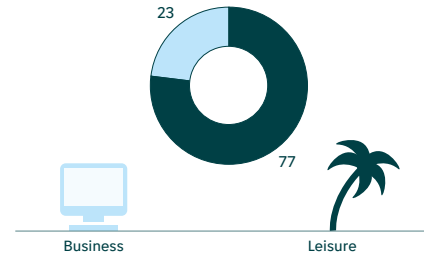
Type of passengers in %



Age in %



Reason for travel in %



Frequency of flying*





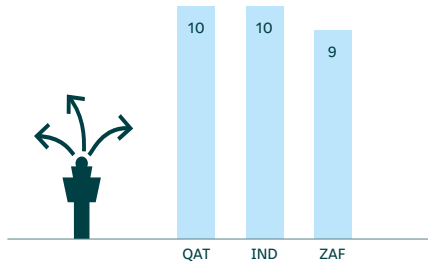
1.9
million passengers

Pier F2

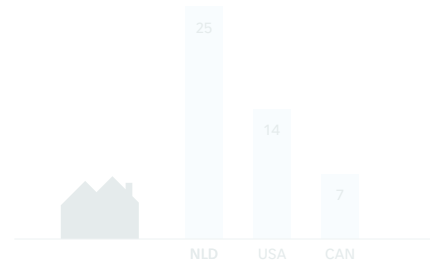
0.0 million

1.9 million

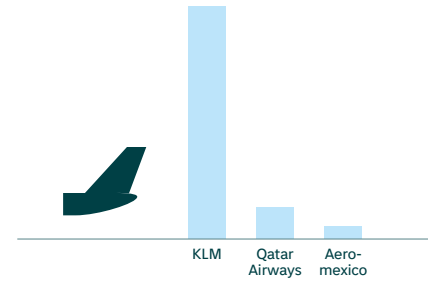
Top 3 destination countries in %



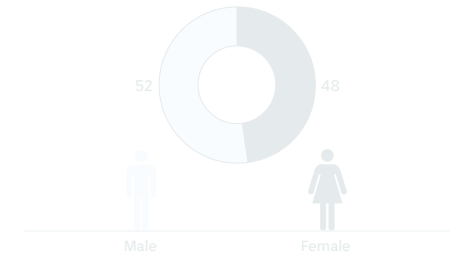
Top 3 countries of residence in %*



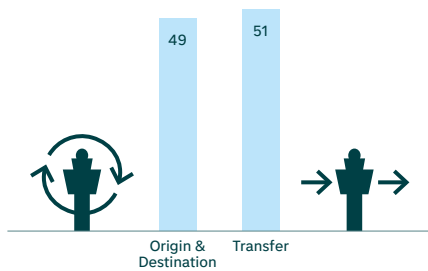
Top 3 airlines



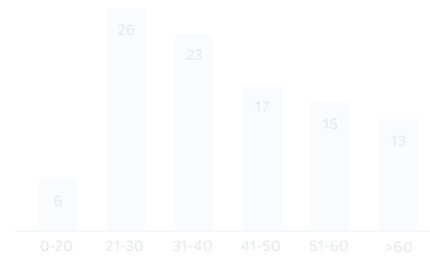
Gender in %



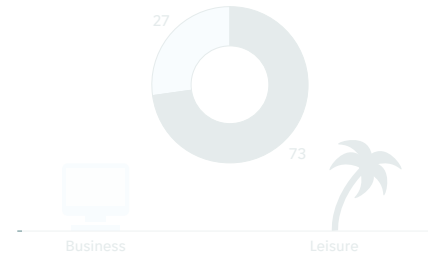
Type of passengers in %



Age in %*



Reason for travel in %*



Frequency of flying*




* Due to the research method used, we are unable to provide a representative insight into these characteristics



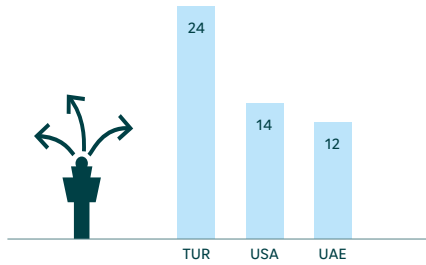
3.5
million passengers

Pier G1

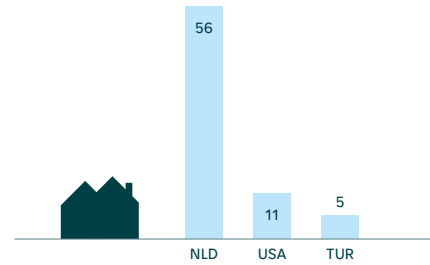
2.7 million 

0.8 million 

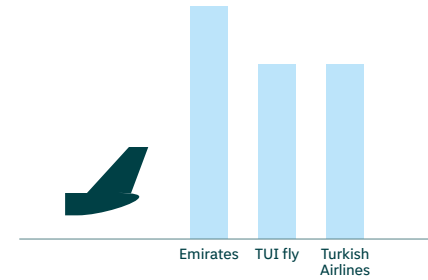
Top 3 destination countries in %



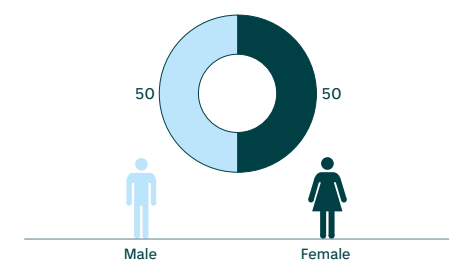
Top 3 countries of residence in %



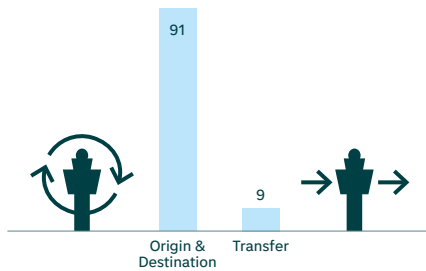
Top 3 airlines



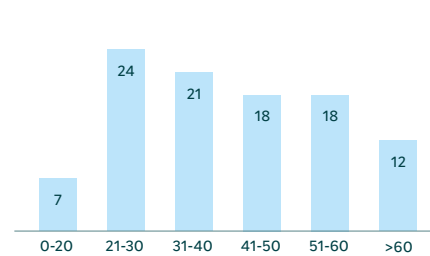
Gender in %



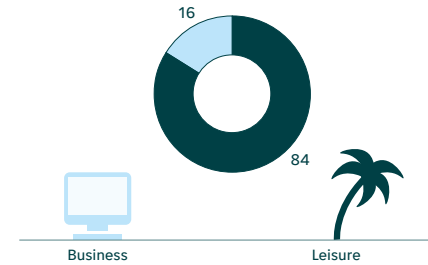
Type of passengers in %



Age in %



Reason for travel in %



Frequency of flying*





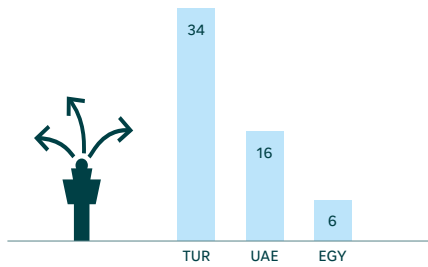
2.2
million passengers

Pier G2

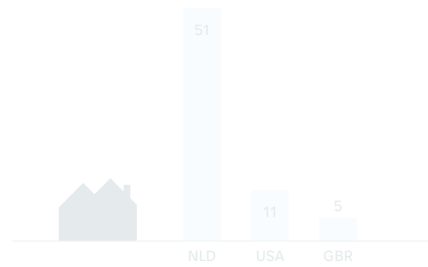
0.0 million 

2.2 million 

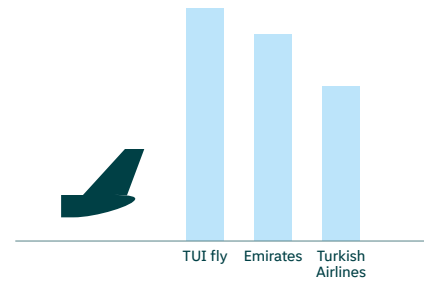
Top 3 destination countries in %



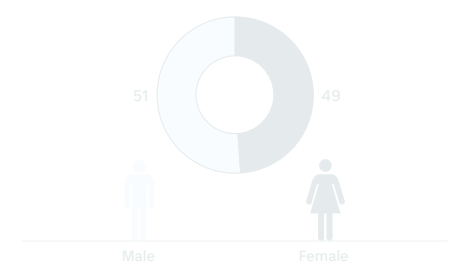
Top 3 countries of residence in %*



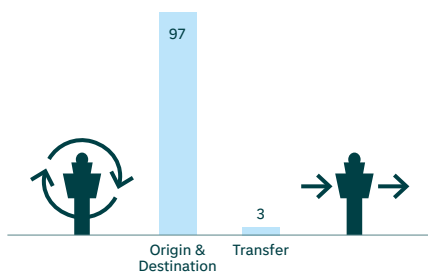
Top 3 airlines



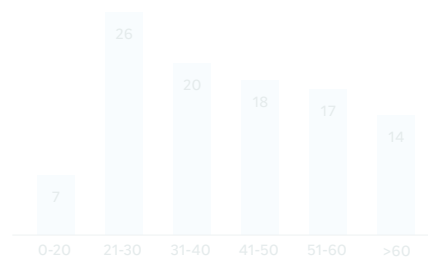
Gender in %



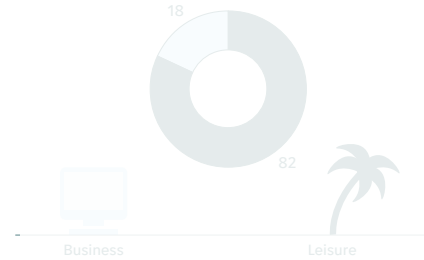
Type of passengers in %



Age in %*



Reason for travel in %*



Frequency of flying*



* Due to the research method used, we are unable to provide a representative insight into these characteristics



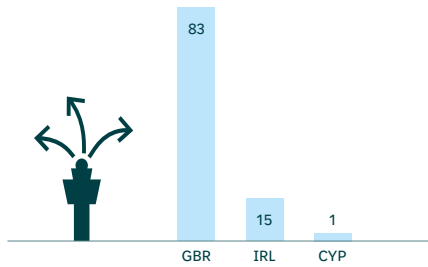
3.0
million passengers

Pier H

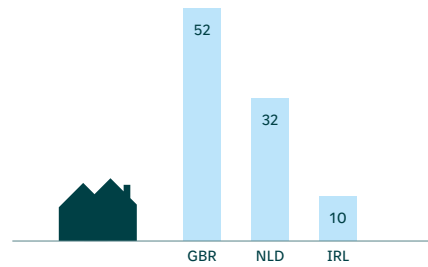
1.5 million 

1.5 million 

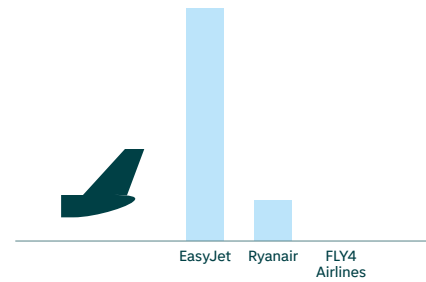
Top 3 destination countries in %



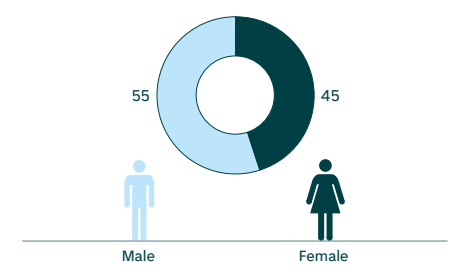
Top 3 countries of residence in %



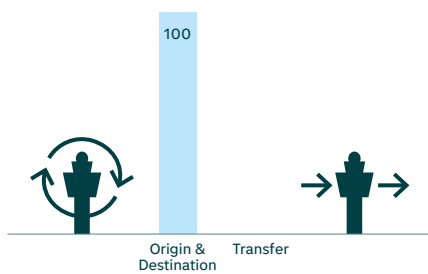
Top 3 airlines



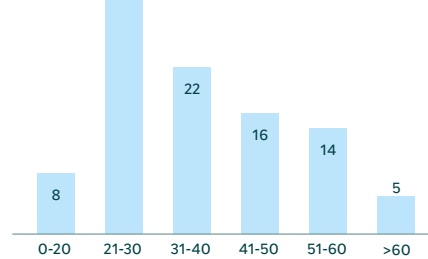
Gender in %



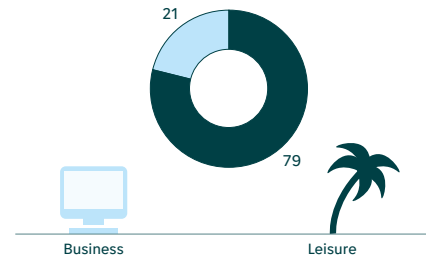
Type of passengers in %



Age in %



Reason for travel in %



Frequency of flying*





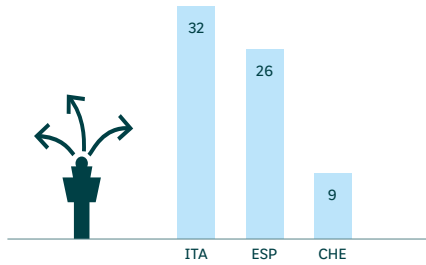
2.3
million passengers

Pier M

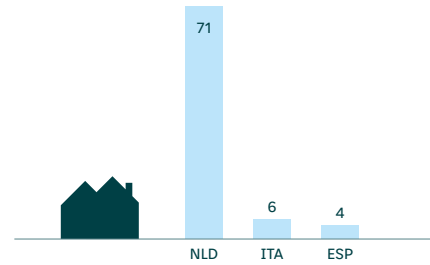
1.1 million 

1.2 million 

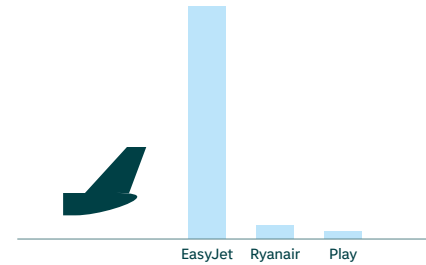
Top 3 destination countries in %



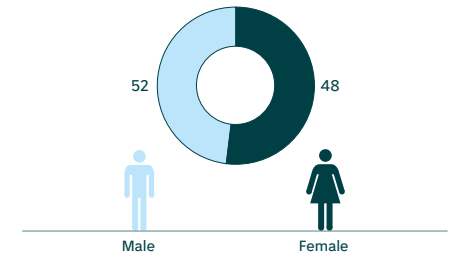
Top 3 countries of residence in %



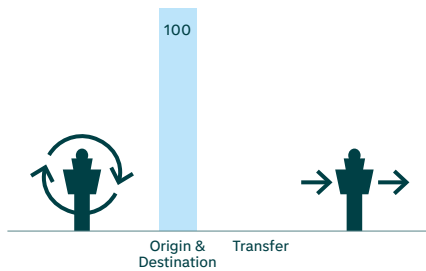
Top 3 airlines



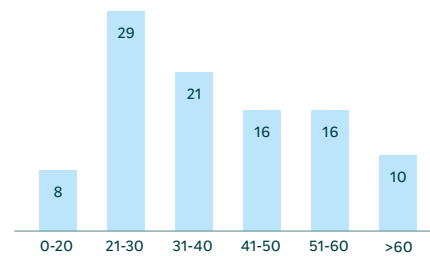
Gender in %



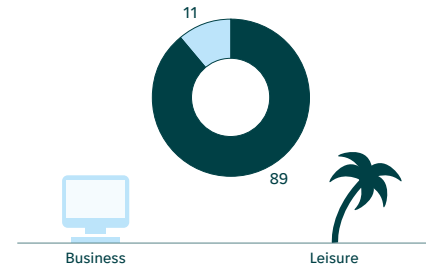
Type of passengers in %



Age in %



Reason for travel in %



Frequency of flying*



* Source: RPM 2025

List of terms

Arriving passengers	All passengers arriving by aircraft, including both Transfer and O&D passengers.
Departing passengers	All passengers departing by aircraft, including both Transfer and O&D passengers.
Country of residence	The most recent country where someone has resided on a long-term basis.
Dwell time	The amount of time a departing passenger spends at the airport between two flights (for Transfer passengers) or the time a departing passenger spends between check-in and boarding (for O&D passengers).
Intercontinental (ICA)	All non-European countries, mainly overseas destinations.
Meeters & Greeters	People collecting arriving passengers, or dropping off and saying goodbye to departing passengers.
Origin & Destination (O&D)	Passengers checking in at one check-in halls, going through customs and departing by airplane, and passengers arriving by airplane and having Schiphol as their final destination.
Schiphol workers	Employees of companies that are established at Schiphol.
Transfer	Passengers arriving by airplane and using Amsterdam Airport Schiphol as a transfer airport, departing within 24 hours of arrival with another aircraft and flying to a final destination elsewhere than Amsterdam Airport Schiphol.
Reclaim hall	The area with baggage belts where arriving O&D passengers pick up their luggage.





Airline lounges 43-52
Toilets
Lost & found

↑ Baggage h
✈ Gates E F
🚗 Transfer T



HERMÉ





Disclaimer

All figures, information and overall information have been calculated from the latest research survey, conducted from January to December 2025. Although this publication has been produced with the utmost care, Schiphol Nederland B.V. cannot be held responsible for any inaccuracies or misprints. All rights are reserved for the contents of this publication.

© 2026 Schiphol Nederland BV

Schiphol Media

P.O. Box 7501
1118 ZG Schiphol
advertising@schiphol.nl