

Royal Schiphol Group in 2025




Eindhoven Airport



Brisbane Airport




320
Destinations
(2024: 322)



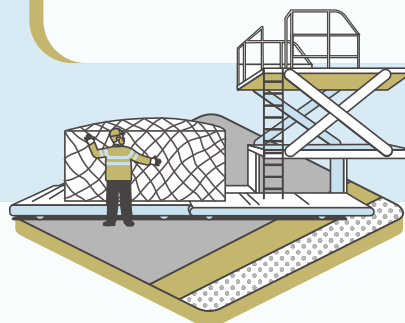
78,105,329
Passengers
(2024: 75,881,197)



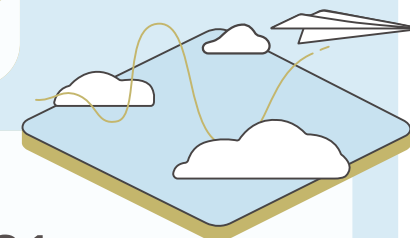
3,831
Total average FTE
(2024: 3,527)



1.47¹
Million tonnes of cargo
(2024: 1.52)



534,021
Air transport movements
(2024: 529,248)



All the figures shown on this page of Royal Schiphol Group include Amsterdam Airport Schiphol as well as the regional airports Eindhoven Airport, Rotterdam The Hague Airport and Lelystad Airport.

¹ Includes Maastricht Aachen Airport, in which Schiphol Group holds a minority stake.