

Facts and figures

Quality of Network

 **313**
direct destinations
from Schiphol

 **397,646**
air transport movements
at Schiphol


 **60.8**
million passengers
Schiphol Group


 **52.5**
million passengers
at Schiphol

 **37%**
transfer passengers
at Schiphol

 **1.4**
million tonnes of cargo
at Schiphol

Quality of Life

 **-28.2%**
TPI Sustainability: Decrease
in CO₂e emissions Schiphol
Group versus 2019

 **7.3%**
achieved energy savings
as % of total energy
at Schiphol


 **52.3%**
waste separated at Schiphol

Quality of Service

 **221**
outlets at Schiphol

 **18.84**
€ spend per passenger on
airside at Schiphol

 **1.7**
billion € real estate

 **94.4%**
Real Estate average physical
occupancy rate

Safety and Robust organisation

 **1.2**
Lost Time Injury Frequency
(LTIF) at Schiphol

 **30%**
female employees

 **5.9%**
absenteeism

 **-0.8%**
Underlying ROE

 **9.6**
billion € total assets

 **360.5**
EBITDA in million
euros (underlying)