



**Housing Hub**

Find the home that's right for you

# Accessible Housing Data Snapshot

July 2024

# Accessible Housing Data Snapshot

9 July 2024

Housing Hub Ltd  
ABN 14 663 443 758  
PO Box 108  
Box Hill VIC 3128  
Australia  
Telephone: +613 9894 7006  
info@housinghub  
[www.housinghub.org.au](http://www.housinghub.org.au)



©2024, Housing Hub Ltd and Summer Foundation Ltd. A copy of this report is made available under a Creative Commons Attribution 4.0 Licence (international). Please note that photographs used to illustrate this report remain the property of their respective copyright owners and are not shared as part of this Creative Commons Licence.

## CITATION GUIDE

Aimers, N., Morgan, A. J., Tuohy, L., Rathbone, A., & Longworth, D. (2024). Accessible Housing Data Snapshot. Melbourne, Australia: Housing Hub and Summer Foundation.

## ACKNOWLEDGEMENTS

We would like to thank the many Housing Providers who contributed to this report with their property listing data, as well as the many Housing Seekers who contributed to this report with their housing needs and preference data.

## DISCLAIMERS

The Housing Hub and the Summer Foundation have prepared this report in good faith based on information available to us at the date of publication. Information has been obtained from sources that we believe to be reliable and up to date, but we have not verified its accuracy or completeness. The Housing Hub and the Summer Foundation do not make any warranty, express or implied, regarding any information in the report, including warranties as to the accuracy, completeness or fitness for purpose of the information. The Housing Hub and the Summer Foundation are not liable to any person for any damage or loss that has occurred or may occur, in relation to that person taking or not taking action in respect of any representation, statement, opinion or advice referred to in this report.

## Welcome to the first Accessible Housing Data Snapshot from the Housing Hub.

We have created this snapshot to provide accessible housing market participants with information on both demand and supply indicators, contributing to an effective accessible housing market for people with disabilities in Australia.

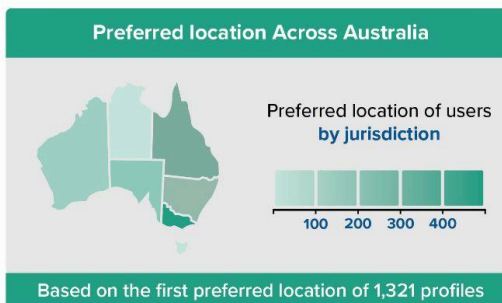
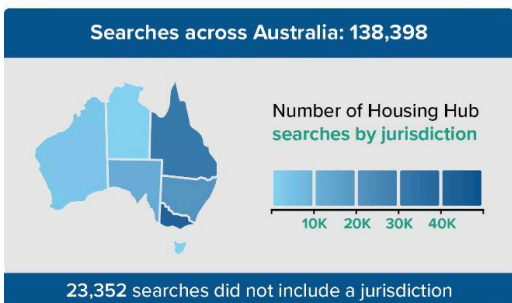
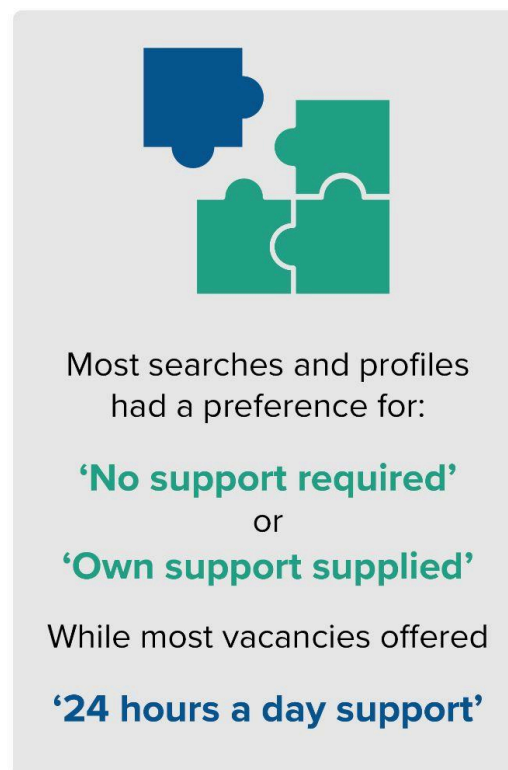
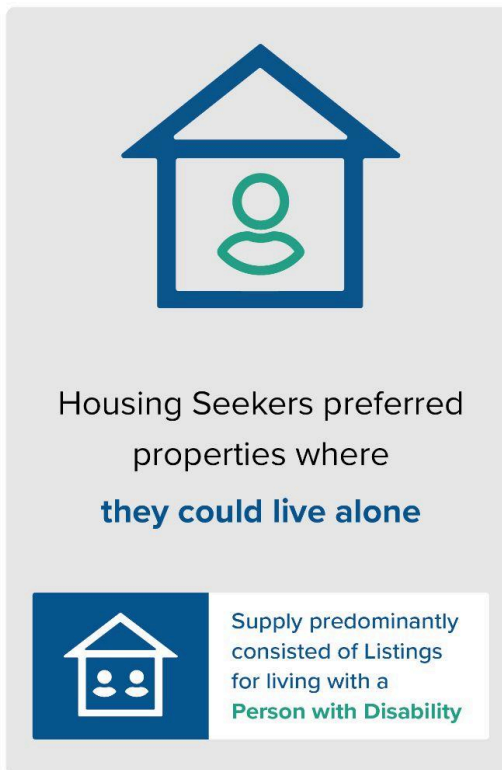
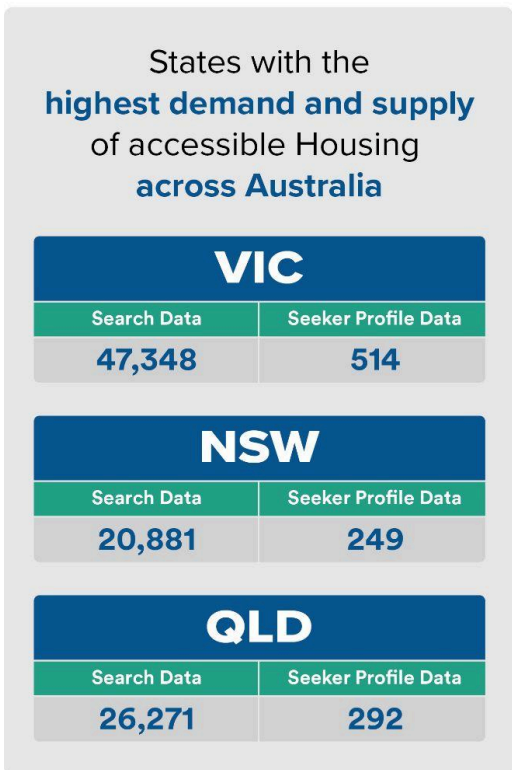
Housing Hub exists to transform disability housing in Australia by supporting the development of an efficient and quality accessible housing market, where people with disability have the information and support they need to choose and access a range of contemporary housing and support options.

The demand data in this snapshot comes from accessible Housing Seekers who search for a property or create a profile on our website. Supply data comes from the listings for accessible housing created by Housing Providers. By comparing this data we aim to identify insights that may be useful to Housing Seekers, their supports, providers and investors in the accessible housing market, and importantly build awareness around the needs and preferences of people with disability for accessible housing.

### The snapshot is provided in two parts:

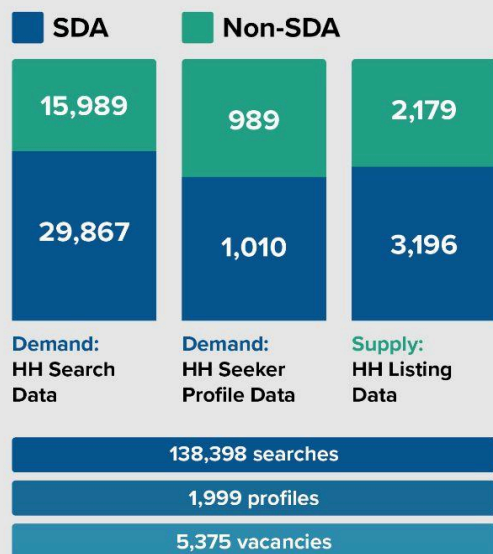
1. Data for all accessible housing
2. Data for Specialist Disability Accommodation (SDA) only

## All Accessible Housing Insights

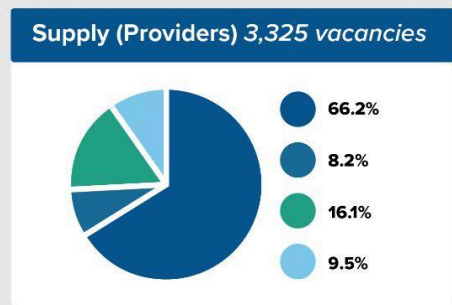
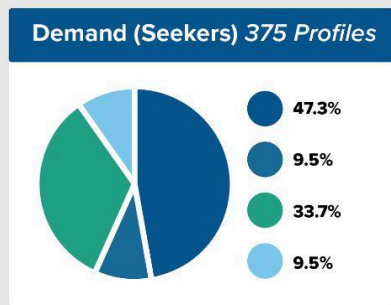
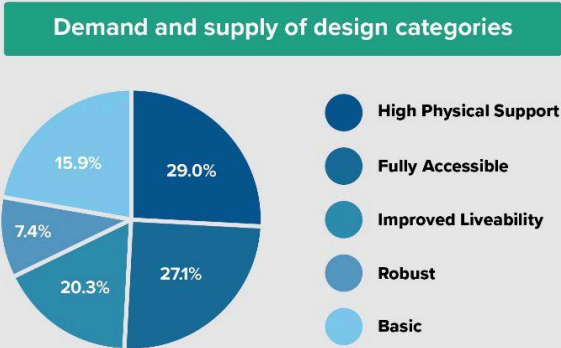


# SDA Housing Insights

SDA makes up over half of demand and supply on the Housing Hub website



Providers tend to list a higher proportion of High Physical Support vacancies and a smaller proportion of Basic vacancies compared to seeker demand



Providers are listing more vacancies for houses and fewer for apartments despite high demand

## Interested in digging a bit deeper?

If you are interested in learning more about the Housing Hub, head to our website at [www.housinghub.org.au/about](http://www.housinghub.org.au/about).

More information on the range of data reports we offer can be found on our website at [www.housinghub.org.au/market-data](http://www.housinghub.org.au/market-data). We can provide spreadsheets down to the suburb level of the data contained in this snapshot enabling market participants to understand the demand indicators in local areas.

## About the data

The Snapshot presents 6 months of supply and demand activity on the Housing Hub website. The demand data consists of:

1. Searches, where seekers can search for listings on the Housing Hub website through key terms and filters in order to find a property that meets their needs; and
2. Seeker profiles, where seekers enter their housing preferences to search for properties when logged in, and can be notified of suitable properties when such properties are listed on the Housing Hub website.

These 2 data sources represent demand, though are not aggregated to avoid duplication, as some searches would come from seekers with profiles.

The supply data consists of the currently active listings on the Housing Hub website (measured in the number of vacancies). These are the advertisements for available properties uploaded by Housing Providers. Listings from the 6-month period that were archived were not included.

Between October 2023 and April 2024, the Housing Hub website had 138,398 searches, 1,999 seeker profiles, and 5,375 vacancies (across 2,870 listings).