

Gold Standard Drug Database

# Drug pricing analytics — the impact of delivering data daily



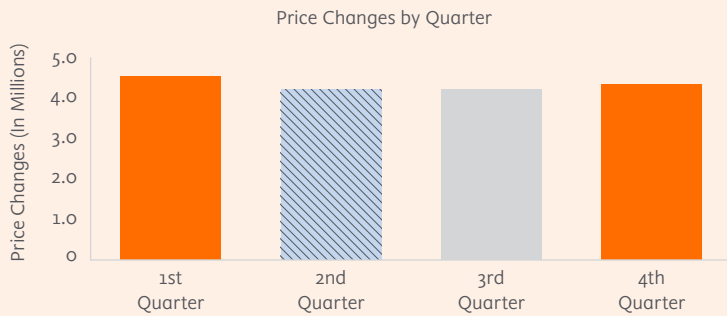
ELSEVIER

As data continues to evolve and accelerate, it's crucial to rely on current drug pricing for fair reimbursements, claims adjudication, and pricing trend analysis. Outdated drug data can negatively impact operational and financial performance, so it's vital to have access to the latest information for informed decision-making.

By relying on current drug information and having access to drug data on the day of launch, you can reduce manual data entry and workarounds and improve patient safety with accurate DUR screening. You can also use drug images for visual verification, avoiding dispensing delays and reducing internal effort and impact due to outdated and missing information.



## Are you aware of how frequently drug prices change in a given year?



In 2022, Elsevier processed over 17 million pricing changes — based on distinctive effective dates across the year — including all publicly available price types.\*

\* Based on evaluation of Elsevier's 2022 drug price file.

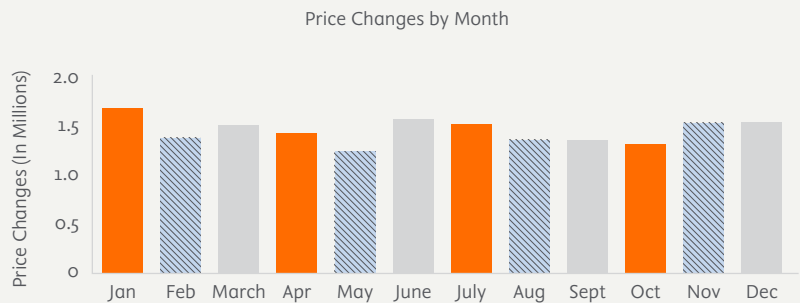
# 17.3M

price  
changes  
per year

## Do you know the busiest month of the year for price changes?

The busiest month of the year is January with over 1.67 million changes.

Also, 26.2% of all price changes happen in the first quarter of the year and 25.1% of price changes happen in the fourth quarter.



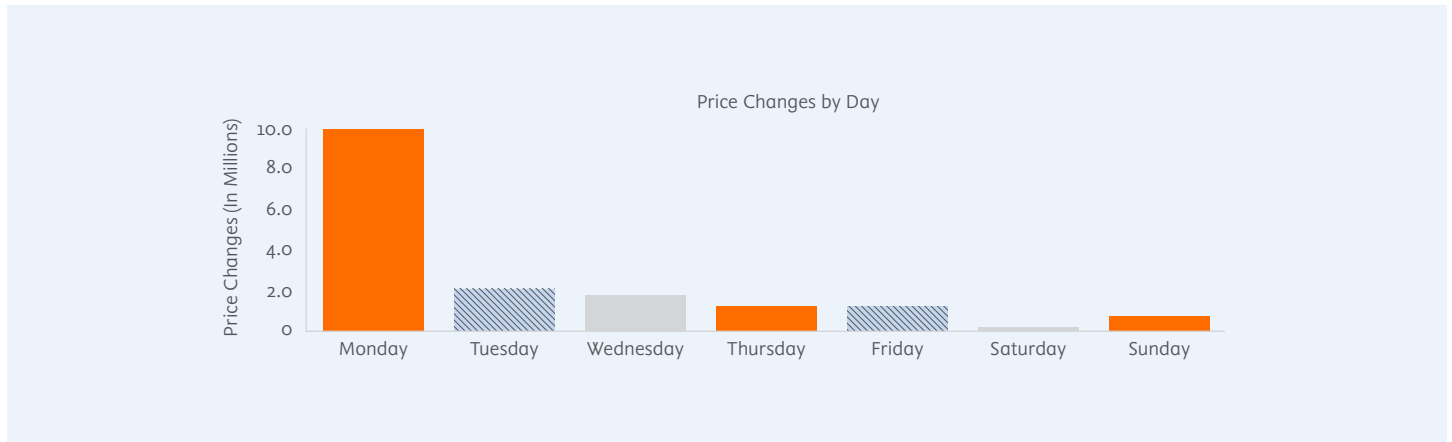
Do you know how many pricing changes you are missing on a weekly basis (Monday through Friday) if you do not receive updates daily?\*

\* Based on 14,930,031 week day pricing revisions and 254 week days per year.

# 2,449

price changes per hour

## Do you know the busiest day of week for drug pricing changes?



# 57.7%

of price changes  
fall on Monday

### Top 3 Busiest Days Price Changes

Monday, Mar 7, 2022	396,207
Sunday, Aug 21, 2022*	387,030
Monday, Feb 14, 2022	382,570

\* In 2022, price changes on the weekend accounted for only 6% of total price changes.

## Do you have price type visibility?

# 48%

top 7 price types

But you need at least  
17 price types to access  
80% of price changes.

### Price Types Price Changes

ACAWAMP	1,252,873
ACAFUL	1,237,158
MAC MI	661,026
MAC RI	635,527
AAC CO Generic	602,449
NADAC – WK	498,711
NADAC – Mon	455,864
<b>Total</b>	<b>5,343,608</b>



## Are your systems prepared for over 58,000 price changes each day throughout the week (Monday through Friday)\*?

If you are relying on data that is not updated and made available daily — you are missing data. Have you considered the impact of this missing data on your organization?

\*Our staff monitors drug pricing updates from pharmaceutical manufacturers Monday through Friday and makes the data available to our customers daily or on the effective date, even when the launch date is on the weekend.

## Delivering data daily

At Elsevier, we deliver drug information faster than any other drug compendia in the industry. Our approach leads to confident pricing strategies, streamlined operations, and improved financial performance.

It's time to challenge the outdated idea that waiting for drug pricing data is acceptable. Discover the value of receiving drug pricing throughout the week (Monday through Friday) and ensure your team has access to the latest, most accurate drug pricing for optimal decision-making.

**Elsevier — The Drug Price Leader**

For more information visit [elsevier.com/drug-information](https://elsevier.com/drug-information).



**ELSEVIER**

Copyright 2023 Elsevier

**Gold Standard Drug Database**