

URBAN CEMENT

NEW PRODUCT



EXCELLENCE IS IN THE DETAILS

@FlorinaCeramics



www.florina.cn | info@florina.cn | 400-999-9394



URBAN CEMENT

60x120cm/24"x48"

URBAN CEMENT X

80x180cm/32"x72"

WHITE ALYSSUM

60x120cm/24"x48"





Wall
U0 | 60x120cm/24"x48"
U4 | 30x120cm/12"x48"

Floor
R2 | 20x120cm/8"x48"




Wall
U0 | 60x120cm/24"x48"

Floor
R3 | 20x120cm/8"x48"

QUIET GRAY

60x120cm/24"x48"



U1





Wall
U1 | 30x120cm/12"x48"

Floor
U1 | 60x120cm/24"x48"



Wall
U1 | 30x120cm/12"x48"

Floor
U1 | 60x120cm/24"x48"

Countertop
RMS19 | 160x320x1.2cm/63"x126"x0.5"




Floor
U1 | 60x120cm/24"x48"

FROST GRAY

60x120cm/24"x48"



U2





1 | 2

1.
Floor
U2 | 60x120cm/24"x48"

2.
Floor
U2 | 60x120cm/24"x48"

DARK SHADOW

60x120cm/24"x48"



U3






1 | 2

1.
Floor
U3 | 60x120cm/24"x48"

2.
Floor
U3 | 60x120cm/24"x48"

Countertop
RMH1 | 160x320x1.2cm/63"x126"x0.5"



BLOSSOM PINK

60x120cm/24"x48"





Wall
U4 | 30x120cm/12"x48"

Floor
B2 | 20x120cm/8"x48"

Countertop
RMM5 | 160x320x1.2cm/63"x126"x0.5"




Wall
U4 | 30x120cm/12"x48"

Floor
U1 | 60x120cm/24"x48"

CLASSIC BLUE

60x120cm/24"x48"



U5





Wall
U5 | 30x120cm/12"x48"



Wall
U5 | 60x120cm/24"x48"

Floor
U1 | 60x120cm/24"x48"

BLUE HAZE

60x120cm/24"x48"



U6

1 | 2

1.
Wall
U6 | 20x120cm/8"x48"
U5 | 20x120cm/8"x48"

Countertop
RMH18 | 160x320x1.2cm/63"x126"x0.5"

2.
Wall
U6 | 60x120cm/24"x48"

Floor
U1 | 60x120cm/24"x48"



NEO MINT

60x120cm/24"x48"



U7



Wall
U7 | 60x120cm/24"x48"
F1 | 60x60cm/24"x24"

Floor
F1 | 60x60cm/24"x24"



Wall
U7 | 60x120cm/24"x48"

Floor
P6 | 60x120cm/24"x48"

TRANQUIL DAWN

60x120cm/24"x48"



U8



1 | 2

1.
Wall
U8 | 30x60cm/12"x24"

2.
Wall
U8 | 30x60cm/12"x24"

Floor
O4 | 60x120cm/24"x48"



LOCAL GREEN

60x120cm/24"x48"



U9





1 | 2

1.
Wall
U9 | 60x120cm/24"x48"


Floor
R2 | 20x120cm/8"x48"

2.
Wall
U2 | 30x60cm/12"x24"
U9 | 30x60cm/12"x24"

Floor
U3 | 60x120cm/24"x48"

PURIST BLUE

60x120cm/24"x48"



U10



1 | 2

1.
Wall
U10 | 30x60cm/12"x24"

Floor
R3 | 20x120cm/8"x48"


2.
Wall
U10 | 60x120cm/24"x48"

Floor
Y1 | 60x60cm/24"x24"



HEART WOOD

60x120cm/24"x48"



U11





Wall
U11 | 30x60cm/12"x24"

Floor
U3 | 60x120cm/24"x48"



Wall
U11 | 60x120cm/24"x48"

Floor
R1 | 20x120cm/8"x48"

Urban Cement

White Alyssum

U0

12 Faces




60x120cm / 24"x48"



60x60cm / 24"x24"



30x60cm / 12"x24"



Finishes



Matt

3-5"
Gloss

R10

Urban Cement

Quiet Gray

U1

12 Faces




60x120cm / 24"x48"



60x60cm / 24"x24"



30x60cm / 12"x24"



Finishes



Matt

3-5"
Gloss

R10

Urban Cement

Frost Gray U2

12 Faces




60x120cm / 24"x48"



60x60cm / 24"x24"



30x60cm / 12"x24"



Finishes



Matt

3-5"
Gloss

R10

Urban Cement

Dark Shadow U3

12 Faces




60x120cm / 24"x48"



60x60cm / 24"x24"



30x60cm / 12"x24"



Finishes



Matt

3-5"
Gloss

R10

Urban Cement


Blossom Pink

U4

12 Faces



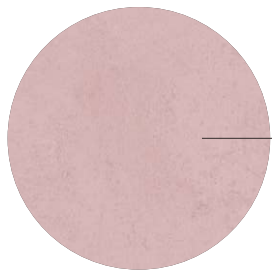
60x120cm / 24"x48"



60x60cm / 24"x24"



30x60cm / 12"x24"



Finishes



Matt

3-5"
Gloss

R10

Urban Cement

Classic Blue

U5

12 Faces




60x120cm / 24"x48"



60x60cm / 24"x24"



30x60cm / 12"x24"



Finishes



Matt

3-5"
Gloss

R10

Urban Cement

Blue Haze

U6

12 Faces




60x120cm / 24"x48"



60x60cm / 24"x24"



30x60cm / 12"x24"



Finishes



Matt

3-5"
Gloss

R10

Urban Cement

Neo Mint

U7

12 Faces



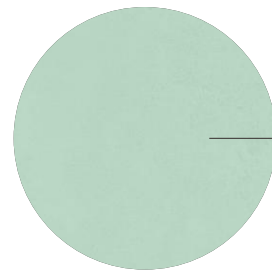
60x120cm / 24"x48"



60x60cm / 24"x24"



30x60cm / 12"x24"



Finishes



Matt

3-5"
Gloss

R10

Urban Cement

Tranquil Dawn U8

12 Faces




60x120cm / 24"x48"



60x60cm / 24"x24"



30x60cm / 12"x24"



Finishes



Matt

3-5"
Gloss

R10

Urban Cement

Local Green U9

12 Faces




60x120cm / 24"x48"



60x60cm / 24"x24"



30x60cm / 12"x24"



Finishes



Matt

3-5"
Gloss

R10

Urban Cement

Purist Blue U10

12 Faces




60x120cm / 24"x48"



60x60cm / 24"x24"



30x60cm / 12"x24"



Finishes



Matt

3-5"
Gloss

R10

Urban Cement

Heart Wood U11

12 Faces




60x120cm / 24"x48"



60x60cm / 24"x24"



30x60cm / 12"x24"



Finishes



Matt

3-5"
Gloss

R10

X QUIET GRAY

80x180cm/32"x72"



UX1



Wall
UX1 | 80x180cm/32"x72"
P9 | 60x120cm/24"x48"

Floor
UX1 | 80x180cm/32"x72"

Countertop
RMM6 | 160x320x1.2cm/63"x126"x0.5"

X FROST GRAY

80x180cm/32"x72"



UX2

UX2




Wall
UX2 | 40x180cm/16"x72"
U5 | 30x120cm/12"x48"

Floor
UX2 | 80x180cm/32"x72"

Wall
UX2 | 40x180cm/16"x72"
U5 | 30x120cm/12"x48"
Floor
UX2 | 80x180cm/32"x72"

X DARK SHADOW

80x180cm/32"x72"



UX3

UX3




Wall
UX3 | 80x180cm/32"x72"
U5 | 60x120cm/24"x48"

Floor
UX3 | 80x180cm/32"x72"


Urban Cement X

X Quiet Gray UX1

6 Faces



80x180cm / 32"x72"



Finishes



Matt


3-5"
Gloss

R10


Urban Cement X

X Frost Gray UX2

6 Faces



80x180cm / 32"x72"



Finishes



Matt


3-5"
Gloss

R10


Urban Cement X

X Dark Shadow UX3

6 Faces



80x180cm / 32"x72"



Finishes



Matt

3-5°
Gloss

R10

SUGGESTION FOR JOINT FILLING

Adhesive:MAPEI

#130 Jasmine



U0

#111 Silver grey



U1

#112 Medium grey



U2

#114 Anthracite



U3

#160 Magnolia



U4

#172 Space blue



U5

#170 Crocus blue



U6

#181 Jade green



U7 / U8 / U9

#182 Tourmaline



U10

#161 Mauve



U11

Urban Cement



12mm

Before laying, it is recommended to check the color number, size and so on, in order to achieve better results; it is suggested that the special joint mixture of Florina tile be used for all products of Florina tile; There shall be a seam for paving, and it is suggested that Florina's products have a 12mm.















Urban Cement X



10.5mm

Before laying, it is recommended to check the color number, size and so on, in order to achieve better results; it is suggested that the special joint mixture of Florina tile be used for all products of Florina tile; There shall be a seam for paving, and it is suggested that Florina's products have a 10.5mm.

Technical Performance

		TEST METHOD	INTERNATIONAL STANDARDS	FLORINA VALUE
	LENGTH	ISO 10545-2	±0.6%, ±2.0mm	±0.1%, ±1.0mm
	WIDTH	ISO 10545-2	±0.6%, ±2.0mm	±0.1%, ±1.0mm
	THICKNESS	ISO 10545-2	±5%, ±0.5mm	±1%, ±0.3mm
	SURFACE FLATNESS	ISO 10545-2	±0.5%, ±2.0mm	±0.5%, ±2.0mm
	STRAIGHTNESS OF SIDES	ISO 10545-2	±0.5%, ±1.5mm	±0.02%, ±0.1mm
	RECTANGULARITY	ISO 10545-2	±0.5%, ±2.0mm	±0.1%, ±1.0mm
	WATER ABSORPTION	ISO 10545-3	Eb<0.5%	Eb<0.5%
			Individual maximum 0.6%	Individual maximum 0.6%
	BREAKING STRENGTH	ISO 10545-4	≥1300N	≥1300N
	MODULUS OF RUPTURE	ISO 10545-4	Minimum 35	Minimum 35
			Individual minimum 32	Individual minimum 32
	STAIN RESISTANCE	ISO 10545-14	Minimum Class 3	Class 5 Livello 5 Clase5
	ABRASION RESISTANCE	ISO 10545-7	Report abrasion class	Class 3-4
			Report cycles passed	1500
	FROST RESISTANCE	ISO 10545-12	Required	Pasa
	CRAZING RESISTANCE	ISO 10545-11	Required	Pasa
	SLIP RESISTANCE	DIN 51130	From R9 to R11 Da R9 a R11	Matt R9 - R10
		DIN 51097	Class A, B and C	Matt Class B Anti-Slip Class C
		ANSI A137.1-2012	Matt μ≥0.42	Matt μ≥0.55
		AS 4586:2013 Appendix A	P0 - P5	Matt P3
		GB/T 4100-2015 Appendix M	μ≥0.5	Static friction coefficient of floor tile ≥0.5

Packing Information

Florina CERAMICS						
FORMAT(cm/in)	PCS/BOX	SMQ/BOX	KG/BOX	BOX/PALLET	SMQ/PALLET	KG/PALLET
80x180x1.05 32"x72"x0.4"	2	2.88	70	26	74.88	1820
60x120x1.2 24"x48"x0.5"	2	1.44	40	24	34.56	960
60x60x1.0 24"x24"x0.4"	4	1.44	32	40	57.60	1280
30x60x1.0 12"x24"x0.4"	8	1.44	32	40	57.60	1280