



LORETO

FG272710/YF272710

POLISHED/SATIN
120x60/47.2"x23.6"

POLISHED
SATIN



V2
47.2"x23.6"
120x60
11mm



RECTIFIED



STAIN
RESISTANCE



Marble+

Marble


Cement

Stone


Textile

Wood


Made To Measure



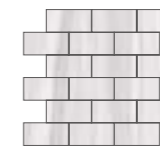
Mini-grid



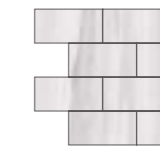
Checker board



Staggered brickwork



Staggered brickwork



Staggered brickwork

LORETO

WALL: FG272710 120×60/47.2"×23.6"
FLOOR: FG272710 120×60/47.2"×23.6"



WALL: FV273067 120×60/47.2"×23.6"
FLOOR: FG272710 120×60/47.2"×23.6"



Marble+

Marble

Cement

Stone

Textile

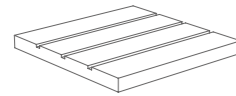
Wood

Technical Standards

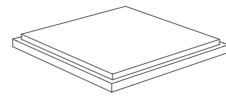
Tiles can be cut following the pattern or against the pattern. Special cuts outside this list can be provided under request.

SPECIAL PIECES

SLOT

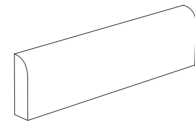


Longitudinal

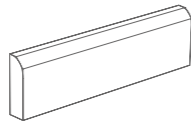


Square slot

SKIRTING

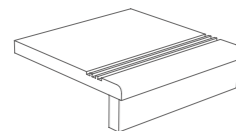


Bull-nose cut

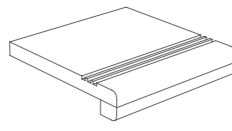


Bevel cut

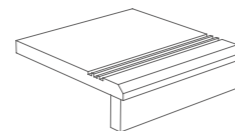
STEPS Anti-slip surface



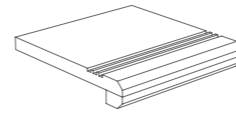
Bull-nose cut



Bull-nose cut

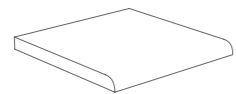


Bevel cut

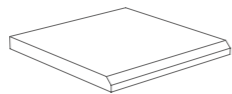


Bevel cut

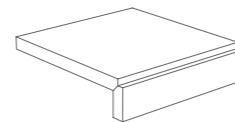
EDGES



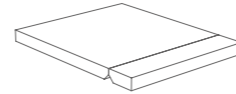
Bull-nose cut



Bevel cut

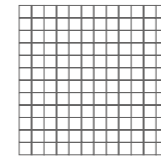


Bevel joint

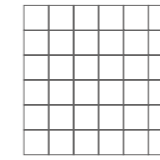


Bevel joint


MADE TO MEASURE



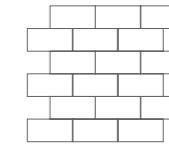
Mini-grid



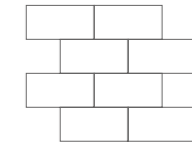
Checker board




Staggered brickwork



Staggered brickwork



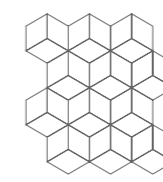
Staggered brickwork



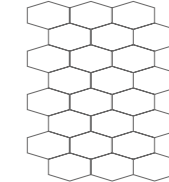
Herringbone



Hexagons



Diamond



Honeycomb

PLACEMENT GUIDE

1. Before box opening, please verify product specification/ dimension, color, etc; make sure product of the same model is put in the same area instead of blending product of different types (unless a special decorative effect is pursued on purpose).

2. Before placement, dress the wall or floor well; determine brick arrangement according to placement type; in case of directional pattern, the product shall be applied as per the marked direction to reach the optimal decorative effect.

3. During pre-placement, pull two mutually vertical lines in the dressed ground and check leveling with the spirit meter; the wall vertically is checked by the plummet.

4. The ceramic sheet is recommended to be used together with 225# cement; the ceramic tile is recommended to be used together with 325# cement or glue; before placement, the ceramic sheet shall be fully soaked instead of ceramic tile.

5. Mark line according to tile dimension and pay attention to reserve mortar joint.

6. During placement, tightly seal the joint by glue; upon request by customers, proper color additive can be used to fill in the joint.

7. During placement in main wall corner, proper amount of glue is applied to reach 1 cm thickness; put one tile in the glue; slightly knock it with a wooden hammer to ensure the tile surface, edge and the pulled line in parallel or vertical position.

8. During placement of wall tile, slightly knock on the tile a good many times till it is tightly fastened.

9. After placement in 1 hour, clean cement or other dirt in the tile surface timely till thorough cleanliness of tile surface.

10. After placement in 12 hours, make inspection by knocking on the tile surface. In case of hollow sound, rework is required.

11. Don't walk on or sweep the tile till 24 hours after placement. Thoroughly clean the tile by fresh water mixed with detergent. The shining floor and wall will be presented in front of you.

GLAZED PORCELAIN

PROPERTIES	UNIT	ISO STANDARD REQUIREMENT		RESULT	
Size & Deviation	%	SIDE	The deviation of the average size of each tile from the work size	±0.5	-0.02- +0.03
			The deviation of the average size for each tile from the work size of the 10 test specimens	±0.4	-0.01 - +0.01
		Thickness		±5	-0.1 - +1.0
Straightness of sides	%	±0.2		-0.03 - +0.06	
Rectangularity	%	±0.5		-0.06 - +0.03	
Surface flatness	mm	Center curvature		±0.4	-0.02 - +0.04
		Warpage		±0.4	-0.02 - +0.05
		Side curvature		±0.4	-0.08 - +0.05
Surface quality	-	A minimum of 95% of the tiles shall be free from chip, crack speck and visible defects that would impair the appearance of major area of		Complied	
Water absorption	%	Average: E ≤0.5		0.3%	
		Single piece: E≤0.6		0.3%	
Breaking Strength	N	When the thickness ≥7,5mm, the mean value shall not be less than 1300		2183	
Anti-slip	R	9		4	
Resistance to household chemical reagent & swimming	-	No less than Class UB after test		Class GA	
Resistance to low concentration acid or alkali	-	Report the result after test		Class GA	
Stain resistance	-	No less than Class 3 after test		Class GLA	
Certificate of static friction	-	Report the result after test		Wet	0.49
				Dry	0.57
Lead release Cadmium release	mg/dm	Report the result after test		No release	
	mg/L			No release	

UNGLAZED PORCELAIN

PROPERTIES	UNIT	ISO STANDARD REQUIREMENT		RESULT	
Size & Deviation	%	SIDE	The deviation of the average size of each tile from the work size	±0.5	-0.01- +0.02
			The deviation of the average size for each tile from the work size of the 10 test specimens	±0.4	-0.02 - +0.01
		Thickness		±5	-0.9 - +0.9
Straightness of sides	%	±0.2		-0.04 - +0.05	
Rectangularity	mm	Length difference of opposite sides ≤2.0		0.5	
		Length difference of diagonal lines ≤2.0		0.3	
Surface flatness	mm	Upward warpage		≤2.0	0.3
		Downward warpage		≤2.0	0.3
Surface quality	-	A minimum of 95% of the tiles shall be free from chip, crack speck and visible defects that would impair the appearance of major area of tiles		Complied	
Water absorption	%	Average: E ≤0.5		0.06%	
		Single piece: E≤0.6		0.4%-0.08%	
Breaking strength	N	If thickness ≥7.5mm, N≥1300		2491	
Modulus of Rupture	MPA	Average: ≥35 Single piece: ≥32		59.8 40.7-84.1	
Abrasion resistance	mm	Abrasion CBM ≤175		116	
Glossiness	-	≥55		88-90	
Resistance to household chemical reagent & swimming pool alkali	-	No less than Class UB after test		Class UA	
Thermal shock resistance	-	Report the result after test		No crack	
Resistance to low concentration acid or alkali	-	Report the result after test		Class ULA	
Stain resistance	-	No less than Class 3 after test		Class 5	
Coefficient of linear expansion	-	Report the result after test		7.1x10 ⁻⁶	
Moisture expansion (mm/m)	-	Report the result after test		<0.01	
Shock recovery coefficient	-	Report the result after test		0.83	
Certificate of static friction	-	Report the result after test		Wet	0.53
				Dry	0.59