

GARDEN ENCLOSURES

PRODUCT GUIDE 2025





TABLE OF CONTENTS

GARDEN ENCLOSURE LAYOUTS	4
GARDEN ENCLOSURE FENCE STYLES	6
NANTUCKET PICKET	8
SAG HARBOR POST & WIRE	10
5" HORIZONTAL-VERTICAL LATTICE	12
MORGAN POST & RAIL	14
FEATURES AND OPTIONS	16
ADD-ON PRODUCTS	18
PRODUCT DETAILS	22



Garden fences that protect with elegance.

Elegant fence solutions protect plants and create a beautiful focal point of the backyard landscape. Choose from our selection of signature garden fence styles and customize with post caps, curved sections, arbor entryways, and much more. Don't see a fence style you love? View our entire fence collection to find the perfect garden enclosure design.

GARDEN ENCLOSURE LAYOUT EXAMPLES

5HV LATTICE

16' x 16' Enclosure

Straight Fence Sections

Wire continues below grade

Customization:

Annisquam Scallop Gate



MORGAN WITH WIRE

28' x 24' Enclosure

Straight Fence Sections

Single Walk Gate at front and back entry

Wire continues below grade

Customization:

Garden Arbor at front and back entry



NANTUCKET

16' x 16' Enclosure
Straight Fence Sections

Customization:

Chelsea Picket Walk Gate



SAG HARBOR

24' x 16' Enclosure
Straight Fence Sections
Wire continues below grade

Customization:

Chippendale Star Walk Gate

Sheffield Arbor with Picket Back Bench





Sag Harbor Garden Enclosure in Verde Green

GARDEN ENCLOSURE FENCE STYLES


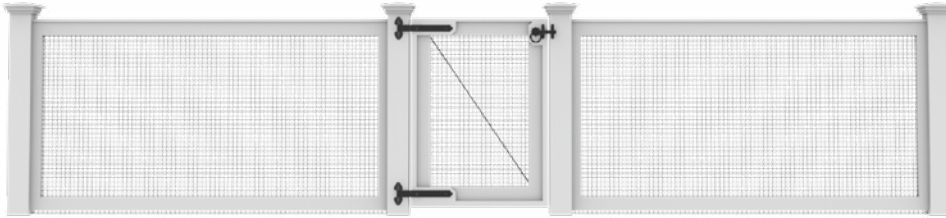
Walpole Outdoors has developed a Garden Enclosure program that provides a range of design styles and customization options to create a garden fence unique to your landscape and aesthetics. Our expert Design Consultants are available to discuss these options and visit the site to ensure every customer finds the perfect garden enclosure solution.

Our garden fence program includes four distinctive styles, from classic to contemporary designs, with a variety of customization options. Designing a backyard garden is a collaborative process that allows you to craft an outdoor space that is not only visually appealing but also serves a functional purpose of protecting your plants.

SAG HARBOR

CEDAR


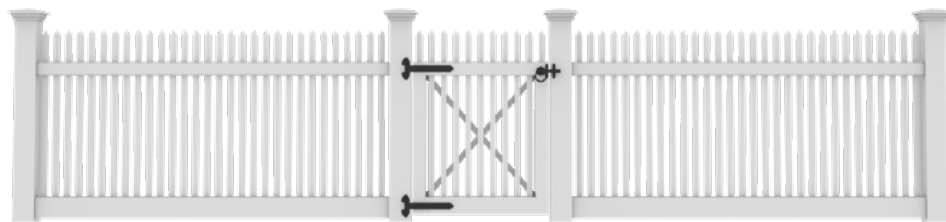
CPVC



NANTUCKET

CEDAR

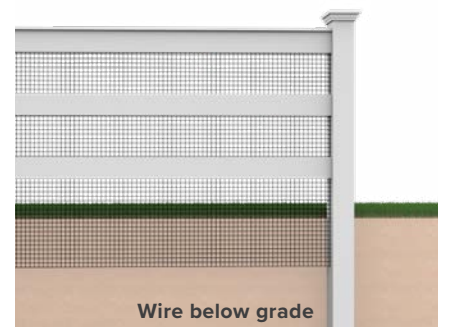
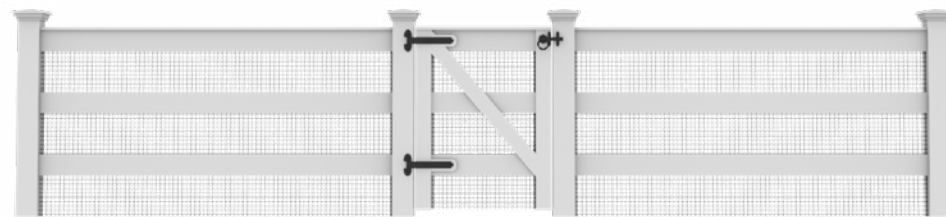
CPVC



MORGAN

CEDAR

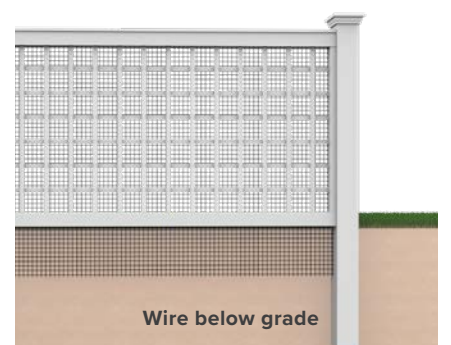
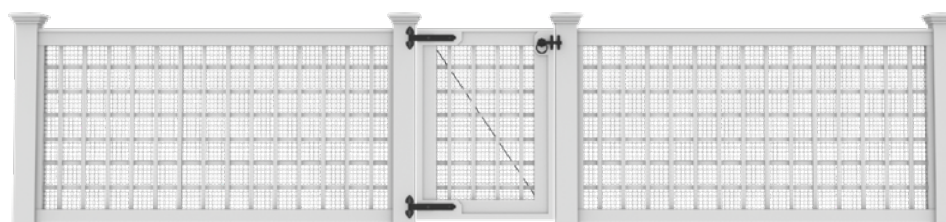
CPVC



5HV LATTICE WITH WIRE

CEDAR

CPVC




GARDEN FENCE STYLES

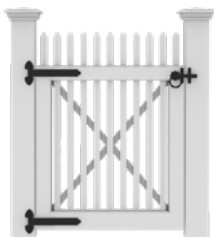
Nantucket

With its tidy pickets, the Nantucket features an airy lightness that complements almost any landscape while providing an elegant solution to a garden enclosure. Available in Solid Cellular Vinyl or White Cedar.

SIGNATURE

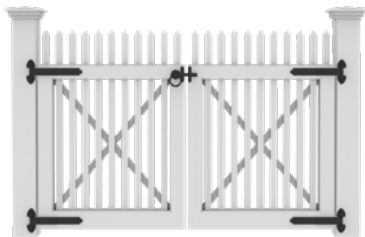


Straight




Straight

Double gates are comprised of two single gates.




Straight


CUSTOMIZATIONS



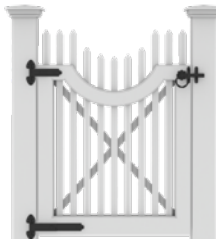
Picket Only Scallop



Picket Only Scallop



Scallop



Annisquam Scallop

Double gates are comprised of two single gates.



Nantucket Garden Fence



SEE ALL NANTUCKET SIZES


Nantucket fence section and gate sizes are listed on Page 22.

GARDEN FENCE STYLES


Sag Harbor

The Sag Harbor’s contemporary framing features sleek lines and maximum transparency without sacrificing durability. The fence is fabricated in panel sections with 3½” tall rails, 2½” wide side frames, and a flat fence cap. To protect plantings, up to 12” of wire extends below grade. Available in Solid Cellular Vinyl or White Cedar.

SIGNATURE

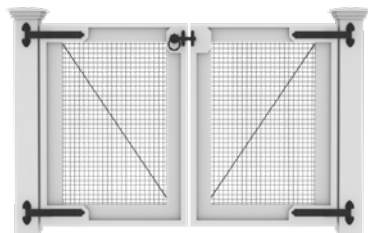


Straight



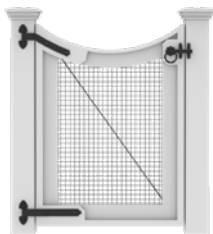
Straight

Double gates are comprised of two single gates.

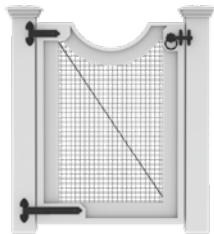


Straight

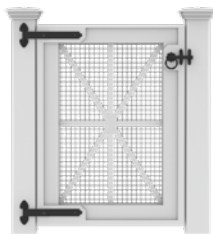
CUSTOMIZATIONS




Scallop



Annisquam Scallop



Sunburst



Chippendale Star with Wire

Chippendale Star and Sunburst Gates are not available in all sizes.

Double gates are comprised of two single gates.



TOP Cedar Sag Harbor Garden Fence
with Southport Post Caps


BOTTOM Sag Harbor Garden Fence with
Chippendale Star Gate

GARDEN FENCE STYLES


5” Horizontal Vertical Lattice with Wire

With neatly woven horizontal and vertical lines running opposite ways, this fence creates a bright and airy enclosure for your garden. A garden wire that extends up to 12” below grade protects plantings while still allowing the charm of this enclosure to be the star of the garden. Available in Solid Cellular Vinyl or Cedar.

SIGNATURE

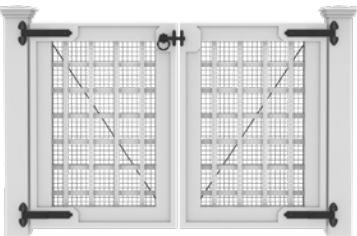


Straight



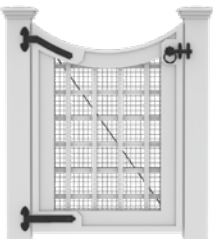
Straight

Double gates are comprised of two single gates.

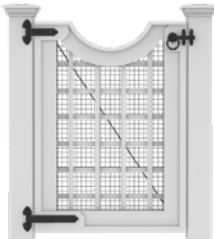


Straight

CUSTOMIZATIONS



Scallop



Scallop

Double gates are comprised of two single gates.



TOP 5HV Lattice Garden Fence with Scallop Gate

BOTTOM 5HV Lattice Garden Fence in Iron Ore
with Bedford Post Caps


GARDEN FENCE STYLES

Morgan with Wire

Designed to contain horses and livestock, this sturdy yet beautiful fence is perfect for any pastoral or garden setting. 3'H with two rails. 3½'H or 4'H with three rails. To protect plantings, up to 12" of wire extends below grade. Available in Solid Cellular Vinyl or White Cedar.


SIGNATURE

2-RAIL FOR 3'H

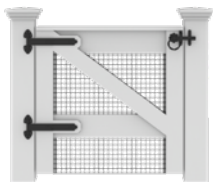


Straight

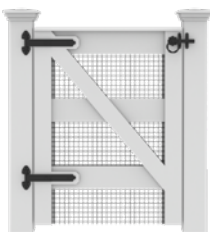
3-RAIL FOR 3.5'H OR 4'H



Straight

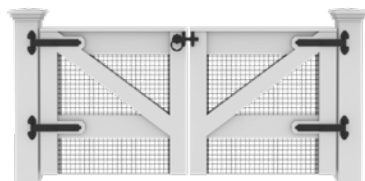


Straight



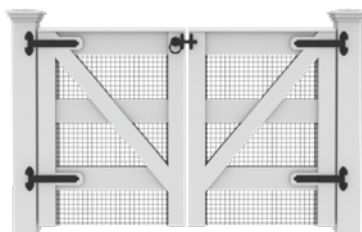
Straight

Double gates are comprised of two single gates.



Straight

Double gates are comprised of two single gates.



Straight








Morgan 3-Rail Garden Fence

FEATURES AND OPTIONS

PAINT COLORS

Our quality controlled in-line coating system ensures uniform coverage on your garden fence. We use only top quality VinylSafe paint, offered with a 25-year warranty. Products are pre-finished in white unless one of our signature paint colors (below) are specified. We can also custom mix our coatings to meet unique style needs.

Signature paint colors

				
SW 7006 Extra White	SW 7024 Functional Gray	SW 3021 Spicewood (Woodscapes)	SW 7069 Iron Ore	SW Custom Verde Green

MATERIALS

All garden fence styles are offered in low-maintenance solid cellular vinyl and White Cedar. Solid Cellular Vinyl fences can be painted a variety of vinyl-safe colors as shown above. Cedar fences may be stained in these same colors or left to age naturally into a silvery-gray color.

Solid Cellular Vinyl



Nantucket Picket - White



Sag Harbor- Verde Green


Cedar



Sag Harbor - Unstained

FENCE WITH WIRE


All garden fence styles, with the exception of the Nantucket Picket fence, are designed with 1" x 1" welded wire to protect plants from intruders. The wire extrudes from the bottom fence rail and is buried below grade.



1" x 12 ga
Welded Wire
**Sag Harbor
Wire Detail**



1" x 12 ga
Welded Wire
**5HV Lattice
Wire Detail**




1" x 12 ga
Welded Wire
**Morgan
Wire Detail**

POSTS AND POST CAPS

Each of the four garden fence styles are designed with our standard 5½” square posts with steel core and come standard with the Westport post cap. Several additional post and post cap styles are available as optional upgrades.

5½” Square Post with Westport Cap




Optional Post Upgrades (5½” sq)



3 Flutes



5 Flutes



Eased Edges

Optional Post Cap Upgrades



Falmouth



Colonial



Southport



Bedford



Bevel



Copper



Contemporary

GATE HARDWARE

Our walk gates are accented with a collection of quality hardware that is crafted from low carbon steel, hot dip galvanized, and finished with a semi-gloss black powder coating. Powder-coated stainless steel options are available for coastal locations. Choose from our standard hardware kit with twisted ring latch or the contemporary kit.

Twisted Ring Gate Latch



Front



Back

Contemporary Ring Gate Latch



Front



Back

Reversible Strap Hinge Pair



Straight-Top



Straight-Bottom

Contemporary Strap Hinge Pair



Top



Bottom



Scalloped-Top



Scalloped-Bottom



Gate Stop



Cane Bolt
(Double Gates)

Custom stainless steel powder coated curve strap hinge (not pictured) is also available.

ADD-ON PRODUCTS

ARBORS

A visual anchor for your garden, arbors add a striking focal point to the garden enclosure. Select from one of our many arbors to enhance your walk gate and create a charming entry; a few examples are shown below.



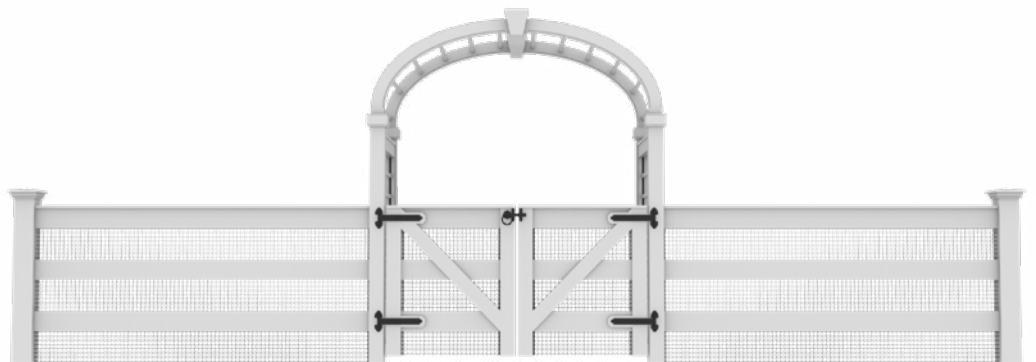
Spindle Top Arbor
4.5' W shown



4'H Scalloped Nantucket Garden Fence with Spindle Top Arbor




Sheffield Arbor
6' W shown



3.5'H Morgan Garden Fence with 6'W Sheffield Arbor



Garden Arbor
4.5' W shown



4'H Sag Harbor Garden Fence and Sunburst Gate with Garden Arbor



Garden Arbor with Westchester Fence
(see Perimeter Fence Product Guide for
more information about this fence style)



SEE ALL ARBORS

View all Arbor styles and sizes in our
comprehensive Arbor Product Guide.

ADD-ON PRODUCTS

OBELISKS AND PLANTERS


A well-curated garden is about more than what comes out of the soil each season. It's a distinct, dynamic space to be enjoyed year-round. Obelisks provide a decorative and durable support for climbing plants, and planters are the perfect way to showcase seasonal displays of color.



Large Obelisk

Small Obelisk

Both sizes available in White or Verde Green and with Sphere or Southport Copper cap (sold separately)



Square Paneled Planter

Orangerie Planter

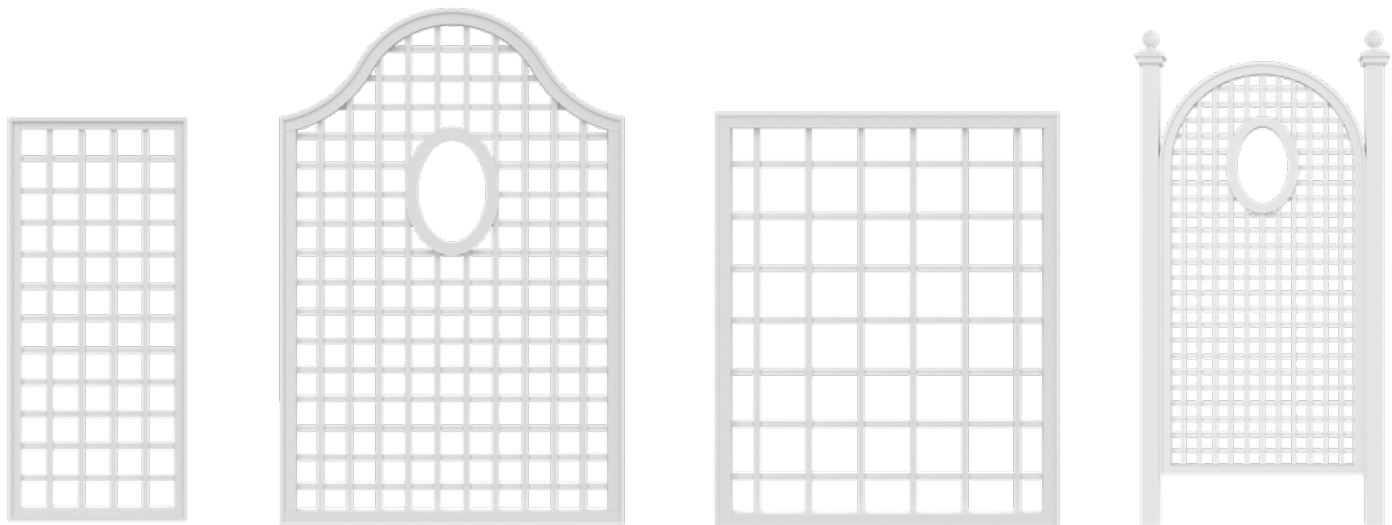
Tapered Rockport Planter

Wimberley Planter

Shown above are just a few of our many planters, all crafted in solid cellular vinyl.

LATTICE PANELS

These handcrafted lattice panels can serve many purposes in your backyard garden—a framework for climbing plants, a visual barrier for garden storage, or a beautiful focal point for your garden. Choose from among our selection of freestanding lattice panels or those that attach to the side of your home or garden shed.




Manhasset Lattice Panel

Cameo Lattice Panel

Woodbury Lattice Panel

Lattice with Oval Cut-Out



Courtyard Privacy Screen



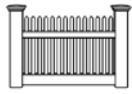
SEE ALL GARDEN ACCESSORIES

Please refer to the Curb Appeal Product Guide to view our complete selection of garden accessories.

NANTUCKET

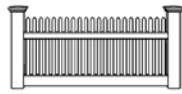


CPVC
CEDAR



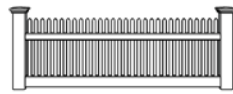
3'H x 4'W
75473H04G

10473H04G



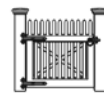
3'H x 6'W
75473H06G

10473H06G



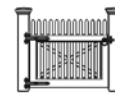
3'H x 8'W
75473H08G

10473H08G




3'H x 3'W
7547G3H3WG

1047G3H3WG



3'H x 3.5'W
7547G3H35WG

1047G3H35WG



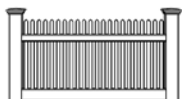
3'H x 4'W
7547G3H4WG

1047G3H4WG



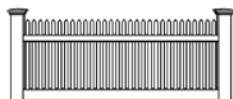
3.5'H x 4'W
754735H04G

104735H04G



3.5'H x 6'W
754735H06G

104735H06G



3.5'H x 8'W
754735H08G

104735H08G



3.5'H x 3'W
7547G35H3WG

1047G35H3WG




3.5'H x 3.5'W
7547G35H35WG

1047G35H35WG




3.5'H x 4'W
7547G35H4WG

1047G35H4WG



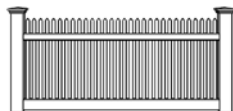
4'H x 4'W
75474H04G

10474H04G



4'H x 6'W
75474H06G

10474H06G



4'H x 8'W
75473H08G

10474H08G



4'H x 3'W
7547G4H3WG

1047G4H3WG



4'H x 3.5'W
7547G4H35WG

1047G4H35WG



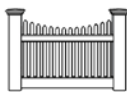
4'H x 4'W
7547G4H4WG

1047G4H4WG

SCALLOP PICKET SECTIONS

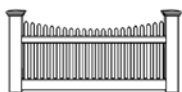
Add appropriate SL code

Picket Only Scallop



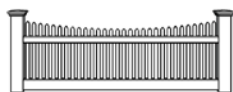
3'H x 4'W
75473H04G

10473H04G



3'H x 6'W
75473H06G

10473H06G



3'H x 8'W
75473H08G

10473H08G



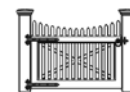
3'H x 3'W
7547G3H3WG

1047G3H3WG



3'H x 3.5'W
7547G3H35WG

1047G3H35WG



3'H x 4'W
7547G3H4WG

1047G3H4WG

Picket Only Scallop



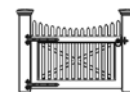
3'H x 3'W
7547G3H3WG

1047G3H3WG




3'H x 3.5'W
7547G3H35WG

1047G3H35WG



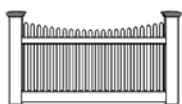
3'H x 4'W
7547G3H4WG

1047G3H4WG



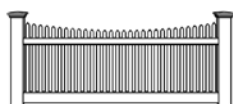
3.5'H x 4'W
754735H04G

104735H04G




3.5'H x 6'W
754735H06G

104735H06G



3.5'H x 8'W
754735H08G

104735H08G



3.5'H x 3'W
7547G35H3WG

1047G35H3WG



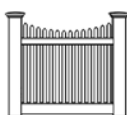
3.5'H x 3.5'W
7547G35H35WG

1047G35H35WG



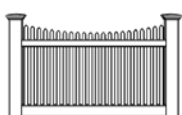
3.5'H x 4'W
7547G35H4WG

1047G35H4WG



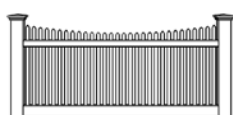
4'H x 4'W
75474H04G

10474H04G



4'H x 6'W
75474H06G

10474H06G



4'H x 8'W
75473H08G

10474H08G



4'H x 3'W
7547G4H3WG

1047G4H3WG



4'H x 3.5'W
7547G4H35WG

1047G4H35WG



4'H x 4'W
7547G4H4WG

1047G4H4WG

NANTUCKET CONT'D

CPVC
CEDAR

SCALLOP GATES

Add appropriate SL code

Scallop



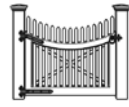
3.5'H x 3'W
7547G35H3WG

1047G35H3WG



3.5'H x 3.5'W
7547G35H35WG

1047G35H35WG



3.5'H x 4'W
7547G35H4WG

1047G35H4WG

Annisquam Scallop



3.5'H x 3'W
7547G35H3WG

1047G35H3WG



3.5'H x 3.5'W
7547G35H35WG

1047G35H35WG



3.5'H x 4'W
7547G35H4WG

1047G35H4WG



4'H x 3'W
7547G4H3WG

1047G4H3WG



4'H x 3.5'W
7547G4H35WG

1047G4H35WG



4'H x 4'W
7547G4H4WG

1047G4H4WG



4'H x 3'W
7547G4H3WG

1047G4H3WG



4'H x 3.5'W
7547G4H35WG

1047G4H35WG



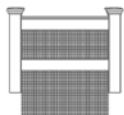
4'H x 4'W
7547G4H4WG

1047G4H4WG

MORGAN WITH WIRE



CPVC
CEDAR



3'H x 4'W
75523H04G

10523H04G



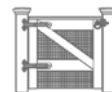
3'H x 6'W
75523H06G

10523H06G



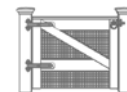
3'H x 8'W
75523H08G

10523H08G



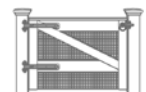
3'H x 3'W
7552G3H2R3WG

1052G3H3WG



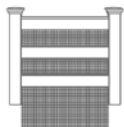
3'H x 3.5'W
7552G3H2R35WG

1052G3H35WG



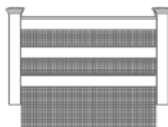
3'H x 4'W
7552G3H2R4WG

1052G3H4WG



3.5'H x 4'W
755235H04G

105235H04G



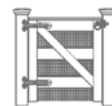
3.5'H x 6'W
755235H06G

105235H06G



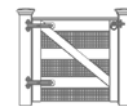
3.5'H x 8'W
755235H08G

105235H08G



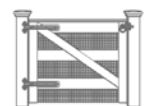
3.5'H x 3'W
7552G35H3R3WG

1052G35H3WG



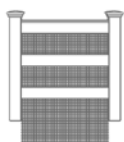
3.5'H x 3.5'W
7552G35H3R35WG

1052G35H35WG



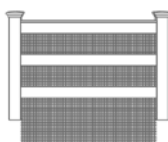
3.5'H x 4'W
7552G35H3R4WG

1052G35H4WG




4'H x 4'W
75524H04G

10524H04G



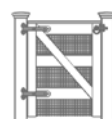
4'H x 6'W
75524H06G

10524H06G



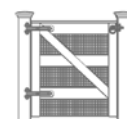
4'H x 8'W
75524H08G

10524H08G



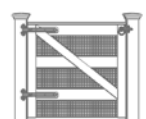
4'H x 3'W
7552G4H3R3WG

1052G4H3WG



4'H x 3.5'W
7552G4H3R35WG

1052G4H35WG



4'H x 4'W
7552G4H3R4WG

1052G4H4WG

5HV LATTICE WITH WIRE




CPVC
CEDAR




3'H x 4'W
75305HV3H04G

10305HV3H04G



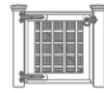
3'H x 6'W
75305HV3H06G

10305HV3H06G



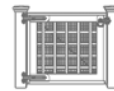
3'H x 8'W
75305HV3H08G

10305HV3H08G



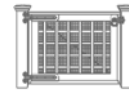
3'H x 3'W
7530G5HV3H3WG

1030G5HV3H3WG



3'H x 3.5'W
7530G5HV3H35WG

1030G5HV3H35WG




3'H x 4'W
7530G5HV3H4WG

1030G5HV3H4WG



3.5'H x 4'W
75305HV35H04G

10305HV35H04G




3.5'H x 6'W
75305HV35H06G

10305HV35H06G



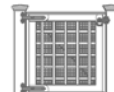
3.5'H x 8'W
75305HV35H08G

10305HV35H08G



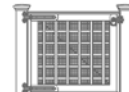
3.5'H x 3'W
7530G5HV35H3WG

1030G5HV35H3WG



3.5'H x 3.5'W
7530G5HV35H35WG

1030G5HV35H35WG




3.5'H x 4'W
7530G5HV35H4WG

1030G5HV35H4WG




4'H x 4'W
75305HV4H04G

10305HV4H04G



4'H x 6'W
75305HV4H06G

10305HV4H06G



4'H x 8'W
75305HV4H08G

10305HV4H08G




4'H x 3'W
7530G5HV4H3WG

1030G5HV4H3WG



4'H x 3.5'W
7530G5HV4H35WG

1030G5HV4H35WG



4'H x 4'W
7530G5HV4H4WG

1030G5HV4H4WG

SCALLOP GATES

Add appropriate SL code

Scallop



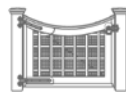
3'H x 3'W
7530G5HV3H3WG

1030G5HV3H3WG



3'H x 3.5'W
7530G5HV3H35WG

1030G5HV3H35WG



3'H x 4'W
7530G5HV3H4WG

1030G5HV3H4WG



3.5'H x 3'W
7530G5HV35H3WG

1030G5HV35H3WG



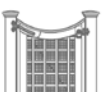
3.5'H x 3.5'W
7530G5HV35H35WG

1030G5HV35H35WG



3.5'H x 4'W
7530G5HV35H4WG

1030G5HV35H4WG



4'H x 3'W
7530G5HV4H3WG

1030G5HV4H3WG



4'H x 3.5'W
7530G5HV4H35WG

1030G5HV4H35WG



4'H x 4'W
7530G5HV4H4WG

1030G5HV4H4WG

Annisquam Scallop



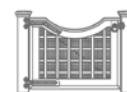
3'H x 3'W
7530G5HV3H3WG

1030G5HV3H3WG



3'H x 3.5'W
7530G5HV3H35WG

1030G5HV3H35WG



3'H x 4'W
7530G5HV3H4WG

1030G5HV3H4WG



3.5'H x 3'W
7530G5HV35H3WG

1030G5HV35H3WG



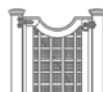
3.5'H x 3.5'W
7530G5HV35H35WG

1030G5HV35H35WG



3.5'H x 4'W
7530G5HV35H4WG

1030G5HV35H4WG



4'H x 3'W
7530G5HV4H3WG

1030G5HV4H3WG



4'H x 3.5'W
7530G5HV4H35WG

1030G5HV4H35WG



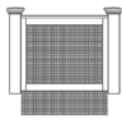
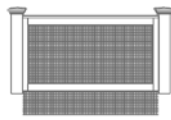

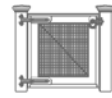
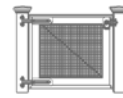
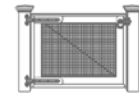
4'H x 4'W
7530G5HV4H4WG

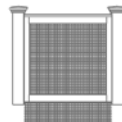
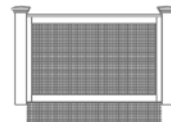

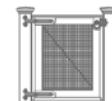
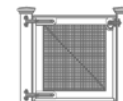
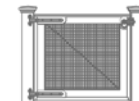
1030G5HV4H4WG

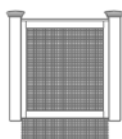
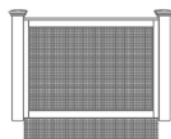

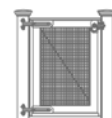
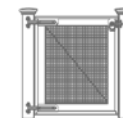
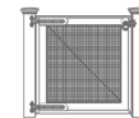
SAG HARBOR



CPVC
CEDAR

					
3'H x 4'W 75313H04G	3'H x 6'W 75313H06G	3'H x 8'W 75313H08G	3'H x 3'W 7531G3H3W	3'H x 3.5'W 7531G3H35W	3'H x 4'W 7531G3H4W
10313H04G	10313H06G	10313H06G	1031G3H3W	1031G3H35W	1031G3H4W

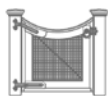
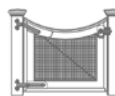
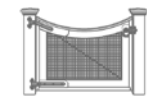
					
3.5'H x 4'W 753135H04G	3.5'H x 6'W 753135H06G	3.5'H x 8'W 753135H08G	3.5'H x 3'W 7531G35H3W	3.5'H x 3.5'W 7531G35H35W	3.5'H x 4'W 7531G35H4W
103135H04G	103135H06G	103135H06G	1031G35H3W	1031G35H35W	1031G35H4W

					
4'H x 4'W 75314H04G	4'H x 6'W 75314H06G	4'H x 8'W 75314H08G	4'H x 3'W 7531G4H3W	4'H x 3.5'W 7531G4H35W	4'H x 4'W 7531G4H4W
10314H04G	10314H06G	10314H06G	1031G4H3W	1031G4H35W	1031G4H4W

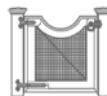
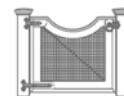
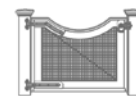
SAG HARBOR GATES

Add appropriate SL code

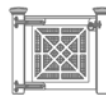
Scallop

		
3'H x 3'W 7531G3H3W	3'H x 3.5'W 7531G3H35W	3'H x 4'W 7531G3H4W
1031G3H3W	1031G3H35W	1031G3H4W

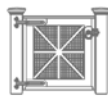
Annisquam Scallop

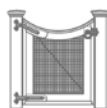
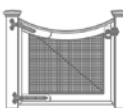
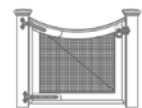
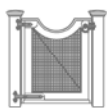
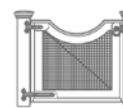
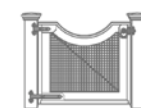
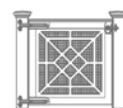
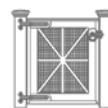
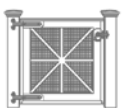
		
3'H x 3'W 7531G3H3W	3'H x 3.5'W 7531G3H35W	3'H x 4'W 7531G3H4W
1031G3H3W	1031G3H35W	1031G3H4W


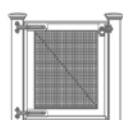
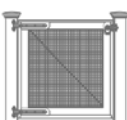
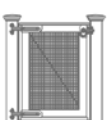
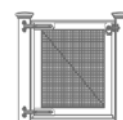
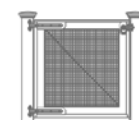
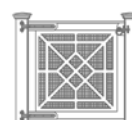
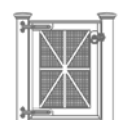
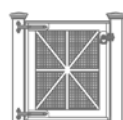
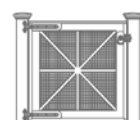
Chippendale Star


3'H x 3'W 7962WG3H3W

Sunburst


3'H x 3'W 7960G3H3W

								
3.5'H x 3'W 7531G35H3W	3.5'H x 3.5'W 7531G35H35W	3.5'H x 4'W 7531G35H4W	3.5'H x 3'W 7531G35H3W	3.5'H x 3.5'W 7531G35H35W	3.5'H x 4'W 7531G35H4W	3.5'H x 3.5'W 7962WG35H35W	3.5'H x 3'W 7960G35H3W	3.5'H x 3.5'W 7960G35H35W
1031G35H3W	1031G35H35W	1031G35H4W	1031G35H3W	1031G35H35W	1031G35H4W			

									
4'H x 3'W 7531G4H3W	4'H x 3.5'W 7531G4H35W	4'H x 4'W 7531G4H4W	4'H x 3'W 7531G4H3W	4'H x 3.5'W 7531G4H35W	4'H x 4'W 7531G4H4W	4'H x 4'W 7962WG4H4W	4'H x 3'W 7960G34H3W	4'H x 3.5'W 7960G4H35W	4'H x 4'W 7960G4H4W
1031G4H3W	1031G4H35W	1031G4H4W	1031G4H3W	1031G4H35W	1031G4H4W				

GARDEN ENCLOSURES

THE WALPOLE OUTDOORS TRADE PROGRAM

We're an extension of your team.

For nearly a century, Walpole Outdoors has been synonymous with exceptional craftsmanship, creating premium, handcrafted outdoor products and structures. As a trusted partner to skilled industry professionals, we offer a seamless collaboration experience — from concept to installation — ensuring that every detail meets your exacting standards.

Solutions for your customer. Support for your business.



**DEDICATED
SUPPORT**

A team ready to assist you throughout the project lifecycle.

**LAYOUT
ASSISTANCE**

Expert guidance to help bring your design ideas to life.

**ESTIMATING
TOOLS**

Access to advanced tools for accurate project cost estimation.

**DETAILED DRAWINGS
AND SPECIFICATIONS**

Comprehensive plans and specs to ensure smooth implementation.



LIVE OUTSIDE EXPECTATIONS

For those who seek the extraordinary in both product and service, Walpole Outdoors stands in a class by itself.

Our artisans combine modern technology with time-honored techniques, ensuring an unwavering commitment to quality.

One of a kind, not more of the same. Our customizable designs give you the freedom to create.

Discerning eyes recognize the artistry and precision that define Walpole Outdoors products. High-quality craftsmanship is our symbol of distinction.

We are known for our attention to detail — in the products we create, and with every customer interaction.

Walpole Outdoors™

255 PATRIOT PLACE, FOXBOROUGH, MA 02035



Visit walpoleoutdoors.com

Find even more inspiration, learn about our unique capabilities, and purchase items to be shipped nationwide from our online catalog.

Call (866) 447-2372

Talk to us today for more information before placing an order or to schedule a complimentary in-person or virtual design consultation.

Visit a Walpole Outdoors Design Center

Walpole Outdoors has design centers across the country where you can see our products and structures on display and speak with a knowledgeable consultant. Ask your local showrooms about installation and delivery of your products.

DESIGN CENTERS

Corporate Headquarters

255 Patriot Place, Foxborough, MA 02035
508.474.8450

Massachusetts

958 E. Falmouth Hwy, E. Falmouth, MA 02536
508.444.8016

Connecticut

181 Westport Ave, Norwalk, CT 06851
203.255.9010

Rhode Island

1350-A Bald Hill Rd, Warwick, RI 02886
401.519.7923

New York

200 Glen Cove Rd, Old Brookville, NY 11545
516.363.1290

New Jersey

540 Tabor Rd, Morris Plains, NJ 07950
973.828.8196

Virginia

102 Executive Dr, Bay C, Sterling, VA 20166
301.983.6040

PARTNERS

Florida

Philips Garden Store, Jacksonville, FL
Treasure Cove, Sarasota, FL
MJ Weremay Design, Ormond Beach, FL
Seaside Exteriors, Hobe Sound, FL
Artisan Outdoor Living, Wildwood, FL

Massachusetts

Pine Harbor, Hyannis, MA
Pine Harbor, Harwich, MA

New Jersey

Bain's Outdoor Living, Rumson, NJ

New York

Bay Gardens, East Moriches, NY

North Carolina

Structerra Outdoor, Raleigh, NC

Pennsylvania

Bucks Country Gardens, Doylestown, PA

South Carolina

Structerra, North Charleston, SC

