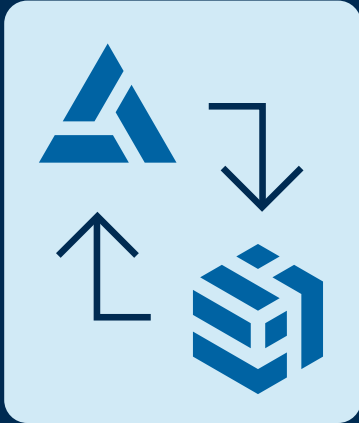


Take Your Estimate from Bid to Buyout with Accubid Anywhere and Supplier Xchange

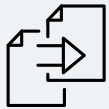


Connect Estimating and Procurement in One Efficient Workflow

A project's profitability and likelihood of success fundamentally relies on having access to up-to-date material pricing information to create accurate and achievable estimates. Now, contractors can confidently use their estimate data to create a Bill of Materials (BOM) for procurement by utilizing the workflow connecting Accubid® Anywhere estimating software and Supplier Xchange for procurement.

Connecting the estimating and procurement processes from bid to buyout helps create a more efficient, accurate and collaborative workflow, which can lead to cost savings, improved project timelines and enhanced project success.

Benefits



Increase cross-team project visibility and collaboration

Avoid disjointed communication with colleagues and distributors. Share material information and simplify hand-offs across teams to improve each stakeholder's visibility into project milestones.



Ensure material pricing and purchasing consistency

Stop wasting time and duplicating efforts. Using the Supplier Xchange real-time pricing and procurement workflows, you can digitally purchase materials directly from the same preferred suppliers you used to price your original estimate.



Minimize manual data entry and errors

Eliminate re-keying Bill of Materials (BOM) data across applications. Leverage your estimate BOM to create purchase orders in Supplier Xchange, which can sync directly with your ERP for streamlined workflows.



Speed up project timelines

Skip the manual export/import process and instantly sync your project data across multiple applications. This provides more efficient, accurate and standardized ways of connecting and transferring data from bid to buyout.

Who Benefits?

Estimators

Streamline the estimating-to-purchasing handoff with instant application sync.

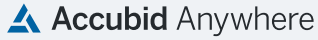
Purchasers

Digitally order from your preferred suppliers to simplify communication and minimize manual data entry.

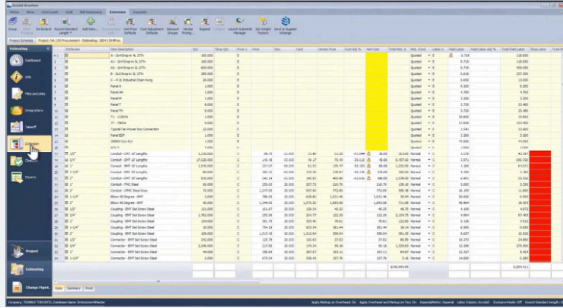
Accountants

Save time and avoid errors by automatically syncing purchase order line item data directly into your ERP.

Products Used in the Workflow

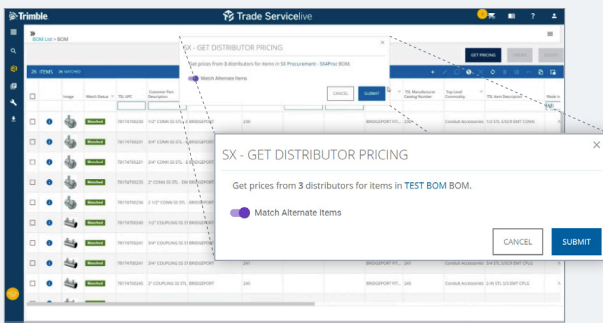


How does it work?



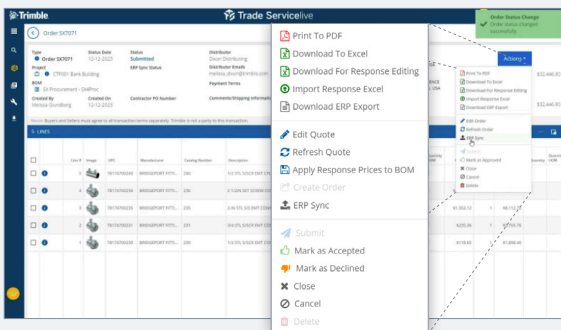
1. Access your material list from your winning bid in Accubid Anywhere

Within the Extension screen, use the “Send to Supplier Xchange” button to automatically create and send a Bill of Materials (BOM) to Supplier Xchange.



2. Manage the BOM within Supplier Xchange to get project pricing and submit orders.

Identify your desired supplier(s), get pricing, validate items and submit your order.



3. Submit and sync digital purchase orders

Submit your Purchase Orders to your suppliers and, once approved, sync the Purchase Order directly into your ERP with the click of a button.

See it
in action

