

25⁺ YRS Social Thinking[®]

USING THE SOCIAL THINKING METHODOLOGY THE FIRST 6 WEEKS OF SCHOOL

A quick guide to teaching the thinking behind the doing

USE VISUAL SUPPORTS

Props like thought bubbles/ talking bubbles help to make abstract concepts concrete

TALK ABOUT THE “GROUP PLAN” INSTEAD OF “SCHEDULE”

This reminds students they are part of a bigger whole and gives content for expectations

CALL ON/DISMISS STUDENTS NONVERBALLY BY “THINKING WITH YOUR EYES”

This helps students to practice observing and using their eyes to gather information.

WHEN SETTING EXPECTATIONS: SITUATION + PEOPLE

Have students observe and discuss. What are the hidden rules, given the specific situation and people involved?

USE VOCAB TO TEACH NOT SCOLD/REDIRECT

Aim for a 4:1 ratio:
4 expected behaviors for every 1 unexpected behavior

Step 1: Print
Step 2: Cut
Step 3: Laminate

25⁺ YRS Social Thinking[®]

USING THE SOCIAL THINKING METHODOLOGY THE FIRST 6 WEEKS OF SCHOOL

A quick guide to teaching the thinking behind the doing

USE VISUAL SUPPORTS

Props like thought bubbles/ talking bubbles help to make abstract concepts concrete

TALK ABOUT THE “GROUP PLAN” INSTEAD OF “SCHEDULE”

This reminds students they are part of a bigger whole and gives content for expectations

CALL ON/DISMISS STUDENTS NONVERBALLY BY “THINKING WITH YOUR EYES”

This helps students to practice observing and using their eyes to gather information.

WHEN SETTING EXPECTATIONS: SITUATION + PEOPLE

Have students observe and discuss. What are the hidden rules, given the specific situation and people involved?

USE VOCAB TO TEACH NOT SCOLD/REDIRECT

Aim for a 4:1 ratio:
4 expected behaviors for every 1 unexpected behavior


For more information, watch the free webinar on face-to-face communication.

Copyright© 2021 Think Social Publishing, Inc. All Rights Reserved. www.socialthinking.com. Special thanks to Kari Zweber Palmer (Social Thinking Speaker/Trainer) for image. Copy for educational purposes only. Do not post online, distribute, or sell.

**25⁺ Social
YRS! Thinking®**


USING THE SOCIAL THINKING METHODOLOGY THE FIRST 6 WEEKS OF SCHOOL

A quick guide to teaching the thinking
behind the doing




USE VISUAL SUPPORTS

Props like thought bubbles/ talking bubbles help to make abstract concepts concrete




TALK ABOUT THE “GROUP PLAN” INSTEAD OF “SCHEDULE”

This reminds students they are part of a bigger whole and gives content for expectations




CALL ON/DISMISS STUDENTS NONVERBALLY BY “THINKING WITH YOUR EYES”

This helps students to practice observing and using their eyes to gather information.



WHEN SETTING EXPECTATIONS: SITUATION + PEOPLE

Have students observe and discuss. What are the hidden rules, given the specific situation and people involved?



USE VOCAB TO TEACH NOT SCOLD/REDIRECT


Aim for a 4:1 ratio:
4 expected behaviors for every 1 unexpected behavior

Step 1: Print
Step 2: Cut
Step 3: Laminate

**25⁺ Social
YRS! Thinking®**


USING THE SOCIAL THINKING METHODOLOGY THE FIRST 6 WEEKS OF SCHOOL

A quick guide to teaching the thinking
behind the doing




USE VISUAL SUPPORTS

Props like thought bubbles/ talking bubbles help to make abstract concepts concrete




TALK ABOUT THE “GROUP PLAN” INSTEAD OF “SCHEDULE”

This reminds students they are part of a bigger whole and gives content for expectations




CALL ON/DISMISS STUDENTS NONVERBALLY BY “THINKING WITH YOUR EYES”

This helps students to practice observing and using their eyes to gather information.



WHEN SETTING EXPECTATIONS: SITUATION + PEOPLE

Have students observe and discuss. What are the hidden rules, given the specific situation and people involved?



USE VOCAB TO TEACH NOT SCOLD/REDIRECT

Aim for a 4:1 ratio:
4 expected behaviors for every 1 unexpected behavior

For more information, watch the free webinar on face-to-face communication.