

Concrete Technology in Focus

Water-Repellent Admixture Certification Program

Performance Optimization, Evaluation and Quality Control

Introduction

The Water-Repellent Admixture Certification Program from Master Builders Solutions certifies concrete block producers using MasterPel[®] high performance admixtures. Master Builders Solutions evaluates the water-repellency properties of block specimens supplied by the producer and, if necessary, makes recommendations for improvements. The concrete mix design, including admixture dosage, is certified once the block specimens meet established stringent water-repellency requirements. The water-repellency certification and documentation are valuable tools for producers to acquire specified water-repellent projects. The program will also assist architects in confidently specifying consistent, high performance, water repellent concrete masonry units (CMUs) for their projects.

Background

CMU-manufacturing practices, and materials in particular, can vary from one production facility to the next. Many of these variances are due to aggregate characteristics, including particle size distribution (gradation), particle shape, and absorptivity. As a result, water-repellency is perhaps more affected than any other area of performance. Close attention must be given to each unique set of conditions. Conditions should be optimized prior to the use of the water-repellent admixture. Performance is determined through both ASTM and CSA standards as well as other non-standard testing methods (as described in more detail later in this document). Once the parameters are determined for a specific mix design, the target criteria for future quality control of CMUs is established. Unfortunately, no practical ASTM standards exist today for identifying the water leakage potential of a masonry unit. Therefore, Master Builders Solutions developed the Water-Repellent Admixture Certification Program.



Overview

The Master Builders Solutions Water-Repellent Admixture Certification Program, which helps standardize a measurable system for controlling water-repellency, is outlined in five steps:

- Step 1. Master Builders Solutions uses computer generated models to help producers optimize mix designs, aggregate gradations, and develop proper admixture dosages
- Step 2. Master Builders Solutions works with the producer to develop trial mixes based on the results of Step 1. These trial mixes help determine optimum water-repellency properties
- Step 3. Block specimens are evaluated by Master Builders Solutions laboratories for absorption, puddle retention, wicking resistance, and water permeation properties
- Step 4. Upon confirmation that the block specimens meet stringent water-repellency requirements, Master Builders Solutions will certify the mix design and admixture dosage and maintain test report documentation. This certification and documentation is a valuable tool for producers to acquire specified water-repellent projects
- Step 5. Master Builders Solutions will offer assistance for ongoing quality control support to CMU producers

Step 1: Mix Design and Material Analysis

Master Builders Solutions first obtains all required background information including aggregate gradations and other physical characteristics, material samples (if needed), mix designs, and equipment information. The aggregate proportions are further optimized, if needed, using computer modeling techniques. Next, the ratio of aggregate to cement is evaluated and a water-repellent admixture dosage range is established.

Step 2: Trial Mixing

After recommendations are determined, trial mixes are batched and tested with the assistance of a Master Builders Solutions technical representative. Typically, two or three water-repellent admixture dosages are evaluated during this process noting their effect on the water-repellent properties, manufacturing process, and overall appearance.

Step 3: Testing/Procedures/Observations

After CMU test batches are fully cured and aged for 7 days, randomly selected blocks are used for water-repellency evaluation at Master Builders Solutions laboratories. The following tests are administered in addition to the standard ASTM C 140 absorption test procedure (Figure 1).




Figure 1: A standard ASTM C 140 test of the water absorption of CMUs.

Puddle Retention

After recommendations are determined, trial mixes are batched and tested with the assistance of a Master Builders Solutions technical representative. Typically, two or three water-repellent admixture dosages are evaluated during this process noting their effect on the water-repellent properties, manufacturing process, and overall appearance.

Note: This simple test can be quickly administered in the field to determine whether or not CMUs contain a water-repellent admixture (Figure 2).




Figure 2: A low-pressure permeability and puddle retention test. See Chart 1 for equivalent wind-driven rain resistance based on water height reading.

Wicking Resistance

A block from each batch that successfully met the puddle retention criteria is randomly selected. The block, with core holes up, is placed in a shallow pan of water, and partially submerged 1-2 in. (2.5-5 cm) for 24 hours (Figure 3). The average height of capillary rise (distance between water surface and the dampened area on block) is measured to the nearest 1 mm (avg. 6-8 readings, except for split face surfaces). For normal weight CMUs, this is typically under 1 in. (2.5 cm). This test is critical in determining moisture transmitting potential of the concrete when treated with a water-repellent admixture.

Water Permeability Testing

A. Master Builders Solutions Low-Pressure Permeation Test:
(alternate method for RILEM II.4)

Results of low-pressure permeability testing is a function of flow vs. time and a calculated pressure which is translated into an estimated wind-driven rain resistance equivalent (Figure 2 and Chart 1). This is a revealing test, although it has no specific pass/fail criteria. It is a practical tool for determining the optimal performance attainable for a given set of materials.

A representative sample CMU is faced horizontally (up) in a pan. The graduated cylinder (open at both ends with the "0" mark of the graduation on bottom) is positioned over the core area. A rolled strand of soft putty is positioned around the base of the cylinder with finger pressure to seal the perimeter. The hold-down plate is then slid over the cylinder until it contacts the putty. Uniform hand-pressure is applied to create a final seal (use brackets or "C" clamps if necessary). Water is poured into the cylinder, filled to the 5 in. (13 cm) mark and time is immediately recorded. Water level is then recorded at 15, 30, 45, and 60 minutes. A water height of 5 in. (13 cm) is equivalent to a calculated wind-driven rain force of nearly 100 mph (160 kph).

While the hydrostatic pressure levels of the RILEM II.4 or low-pressure permeability test procedures can estimate the sustained wind-driven rain conditions of ASTM E 514, there is no direct correlation between the measured results due to substantial variations in the methods themselves. MasterPel admixtures for concrete block and mortar achieved E-Rated (excellent) performance when tested in accordance with ASTM E 514, with a 72-hour test duration and 0% dampness on interior wall surface. *National Concrete Masonry Association (NCMA), MasterPel Reports #97-227 & #03-365.*

B. Master Builders Solutions Spray-Bar, Water Permeation Test

This method simulates a steady rain over the face of a CMU. A representative sample is placed over a pan of water and a spray-bar apparatus is set atop the specimen (Figure 4). This spray bar is a 1/2 in. (12.5 mm) diameter tubing that is 12 in. (300 mm) in length with end caps and has 1/8 in. (3 mm) drilled holes. Water is sprayed on a block face at a rate of 120 gallons per hour (454 Lph). The block is inspected at 1, 2, 3, and 4 hours for any dampness penetrating the block face.




Figure 3: A wicking resistance test measures the moisture transmitted through a CMU.




Figure 4: A spray-bar water permeation test simulates a constant rainfall over a CMU surface and measures water penetration.

Step 4: Documentation/Certification

All test data is reviewed and documented at the Master Builders Solutions laboratories in Cleveland, Ohio. Once successful results are obtained, qualified admixture dosage(s), performance data, quality control recommendations, and certification(s) are then issued to the block producer per mix design. This information may be used for quality assurance purposes where required for specification submittals.

Step 5: Ongoing Quality Control

The Water-Repellent Admixture Certification Program is an important tool in a producer's ongoing quality control process to consistently produce high performance water-repellent CMUs. It is the producer's responsibility to verify that certification criteria are controlled on each batch run. Therefore, after certification of a given mix and dosage, producers should conduct similar tests to those outlined in this program on an on-going basis to verify CMU certification compliance. Water permeability, puddle retention, and wicking resistance tests can usually be performed right at the plant. Testing is especially important whenever there are changes to the manufacturing process, materials, etc.

Step 5: Ongoing Quality Control

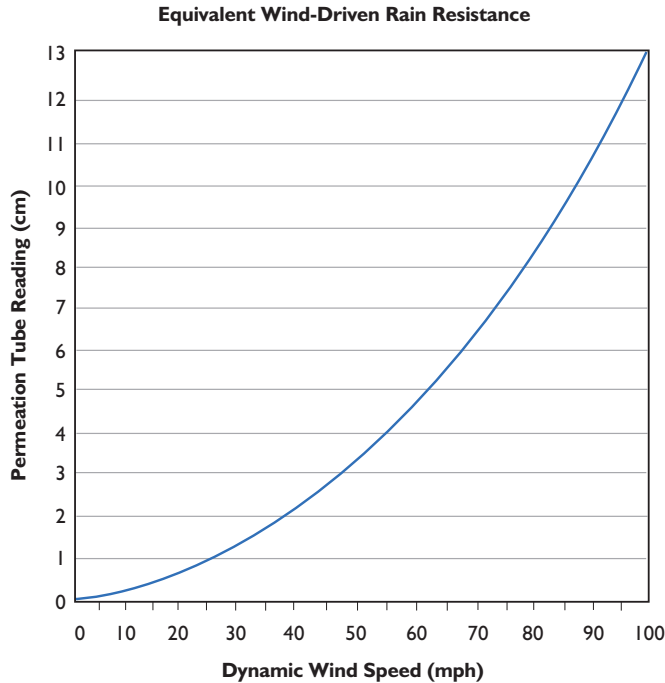
The Water-Repellent Admixture Certification Program is an important tool in a producer's ongoing quality control process to consistently produce high performance water-repellent CMUs. It is the producer's responsibility to verify that certification criteria are controlled on each batch run. Therefore, after certification of a given mix and dosage, producers should conduct similar tests to those outlined in this program on an on-going basis to verify CMU certification compliance. Water permeability, puddle retention, and wicking resistance tests can usually be performed right at the plant. Testing is especially important whenever there are changes to the manufacturing process, materials, etc.

Final Notes

Chart 1: ASTM E 514 Equivalent Wind-Driven Rain Resistance (based on calculated pressures)

Because of many production variables outside Master Builders Solutions's control, Master Builders Solutions makes no warranty or guarantee regarding the performance of any producers' CMUs.

Master Builders Solutions also recommends that producers acquire recertification on a regular basis.



About Master Builders Solutions

Master Builders Solutions is a leading global manufacturer of concrete admixtures, as well as other sustainable solutions for the construction industry, focussed on delivering its vision: **Inspiring people to build better.** Master Builders Solutions provides value-added technology and market-leading R&D capabilities to improve the performance of construction

materials and to enable the reduction of CO2 emissions in the production of concrete. Founded in 1909, Master Builders Solutions has ca. 1600 employees operating 35 production sites globally, supporting their customers in mastering their building challenges of today – for a decarbonised future.

Master Builders Solutions Admixtures US, LLC

23700 Chagrin Boulevard
Beachwood, OH 44122 USA
(800) 628-9990

Master Builders Solutions Canada, Inc

1800 Clark Boulevard
Brampton, Ontario L6T 4M7 CANADA
(289) 360-1300

master-builders-solutions.com/en-us

admixtures@masterbuilders.com

® registered trademark of Master Builders Solutions in many countries of the world
© 2023 Master Builders Solutions rev 10/23 CTF-01701, LIT #: AD3000143

