


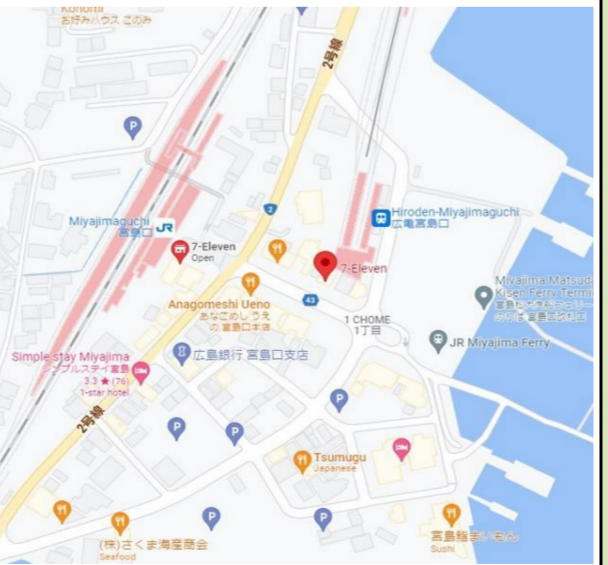


Product Title		Hiking Tour at Mt. Misen, Miyajima		Region: Hatsukaichi City, Hiroshima Prefecture			
Introduction 200 characters or less	<p>A mountain climbing experience at a World Heritage Site, where you can feel the nature with all five senses</p> <p>This is an outdoor tour where you will hike up the sacred Mt. Misen, which is registered as a World Heritage Site alongside Itsukushima Shrine. At Miyajima, where the island itself is an object of worship, you can not only immerse yourself in the beautiful nature, scenery, and the Virgin Forest Misen, but also thoroughly enjoy the guide's explanations of the eternal fire that has been burning for 1200 years, historical anecdotes, and other such matters. On this tour of Miyajima, you will go hiking up the mountain, take a ropeway down the mountain, have lunch, and sightsee around Itsukushima Shrine.</p>		<p>Languages Supported</p> <ul style="list-style-type: none"> ■ Languages Supported: <input checked="" type="checkbox"/>Japanese <input checked="" type="checkbox"/>English <input type="checkbox"/>Chinese <input type="checkbox"/>Other ■ Explanatory Materials in English: <input checked="" type="checkbox"/>Yes <input type="checkbox"/>No ■ Availability of Interpreter Guide: <input checked="" type="checkbox"/>Yes <input type="checkbox"/>No ■ Guide Information: Arranged for by MagicalTrip Inc. 				
	Key Point (1) Show with photo	<p>I. Enjoy a magnificent view of Miyajima from the ferry! Picturesque spots including Itsukushima Shrine can be seen right in front of you!</p> <p>From the ferry, you can enjoy a view of the World Heritage Site in front of you as you sail to Miyajima. After arriving on the island, you will head towards Itsukushima Shrine. On the way there, you can also interact with friendly deer and come across many picturesque spots.</p>					<p>Other Information</p> <ul style="list-style-type: none"> ■ Participation Requirements: Ages 10 and above ■ Cancellation Policy: Cancellation fee up until the previous day: 0% Cancellation fee if you cancel on the day of or are a no-show: 100% ■ Note: <ul style="list-style-type: none"> • Please wear comfortable clothes. • The mountain climbing will take you 535m high in altitude and about 2.5km far in distance. Please refrain from participating if you are in poor physical condition or have a physical disability. • Please wear shoes with grip as some areas are slippery. • During the hot summer, we recommend you to bring a hat and sunglasses to avoid getting a heat stroke. ■ In Case of Incident (No-show, bad weather, arriving late, etc.): <ul style="list-style-type: none"> • The tour may be cancelled due to weather conditions (strong winds, heavy rain, etc.). ■ Insurance: <input checked="" type="checkbox"/>Yes <input type="checkbox"/>No ■ Inventory Management: <input checked="" type="checkbox"/>Yes <input type="checkbox"/>No ■ Point of Contact / TEL: MagicalTrip Inc. / Ryosuke Iwase ■ Contact - Hours: 10:00 AM - 6:00 PM ■ Contact - Email Address: support@magical-trip.com
	Key Point (2) Show with photo	<p>II. Experience the exhilaration of climbing the World Heritage Site and spiritual hot spot that is Mt. Misen, and having rice balls for lunch at the summit!</p> <p>After stopping at Itsukushima Shrine, it's finally time to climb the mountain. In the course that takes you 535m high in altitude and about 2.5km far in distance, you will not only be able to see the nature unique to Mt. Misen, but also watch the eternal flame that has been burning since 806 AD, while having some tea made from the holy water of a big teakettle, which is said to be effective against all illnesses. After climbing to the top of the mountain, you will then have the exceptional experience of gazing over the magnificent scenery, while eating rice balls for lunch made with conger eel, a specialty of Mt. Misen. * As an option, you can choose to have the specialty "Anago-meshi (conger eel rice)" for lunch.</p>					
Key Point (3) Show with photo	<p>III. Enjoy the seasonal view of Mt. Misen from the ropeway, and take a break at a cafe after coming down the mountain</p> <p>After lunch, you will take the ropeway down Mt. Misen on your way back. You may snap some photos while looking over the seasonal landscape. After coming down the mountain, you will then enjoy the popular soft serve ice cream at a cafe that is popular with locals and tourists alike.</p>						
Example Itinerary	<p>(1) HIRODEN etto - Kakuiti Yokocho (2) Travel to Miyajima by ferry (3) Pray at Itsukushima Shrine (4) Climb the mountain (5) Have lunch at the observation deck</p>						
Availability	■ Period	■ Number of Instances					
	All year	Once a day					
Availability	■ Duration / Start Time	■ Number of Participants (Min/Max)					
	5 hours (including lunch) / Starts at 10:00 AM	1-4 people					
Meeting Place and Access	■ Access Using Public Transportation						
	About 26 minutes by train from Hiroshima Station						
	About 5 minutes on foot from JR Miyajimaguchi Station						
	■ Address of Meeting Place						
Seven-Eleven Hiroshima Miyajimaguchi Store (1-12-3 Miyajimaguchi, Hatsukaichi-shi, Hiroshima-shi)							
Price Information	■ Price (Without Tax)	Contact us for pricing					
	■ Price with Add-Ons	<ul style="list-style-type: none"> • You may choose to have "Anago-meshi (conger eel rice)" instead of fatty conger eel rice balls. Please contact us in advance if you wish to have conger eel rice (+1,500 yen). • If you wish to travel smoothly between locations, such as from the hotel to the ferry terminal, you can hire a car with a driver (28,000 yen for 8 hours). (Negotiable) • If you wish to travel from the city, you can pay 2,200 yen for a one-way trip on a high-speed boat, which will take you from the Hiroshima Peace Memorial Park, where the Atomic Bomb Dome is located, to Miyajima in the shortest time possible. (Negotiable) 					
	■ Included in Above Price	• Guide, lunch fee (2 rice balls), ice cream/coffee/black tea, insurance premium					
	■ Not Included in Above Price	• Transportation costs to the meeting place(Ferry and ropeway fees)					