



INTERNATIONAL
BIATHLON
UNION

12

VERSION 2024

IBU PARA BIATHLON EVENT AND COMPETITION RULES

Approved by the IBU Executive Board
on 21 November 2024



TABLE OF CONTENTS

Article 1	General Regulations	3
Article 2	Organization Bodies and Appointments	14
Article 3	Competition Venues and Facilities	19
Article 4	Competition Equipment and Clothing for Events	29
Article 5	Training and Zeroing	32
Article 6	Start Regulations	34
Article 7	Skiing Regulations	39
Article 8	Shooting Regulations	41
Article 9	The Finish, Competition Time and Results	46
Article 10	Protests	50
Article 11	Event & Competition Penalties and Disciplinary Measures	51
Article 12	Regional and Continental Events – Event Rules	55
Article 13	World Championships and World Cup - Event Rules	56
Article 14	The Paralympic Winter Games – Event Rules	60
Article 15	Entry Into Force	61

LIST OF TABLES

Table 1	Competition Specifications – Skiing and Shooting	4
----------------	---	---



1. GENERAL REGULATIONS

1.1 Application

IBU Para Biathlon Event and Competition Rules may be amended, rescinded or added to by the Executive Board, upon the proposal of the Para Biathlon Working Group.

These rules must be applied at all IBU events. At the Paralympic Winter Games (PWG), these rules must be used accordingly, except when otherwise stipulated by the IPC. In other international events (as defined in the IBU Constitution), these rules will be applied unless changes, which have been authorized by the IBU, are specified in the invitation.

Seasons 2024/2025 and 2025/2026 will be transition time to combine FIS Para Nordic ICR to IBU Para Biathlon ECR. During seasons 2024/2025 and 2025/2026, the following FIS regulations will apply in IBU competitions to maintain consistency between sports:

- Para Snowsports Equipment Specifications (see 4.1.1)
- Para Nordic Classification Rules and Regulations (see 1.3.1)

1.2 IBU Events and IBU-Authorized Events

Any international para biathlon event at which athletes from more than two IBU member federations are invited to compete and/or intend to participate must be approved in writing in advance by the IBU upon application of the respective national member federation.

1.3 Classes of Competitors

The IBU competition season runs from 1 July to 30 June. IBU para biathlon competitions are held in the following sport classes:

SEASON	SPART CLASSES WOMEN / MEN
Vision impaired	NS1, NS2, NS3
Standing	LW2, LW3, LW4, LW5/7, LW6, LW8, LW9
Sitting	LW10, LW10.5, LW11, LW11.5, LW12

■ 1.3.1 Classification rules and regulations

[2024_07_01_fis-para-nordic-classification-rules-and-regulations.pdf \(fis-ski.com\)](https://www.fis-ski.com/2024_07_01_fis-para-nordic-classification-rules-and-regulations.pdf)

**1.4 Types of Competitions**

The following types of competitions are established for IBU events:

- Column 1** Class of Competitor: according to these Rules.
Column 2 Type of Competition: according to these Rules.
Column 3 Competition Distance.
Column 4 Start Types and Intervals: the method by which the start is made and the interval between the starts of two consecutive competitors.
Column 5 Number of Ski Loops: course rounds to be skied by the competitor.
Column 6 Length of single loop used for competition.
Column 7 Shooting Bouts: the number of shooting bouts the competitor must do and the shooting position to be used in the bout (P = Prone, S = Standing), the number of rounds the competitor must fire in each bout.
Column 8 Shot Penalties: automatic shot-penalty - 1 minute / 45 seconds of added time or a 150 m / 75 m penalty loop - imposed on a competitor for each target left standing after all rounds for the bout have been fired.
Column 9 Maximum Total Climb (tc): the (maximum allowed) total vertical ascent in the competition (the sum of all the ascents) for each competitor.
Column 10 Loop Minimum Total Climb (tc): the (minimum required) total vertical ascent for one loop in the competition (the sum of all the ascents) for each competitor.
Column 11 Loop Maximum Total Climb (tc): the (maximum allowed) total vertical ascent for one loop in the competition (the sum of all the ascents) for each competitor.

1.	2.	3.	4.	5.	6.	7.	8.	10.		11.	12.
								Total Climb per Competition (m)			
Competition Format	Competition Distance (m)	Standard Start Types and Intervals	Number of skiing loops	Length of the Loop (m)	Shooting sequences 5 rounds per bout	Penalty for missed shot	Min.	Max.	Minimum Total Climb per Loop (m)	Maximum Total Climb per Loop (m)	
WOMEN / MEN STANDING / VI	SPRINT	7.500	Single, 30 sec	3	2.500	P - P	150 m	225	270	75	90
	MIDDLE	10.000	Single, 30 sec	5	2.000	P - P - P - P	150 m	250	400	50	80
	INDIVIDUAL	12.500	Single, 30 sec	5	2.500	P - P - P - P	60 sec	375	450	75	90
	PURSUIT	10.000	Pursuit (factors incl.)	5	2.000	P - P - P - P	150 m	250	400	50	80
	SPRINT PURSUIT QUALIFICATION	3.600 - 4.200	Single, 30 sec	3	1.200 - 1.400	P + P	15 sec	0	180	0	60
	SPRINT PURSUIT FINALE	3.600 - 4.200	Pursuit (factors incl.)	3	1.200 - 1.400	P + P	75 m	0	180	0	60
	TEAM SPRINT QUALIFICATION	2.400 - 2.800	Single, 30 sec	2 + 2	1.200 - 1.400	P - P + P - P	75 m	0	120	0	60
	TEAM SPRINT FINALE	2.400 - 2.800	Simultaneous	2 + 2	1.200 - 1.400	P - P + P - P	75 m	0	120	0	60
WOMEN / MEN SITTING	SPRINT	7.500	Single, 30 sec	3	2.500	P - P	100 m	90	180	30	60
	MIDDLE	10.000	Single, 30 sec	5	2.000	P - P - P - P	100 m	125	275	25	55
	INDIVIDUAL	12.500	Single, 30 sec	5	2.500	P - P - P - P	60 sec	150	300	30	60
	PURSUIT	10.000	Pursuit (factors incl.)	5	2.000	P - P - P - P	100 m	250	400	50	80
	SPRINT PURSUIT QUALIFICATION	2.400 - 3.000	Single, 30 sec	3	800 - 1.000	P + P	15 sec	0	90	0	30
	SPRINT PURSUIT FINALE	2.400 - 3.000	Pursuit	3	800 - 1.000	P - P + P - P	75 m	0	90	0	30
	TEAM SPRINT QUALIFICATION	1.600 - 2.000	Single, 30 sec	2 + 2	800 - 1.000	P - P + P - P	75 m	0	60	0	30
	TEAM SPRINT FINALE	1.600 - 2.000	Simultaneous	2 + 2	800 - 1.000	P - P + P - P	75 m	0	60	0	30



1.4.1 Specifications for Relay Events: Team Sprint

- a. The Para Team Sprint is a mixed 2-person team event. It includes a qualification round (interval start) and a final race (mass pursuit start) in which the top ten teams in the qualifier progress to the finals. Each team may be comprised of any combination of two athletes (2 male, 2 female or 1 male/1 female). The categories in the Team Sprint are:
 - a sit ski (LW10 - 12) event
 - and a combined standing/VI (LW2 – 9/NS1 – 3) event
- b. Each event has a qualification race followed by a final race.
- c. Distances: The team sprint has 4 legs. Each athlete skis 2 legs. Each leg involves two laps of the course with one shooting between.
- d. Due to the mixed gender/class team compositions, the following percentage deductions will apply to the following classes and used to calculate qualification results and start times for the final races. These deductions are:
 - 15% for women LW 2-9/NS1-3
 - 13% for women LW 10-12
 - 2% for NS1 athletes to account for shooting time.

1.4.2 Modifications and Other Types of Competitions

The IBU reserves the right to modify existing competitions and to introduce new types of competitions into IBU events.

1.4.3 Event Programs

The schedule, sequence and types of IBU competitions at events will be set by the IBU Executive Board (EB), on the recommendation of the Para Biathlon Working Group (BWG).

1.4.4 Annual Schedule of Events

IBU events will be held annually as stated in the event rules or as directed by the EB. The yearly schedules will be published by the IBU. Dates for the events will be published starting from the day of arrival until the last competition day.

1.4.5 Annual Schedule of Events

IBU Para Biathlon events will be held annually as stated in the event rules or as directed by the EB. The yearly schedules will be published by the IBU. Dates for the events will be published starting from the day of arrival until the last competition day.

1.5 Eligibility Rules for Competitors and Team Staff

1.5.1 General

Only such competitors and team staff who comply with Art. 7.1.9 of the IBU Constitution and the following IBU regulations will be eligible to take part in para biathlon events and competitions organized by an IBU member federation. In order to be eligible to participate in an IBU event, biathletes and team staff must sign the IBU Declaration of Obligations, the Court of Arbitration Declaration and the Declaration to Fight Doping in Sport, signifying an agreement to abide by and follow all IBU rules and policies. Competitors and team staff members must sign these declarations prior to taking part in their first IBU competition and must include a copy of their passport with their signed declaration.

Each signed declaration will remain in effect until terminated by either party.

Every para biathlete and team member must pass an IBU online safety course to be eligible to take part in para biathlon events.



1.5.2 Responsibility of Competitors and Team Staff

Competitors and team staff may only participate in an IBU event or competition with materials, equipment, clothing and advertising that are in compliance with the pertinent IBU rules, including the IBU Advertising Rules. It is the competitors' and team staff's responsibility to ensure that all rules regarding material and advertising are followed and that they undergo materials, equipment and clothing inspections before the start and after the finish. All competitors participating in IBU competitions must be ready to prove their nationality, age and sex with their national passport or official photo identification document.

1.5.3 Qualification Criteria

General Principles of Participation in Para Biathlon Competitions

To compete in IBU Para Biathlon WC or WCH athletes must be internationally classified with a Sport Class Status Confirmed (C) or Review (R) with a Fixed Review Date 2025 or later (i.e. Review 2025 or later) in accordance with art. 12201 of the FIS ICR. With a Sport Class Status Review (R) without a Fixed Review Date 2025 or later may only compete in competition levels below World Cup. Athletes with a Sport Class Status New (N) may only compete in competition levels below World Cup and will not be eligible for IBU Para Qualifying Points.

Example season 2024/2025: Valid IBU Para Qualifying Points lists for athlete's eligibility.

WORLD CUP	CALCULATION FOR POINTS LIST
Vuokatti	3rd Points List
Val di Fiemme	4th Points List
Pokljuka WCH	5th Points List
Torsby	6th Points List

IBU Points List per season will be published at IBU website.

1.5.3.1 Paralympic Winter Games (PWG)

Paralympic Winter Games Qualification Criteria is created in conjunction with FIS and will be published on the IBU website.

1.5.3.2 World Championships (WCH)

As the minimum qualification requirement to compete in WCH events, including relay competitions, a competitor must have either:

- 360 IBU Para Qualifying Points by the date of competition. OR.
- 360 FIS Para Cross-Country Points on the World Ranking list by the date of competition .

Exceptions may be granted through the bipartite/Wild Card invitation system.

Wild Card definition and purpose: To be eligible for a Wild Card, athletes must have competed in at least one race in Para Biathlon or Para Cross-Country and have achieved at least 640 points. Wild Card applications must be submitted to IBU Para World Cup RD, by the applicable deadlines.

All athletes must meet range safety requirements outlined in section 1.5.1.

1.5.3.3 World Cup (WC)

As the minimum qualification requirement to compete in WC events, including relay competitions, a competitor must have either: :

- 400 IBU Para Qualifying Points by the date of competition. OR.
- 400 FIS Para Cross-Country Points on the World Ranking list by the date of competition.



Exceptions may be granted through the bipartite invitation system.

All athletes must meet range safety requirements outlined in section 1.5.1.

1.5.3.4 IBU Para Biathlon Qualifying Point Calculations

IBU Para Biathlon Qualifying Points are calculated according to FIS point system for each competitor's result in Sprint, Individual, Middle, Pursuit and Sprint Pursuit Qualification competitions at IBU Para Biathlon Events. Other race formats may be approved for points calculation by the IBU Para Biathlon RD for special use at IBU competitions where para is integrated into other IBU competitions. In those competitions, only para-athletes will be considered in the points calculations. Points calculations use the following formula:

IBU Para Qualifying Points = ((athlete's time/winner's time) - 1) x Race Factor) + Race Penalty

Definitions: Race Factor: for all competitions is 800;

Race Penalty: the sum of the points of the two highest ranked athletes in the top 5 divided by 2.5; The race penalty for all WC, WCH and PWG competitions is zero (0). Minimum penalty for all other competitions is 20.

Race points are calculated and rounded to two decimals.

Standing and Vision Impaired classes may be combined in order to calculate a race penalty. The percentage for classes will remain the same.

Men and women in the same category may be combined in order to calculate the results and race points. 13% will be subtracted from women's percentages before combining.

1.5.3.5 Para Qualifying Points List

IBU Para Qualifying Points List is calculated and published according to the below schedule, or at other times as scheduled and announced by the IBU EB.

PUBLISHING DATE	EVALUATION PERIOD
15.11.2024	Results from 01.07.23 - 01.11.2024
05.12.2024	Results from 01.07.23 - 02.12.2024
23.01.2025	Results from 01.07.23 - 19.01.2025
04.02.2025	Results from 01.07.23 - 30.01.2025
06.03.2025	Results from 01.07.23 - 02.03.2025
31.05.2025	Results from 01.07.23 - 05.05.2025

Points Lists will be valid from the date of publication until the next Points List is published. The Points List published on 31.05.2025 will be used to define eligibility criteria for the World Factor Ranking Allocation Method for the Paralympic Winter Games 2026.

The IBU Qualifying Points List will be updated by taking the average of each competitor's best results from the current season and the previous season according to the following rules:

COMPETITIONS SCORED IN EVALUATION PERIOD	CALCULATION FOR POINTS LIST
3 or more	Average of the best 3
2	Average 2 x 1.10
1	Points earned x 1.2
Removal from list	If no valid points during evaluation period.



1.5.3.6 Safety at all IBU Events

Athletes who start at an IBU event must prove that they can safely handle the sports equipment. The RD and/or Competition Jury may stop individuals from starting or remove them from the competition if there is reason to suspect they cannot safely handle the sports equipment or that they are hindering the fair conduct of the competition.

1.5.4 Force Majeure/Extraordinary Circumstances

Competitors who are hindered in achieving qualification for any IBU event due to force majeure and/or extraordinary circumstances and/or pregnancy/maternity leave may submit a petition to the IBU Sports and Event Director for consideration by a special working group consisting of a member of the Para Biathlon Working Group (BWG): the Chair of BWG, the liaison member of the IBU Technical Committee and Para Biathlon World Cup Race Director.

This working group will quickly determine if the competitor's previous qualification is to remain valid for the season in which the competitor wishes to start. For the sake of good coordination, the competitor or his/her national federation must inform the respective IBU Race Director of his/her intention to start in a timely manner to facilitate event registration.

1.6 Registration and Entry

1.6.1 Notice of Intent to Participate at IBU Events

There are two separate forms of notification which must be given: registration and entry.

1.6.1.1 Registration, Replacements and Accommodation Reservations

Registration is the early notification of intent to participate. All athletes intending to participate in IBU events must subscribe/register properly and according to event deadlines in the IBU Membercenter (online database). The timeline for such subscription/registration as well as the required documents are announced by the IBU. Registration for events must be done as follows:

a. WCH / WC Events

At WCH/WC events, the estimated number of biathletes and team staff (registration by number) must be received by the OC one month before the official arrival day for the event. A list of the names and gender of the intended participants (registration by name) must be received by the OC at least 14 days before the official arrival day of the WCH/WC. Replacements and changes to registrations may only be made before the first team captains' meeting. If the team arrives after the first team captains' meeting, replacements and changes must be announced to the OC and will become binding on the arrival day.

b. PWG

Registration for the PWG must be in compliance with IPC instructions.

c. Other Events

Registration for all other IBU events must be completed at least one month before official arrival day for registration by number, and at least 14 days before official arrival day for registration by name, or according to the event invitation. Replacements and changes to registrations may only be made before the first team captains' meeting. If the team arrives after the first team captains' meeting, replacements must be announced to the OC and will become binding on the arrival day.

d. NFs not registered in time

NFs that have not registered their team by number and by name by the official deadline may participate if the OC accepts the registration and if it is approved by the RD or – in his absence – the TD.



e. Accommodation reservations

Preliminary accommodation reservations must be submitted to the OC one month before the official arrival day. Final accommodation reservations must be submitted 14 days before the official arrival day and are then financially binding.

f. Registration of Team Staff

NFs are allowed to register team staff per gender according to the following table:

NUMBER OF REGISTERED ATHLETES	TEAM STAFF QUOTA
1	4
2	5
3	6
4	7
5	8
6	9
7 or more	10

1.6.1.2 All athletes competing in IBU events must possess both sufficient liability insurance, and sufficient accident insurance covering accident, recovery and transport costs - including competition related risks - to an adequate extent. In addition, by the act of submitting their registration the NF confirms that its athletes are medically fit to compete at the time of submitting their registration.

All coaches, team staff and officials registered and/or deployed by a national federation to an IBU event must possess both sufficient liability insurance, and sufficient accident insurance covering accident, recovery and transport costs to an adequate extent.

National federations are responsible for ensuring that their athletes, coaches, team staff and officials registered and deployed by them have the appropriate insurance coverage.

National federations and/or their athletes must be able to furnish proof of the respective insurance coverage at any time upon the request of the IBU, of the IBU's representatives and/or of the organizing committee concerned.

1.6.2 Entry

- Entry is the notification of an athlete or team being entered to start in a specific competition, and must be submitted in writing or via online registration system by the stated deadline for the Individual, Middle, Sprint and Sprint Pursuit Qualification competitions at all IBU events. By making an entry, the NF confirms that the competitor will be present and ready to start the competition.
- At all IBU events, teams and competitors' names must be entered in Team Sprint competitions in writing by the stated deadline.
- Entries in the Sprint Pursuit Final competition are not required, as all competitors who qualify for the Sprint Pursuit in the qualifying competition are assumed to be entered. Names of qualified athletes who will not be starting in the Sprint Pursuit Final competition must be reported to the competition office as soon as possible and at the latest by the start of the zeroing.
- The OC must provide a current weather forecast 30 minutes before the entry deadline so that the teams have the latest information for preparing their entries.



1.6.3 Registration Procedures

As stated in the invitation, registration must be sent in writing, by e-mail or via the online registration system, to the address indicated in the invitation before the deadline. For all IBU events, registration must be performed by the NF. For the PWG, IPC regulations apply.

1.6.4 Late Entries

- a. The Race Director (RD)/Technical Delegate (TD) may approve a late entry due to extraordinary circumstances before the draw.
- b. The Competition Jury may approve a late entry after the draw due to force majeure. The Competition Jury will decide what position(s) the late competitor(s) will start in. A separate draw may be used for this purpose.

1.6.5 Replacement of Registered Athletes/Delayed Registration for Athletes – for Relays

The Competition Jury may allow a team to replace up to two competitors with up to two non-registered competitors such that the team may compete in Team Sprint competitions. Alternatively, teams may also register up to two additional competitors within the NFs quota later during the competition week before the respective Team Sprint competition.

1.7 Draw and Assignment of Start Numbers

1.7.1 General

Competitors or teams will be randomly selected from the entries for the competition, by manual or computer draw, and will be assigned their start numbers based on that draw unless there are other rules applying to that competition. The method of the draw must be approved by the RD/TD.

1.7.2 Time of Draws

The draw for any competition must not be held earlier than 24 hours before the start of the competition. However, in events at which a draw is required for the Team Sprint competitions, the draw for the Team Sprint competitions may be held at the team captains' meeting for the competition which will precede Team Sprint competitions in the event program. If the Competition Jury decides to repeat a competition or to postpone a competition, they will also decide whether a new draw must be made.

1.7.3 Place of Draws

Draws should be held during, and at the location of, the team captains' meetings, and should be visible to all team captains; however, the RD /TD may approve for a draw to be held outside of the team captains' meeting. Such outside draws must be supervised by the TD; jury members can attend the draw as well.

1.7.4 Normal Draw for Individual, Middle, Sprint and Sprint Pursuit Qualification Competitions

- a. Normal Draw for Individual, Middle and Sprint Competitions

At IBU Para competitions entered athletes are grouped in groups of 5 based on the current IBU Points list. Each group is drawn separately. The group with the best athletes starts last, the next best athletes second to last, and so on.

- b. Normal Draw for Sprint Pursuit Qualification

Competitors start in the order of their ranking on the IBU Para Qualifying Points List, with best athletes starting first. The current leader on the World Cup Total Score list starts first.

- c. Normal Draw for Team Sprint Qualification

Teams will start in the order of their ranking with the two team members points on the IBU Para Qualifying points list combined, with best team according to the points list starting first.



1.7.4.1 Draw Group System for WC

At a WC, competitors must be entered in draw groups as described in Art. 1.7.4 above.

For the first World Cup event of the season, there will be no World Cup Leader. For the remaining World Cup events, the current World Cup Total Score will apply.

1.7.4.2 Draw Group System at WCH and PWG

At the PWG and WCH, competitors must be entered in draw groups as described in Art. 1.7.4 above.

1.7.5 Draw for Group Starts in Individual, Middle, and Sprint Competitions

At international events other than the PWG, WCH, and WC, competitors in Sprint, Individual and Middle competitions may start individually or in groups. If the start is held in groups, the draw groups will be divided into start groups. The number of competitors in the start groups will depend on the conditions at the competition venue and on the total number of competitors. Otherwise, the draw will be the same as for single starts. For a group start, the numbers drawn will determine the competitors' positions at the start.

The IBU EB may decide to adapt the draw group system or decide to use a different system. In such case, the details have to be announced in due time before the season start.

1.8 Team Captains' Meeting

1.8.1 General

At each biathlon event, meetings must be held for the team captains to elect the juries, conduct draws and to pass on information about the event and the competitions. The first meeting must be held before the first official training in order to elect the Competition Jury and where applicable the Jury of Appeal. In regard to further meetings at the event, the dates and times will be dictated by the time required to conduct the draws. The Competition Chief will chair the meetings. Meeting can be held online, when necessary or agreed between OC and IBU.

1.8.2 Attendance at Team Captains' Meetings

The following persons will, if at all possible, attend the team captains' meetings:

- the official IBU EB representative;
- the RD, TD(s) and IBU Referees;
- at least one representative from each participating team;
- the Competition Chief;
- the Chiefs of Range, Course, Timing and Results, Stadium, Logistics, and the Competition Secretary or their representatives;
- the necessary meeting support staff and interpreters, if required.

1.8.3 Team Captains' Meeting Agenda

The agenda for a team captains' meeting must include the following items, as appropriate: - Call to order;

- Election of the competition juries (first meeting);
- Draw(s);
- Technical briefing for the next competition(s);
- RD, and/or TD's comments;
- Weather forecast;
- Miscellaneous;
- Adjournment.



1.8.4 Start lists for Individual, Middle, Sprint and Sprint Pursuit Qualification competitions should be issued to the teams at the end of the meeting, in case a draw is done at the meeting, or published immediately after the draw. Start numbers shall be handed out on the respective competition day.

1.9 Rules for Non-Competing Persons

1.9.1 General

Unfair assistance or assistance not allowed by these rules to competitors during a competition is prohibited.

1.9.2 Specific Rules

1.9.2.1 On the Shooting Range

- a. Unless otherwise specified, each NF is allowed to have as many coaches on the range as they have athletes entered in the competition. If the NF has only one competitor entered in the competition, the NF may have two coaches.
- b. During the competition, it is forbidden for any person to give competitors any acoustic or visual information or advice, or to pass on any information to competitors by way of radio or any other communication method on the range, including 10 m to the left and right of the range. The forbidden area at the shooting range will be marked by clearly visible markings and named "Silent Zone". These bans do not apply to the general expressions of applause or disappointment by the spectators.
- c. NS1-3: Once a competitor has been guided to an available shooting lane, the race guide shall withdraw behind the marked line at the back of the shooting ramp. In the silent zone, a guide is not allowed speak to the athlete except for the purpose of ski guiding. All amplification systems and radios used by the NS classes are not allowed to be used inside the guide waiting area.

1.9.2.2 On the Course

Non-competing persons are permitted to run for up to 50 m beside competitors to give them competition information or to offer them beverages. Touching competitors in such a way as to assist their propulsion or to obstruct competitors is forbidden. Assistance to competitors to change the glide performance of their skis is prohibited during the competition. The stadium area will be marked, and within this area, running beside competitors is forbidden. Additional no-coaching zones may be established on the course by the RD responsible for the event.

1.9.2.3 Guides

1.9.2.3.1 For NS1 athletes a guide is obligatory. For NS2 and NS3 athletes a guide is also allowed. A competitor may change guides during the competition if the guide has an accident or cannot keep up. It is also possible for guides to cut parts of the course.

1.9.2.3.2 Guiding must be by voice only. Radio communication between guide and competitor is allowed. The guide may also use an amplifier. No other means of communication is allowed. The amplifier must not disturb other competitors.

1.9.2.3.3 The role of the guide is to be responsible for the safety of the vision impaired competitor and assist the athlete to follow the rules. They may lead or follow the vision impaired competitor in the same track or ski alongside the parallel track providing they does not obstruct another skier. Obstruction rule also applies for guides.

1.9.2.3.4 No physical contact between guides and vision impaired competitors during the race is allowed except according to 1.9.2.3.5 After a fall a guide or a marshal may hand the athlete their skis and/or poles.

1.9.2.3.5 For reasons of safety on course, the guide is allowed to hold a NS Class athlete (one arm or one pole). During holding it is forbidden to actively pull or push the competitor or to be actively skating



or striding. For any rules which have special provisions for guides, they may not cause obstruction of any competitors.

1.9.2.3.6 The guide is treated the same as a competitor with respect to all rules governing the sport. NS athletes will receive the penalty for any rule violation of their guide.

1.9.3 Event Behavior

Spectators and other persons must be clearly informed of these rules by the official announcer before the beginning of the competition and warned that a violation of these rules, or any behavior that disrupts the event, may lead to spectators and other persons being removed from the venue by the Organizing Committee.



2. ORGANIZATION BODIES AND APPOINTMENTS

2.1 General

The following organizations and persons are established, elected or appointed to organize, conduct and control biathlon events and competitions:

- Organizing committee;
- Competition jury;
- RD/TD(s) and Para Biathlon IRs;
- IBU EB representative (if applicable);
- IBU medical delegate (if applicable).

2.2 Organizing Committee

The right to host an event or competition is awarded to NFs as host of the event. The NF must establish an organizing committee (OC) to organize and conduct the event or competition by these rules and the applicable event rules, and it will follow the directives provided in the OC Guidelines about all aspects of hosting an event.

2.2.1 Information Bulletins and Invitations

The OC of an IBU event must send the information bulletins and/or the invitation for the event to all IBU NFs by the deadlines stipulated in the event rules, by post, fax, in electronic form by e-mail and/or by placement on a website with notification by e-mail. In general, there are two different timelines for the transmission of invitations:

- WCH (Winter) – November 1st prior to the event;
- All IBU Events – 3 months prior to the event.

The contents of invitations and bulletins are stipulated in the OC Guidelines. Information bulletins and invitations must be approved by the RD/TD.

2.2.2 Medical Services

The organizing committee must appoint an on-venue doctor who will be primarily responsible for the medical care for athletes, coaches, team staff and national federations' officials. Moreover, the on-venue doctor must inform attending team physicians about the local situation and local medical care concept.

The on-venue doctor must confirm, in coordination with the ambulance service and the IBU Para Biathlon Race Director and/or Technical Delegate, that the necessary emergency medical equipment and facilities are in place, ready for use, before the training/competition starts.

2.2.3 Insurances

The OC must conclude liability insurance covering both the committee itself and all the OC members. The IBU will in turn provide its employees and the officials (TDs, IBU Referees etc.) it deploys with liability insurance covering the duration of their deployments working for the IBU.

The organizing committee must be in possession of a statement of coverage issued by a recognized insurance company no later than the day before the official arrival day. The statement must be able to be shown to the TD upon request. The insurance must cover sums of at least EUR 5 million.



2.3 The Competition Jury

2.3.1 General

A Competition Jury will be established at all biathlon events to act as the authority on all matters related to the event that are not specifically designated to be under the jurisdiction of other IBU organs. The Competition Jury will be established and operate in accordance with these rules. The Competition Jury will decide on issues concerning the event, the competitions and related arrangements, and set conditions to ensure fairness and correct procedures. The Competition Jury will impose penalties for rule violations reported by the RD/TD, IRs, competition officials and Competition Jury members, as well as imposing penalties and disciplinary measures on its own. Additionally, the Competition Jury will award time adjustments and rule on competition situations not stipulated in these rules or other authoritative IBU publications. The Competition Jury will also review and decide on all protests submitted to it. The procedures of the Competition Jury will be governed by Art. 9.4, Art. 10 and Art.11 of the IBU Para Biathlon Event and Competition Rules as well as Annex A Chapter 1.

2.3.1.1 Time of Election

The competition juries to be established for an event must be elected before the first official training. The competition juries will remain competent throughout the event; however, changes of elected members may be made by election for pressing reasons.

2.3.1.2 Chair

The chairperson of the Competition Jury will be the TD. In case TD is not appointed to an event, RD will be the chairperson.

2.3.2 Competition Jury Line-Up

At all IBU Para Biathlon World Cup and World Championships events, the Competition Jury will consist of five members as follows:

- a. the IBU RD/TD as chairperson;
- b. Para Biathlon Referee assigned by the IBU;
- c. the Competition Chief;
- d. Two team officials elected by the team captains from two different NFs.

2.3.2.1 Only one person per NF may be a member of a Competition Jury at the PWG, WCH, and WC.

2.3.2.2 At Continental Cup competitions, the composition of the Competition Jury will consist of:

- a. The IBU approved IR/TD
- b. Chief of Competition
- c. One team official to be decided by the OC and the team captains of the participating federations.

2.3.3 Election of Competition Jury Members

Election of the competition juries will be conducted by the RD/TD during the team captains' meeting. Candidates may be nominated by the RD/TD or team captains. If there are the same numbers of candidates as open Competition Jury positions, no vote will be necessary and the candidates will become Competition Jury members by consensus. If there are more candidates than open Competition Jury positions, the team captains must take a vote. Only one vote will be allowed per NF. A simple majority will elect a Competition Jury member. If no simple majority is obtained by any candidate, the person with the least votes will be removed as a candidate and the vote will be repeated for the remaining candidates until the Competition Jury members have been elected.



2.3.4 Competition Jury Meetings and Decisions

The Competition Jury must be able to convene within a minimum of time whenever a meeting is required, as directed by the Competition Jury chairperson, and must remain readily available for Competition Jury duties for 15 minutes after the unofficial results have been published. Specific meeting times are detailed in Para Biathlon Annex to these rules. Decisions of the Competition Jury will normally be made with all members present. However, in exceptional cases the Competition Jury will be competent to pass a resolution if at least three members are present. The Competition Jury chair will only vote in case of a tie vote. Decisions will be made by each member voting on the issue and a simple majority will decide.

2.3.5 Duties of and Procedure for the Competition Jury

A detailed list of duties of the Competition Jury is given in Para Biathlon Annex B to these rules.

2.3.6 Appeals against Competition Jury Decisions

An appeal may be made within 15 minutes after the final results have been posted, including penalties and disciplinary measures imposed by the Competition Jury. Such appeal may be lodged at events where a Jury of Appeal has been established: PWG, WCH and WC. Appeals may not be made to decisions regarding delay or postponement; here the Competition Jury is the final authoritative body.

In any other events no appeal can be lodged after the final results have been posted.

The appeal must be made to the Jury of Appeal, and be put forward in accordance with Art. 11 of the IBU Event and Competition Rules.

2.4 Jury of Appeal

2.4.1 The Jury of Appeal consists of three members and is newly constituted for each event listed in ECR 2.3.6.

The chair will be held by the member of the IBU Executive Board who has been appointed by the Executive Board to officially represent the IBU at the event. In cases IBU EB member is not present, the chair will be the representative of the BIU;

Other members are the Chair of BWG and the member of the IBU TC serving as liaison to Para Biathlon.

The Appeal must be decided within 72 hours of receipt of the Appeal by the Chair, unless all parties involved in the Appeal agree in writing to an extension of time for the hearing (phone conference, in person, e-mail exchanges).

2.4.2 Appeal Proceedings for the Jury of Appeal

A detailed summary of appeal proceedings for the Jury of Appeal is given in Annex B to these rules.

2.5 Race Directors

2.5.1 The Race Directors are officials appointed by the IBU.

2.5.2 The RD will conduct the necessary inspections and meetings with the OC to ensure proper preparations, or delegate this responsibility to the TD.

2.5.3 The RD WC will be the RD at the PWG.

2.6 Technical Delegates

2.6.1 General Regulations

TDs will be appointed by the IBU TC and will work under the guidance of the RD. In the absence of the RD, the TD will assume the RD's duties.

2.6.2 Appointment of TDs

TDs will be appointed by the IBU TC from among its members or from the TD group at least two years prior to PWG, one year prior to WCH and in the season before for all other IBU events.



2.6.2.1 The TD will be the chairperson of the Competition Jury or juries for the event for which they have been appointed.

2.6.2.2 TD's functions only apply for the event for which they have been appointed.

2.6.3 Tasks and Duties of TDs

The TD must arrive at the event site in sufficient time before the event and must perform all the necessary functions required by these rules and the circumstances at the venue before, during and after the event. The TD will be responsible for directing the IRs during the event. Detailed tasks and duties of TDs are given in Annex B to these rules.

2.6.4 TD Expenses

The exact time frame of the TD's duty is set by the IBU. OCs of IBU events and competitions are responsible for paying the TDs' accommodation, board and local transport (to and from airport and venue, etc.) expenses during the time frame mentioned above. The IBU is to cover the TD's travel costs and his/her daily allowances as stipulated by the IBU regulations in force at the time.

2.7 IBU Referees (IBU Rs)

2.7.1 General Regulations

IBU Referees are appointed by the IBU TC to officiate at IBU events. They are responsible for the correct performance of duties and tasks related to their area of responsibility, in cooperation with the competition committee. In addition, IBU Rs will be required to direct, advise, and assist other competition officials in their duties, and to intervene to prevent mistakes from being made. The IBU Rs at an event will be subordinate to the TD, report to him/her on the performance of their duties and must follow his/her directions.

2.7.2 Appointment of IBU Referees

IBU Referees appointed by the TC for the PWG, WCH and WC must hold a valid Para Biathlon IR license. IBU Rs for other events may be appointed by the respective NF or OC and must also hold a valid Para Biathlon IR license.

At PWG, WCH and WC, all appointed IBU Referees must be from outside the host country and members of the Para Biathlon IR Group. At CCH and CC, all IBU Referees may be from the host country. However, exceptions may be permitted by the TC provided the person has extensive experience from Para Biathlon.

2.7.3 IBU Referee Functions at Competitions

The functional areas where IBU Referees will be appointed at competitions will be:

- start/finish;
- shooting range;
- course;
- material control.

2.7.4 Numbers of IBU Referees for Events

The following numbers of IBU Referees will be appointed for events:

- a. PWG 6 (all appointed by the IBU);
- b. WCH/WC 4 (all appointed by the IBU);
- c. CCH 1 (appointed by NF, approved by IBU);
- d. CC 1 (appointed by NF, approved by IBU);

2.7.5 IBU Referees Tasks and Duties

Detailed tasks and duties of IBU Rs (IRs) are given in Para Biathlon Annex B to these rules.



2.7.6 IBU Referees Expenses

The exact time frame of the IBU Referees duties is set by the IBU. OCs of IBU events and competitions are responsible for paying the IBU Referees' accommodation, board and transport (venue/airport, etc.) expenses during the time frame mentioned above. The IBU is to cover the IBU Referees' travel costs and his/her daily allowances as stipulated by the IBU regulations in force at the time.



3. COMPETITION VENUES AND FACILITIES

3.1 General

The competition venue is the site on which biathlon competitions and training are conducted, and consists of the stadium area, courses and the associated technical and spectator areas. Located in the stadium area are the start/finish areas, shooting range, penalty loop, relay hand-over zone and spectator areas. The technical areas are near the stadium and consist of the ski test area (where still existing), team waxing huts, team lounge, athlete changing area, and parking spaces, as well as the buildings and offices necessary for the OC. The venue must be technically suitable, according to these rules, to allow all the types of biathlon competitions to be held, and must offer the best possible viewing of the competitions to spectators, and fulfill all the requirements of TV coverage.

3.1.1 General Requirements

The start and finish areas, shooting range, penalty loop and relay hand-over zone must be located on level ground and close together to provide the majority of the spectators with a good view of competition activities. These areas and critical parts of the course must be fenced off in order to prevent competitors from being impeded or going astray, and to prevent access by unauthorized persons. However, the height and extent of the fencing must be minimized as much as possible to avoid interference with TV coverage. There must be sufficient space for competitors and competition officials to conduct their required activities and adequate room for team support staff, press, photographers and spectators, and enough space for TV camera crews and their broadcasting facilities without the broadcasting interfering with the competition. Diagrams of examples of facility layouts are given in the OC Guidelines.

3.1.1.1 Maximum Distance and Altitude Difference

The competition venue for the OWG and WCH will be no more than 30 km or 30 minutes' travel and should not be more than +/- 300 m in altitude from the teams' living accommodation, unless otherwise approved by the IBU EB.

3.1.1.2 Competition Office

A competition office or sub-office must be located in or near the stadium area. The office must be open during regular hours during the entire event, beginning on the arrival day, and will be the official interface between teams and the organizing committee. Teams must be able to submit entries for competitions at the office and information about the event and competitions must be available in the office. A mailbox for each participating team must be provided in the office or close to it.

3.1.1.3 Electronic Information Board

At PWG, WCH and WC there must be an electronic information board with at least six lines, in the stadium area, in a location as approved in the licensing process or by the RD.

3.1.1.4 Artificial Lighting

IBU competitions may be held under artificial lighting when approved by the EB as part of a given program. Under exceptional circumstances, the Competition Jury may authorize a competition to be held under artificial lighting. In any case, the lighting must meet the following standards:

- Lighting conditions must be the same for all competitors;
- App. 300 lux across the entire length of the course and stadium, without any dark areas (when a venue has lights) and app. 600-800 lux on the finish line;



3.2 Start and Warm-Up Areas

3.2.1 General

The start area for all competitions must be level with the snow well packed and smoothly groomed, and should be visible to spectators. The start must be placed at right angles to the skiing direction and must be marked with a red line sunken into the snow, except where an electronic start gate is in use. The area must be well fenced-off and must be suitable to cope with the traffic flow of competitors, team support staff and officials without problems. There must be a warm-up area immediately adjacent to the start zone for competitors to perform their final, pre-competition warm-up, with enough room to store warm-up clothing, an area for checking and/or storing skis (with ski racks holding the required number of skis for the competition) or as directed by the RD/TD.

3.2.2 Individual, Middle, Sprint, Sprint Pursuit Qualification, and Team Sprint Qualification Competition Start Areas

The start area for Individual, Middle, Sprint, Sprint Pursuit Qualification, and Team Sprint Qualification competitions must be approximately 8-10 m long and a minimum of 2 m wide and must be separated from the warm-up area by a fence with an opening to allow controlled access to the area.

3.2.3 Pursuit, Sprint Pursuit, and Team Sprint Competition Start Area

The start area for the Pursuit, Sprint Pursuit, and Team Sprint competitions must have a minimum of two start lanes. The actual number of start lanes will be determined by the number of simultaneous starts in the start list – if there are three starts in the same second, there must be three start lanes, etc. The start lanes must be numbered from the competitors' right to left, 1.5-2 m wide and sufficiently long to hold the required number of competitors. A common start line must cross the end of the start lanes. The lanes must be parallel to each other and must be clearly separated. There must be a separate passage or lane that allows access across the start line in the case of late starts. This lane must be supervised by a start official. At the PWG, WCH and WC, a transponder timing point must be installed 1.5 m after the start line with a video camera installed to capture the relative start time of each competitor in case of an early start.

3.2.3.1 Sprint Pursuit, Pursuit, Team Sprint Start Boards

Separate boards, showing the start numbers and start times for each lane in large print easily readable by competitors and officials, must be positioned in front of the applicable start lanes and at the start line, on the competitor's left such that the start line can be easily seen from the front for control of each starter.

3.2.4 Course Information Boards

There must be a board at the entrance to the start area that shows the course map for the competition.

3.2.5 Start Clocks

At the start area for Individual, Middle, Sprint and Sprint Pursuit Qualification competitions, there must be a start clock placed so that it is easily readable from the start line. The display of the clock and the sound signal must be synchronized. For the Pursuit, Sprint Pursuit, and Team Sprint Finals competitions, there must be a start clock on the left and right sides of the start. In addition, there must be a clock in or near the start area that is easily visible to competitors in the area and that displays the correct time of day.

3.2.6 Equipment/Materials Inspection Prior to Start

The equipment/materials inspection prior to the start must be located in close proximity to the start area and shooting range for air rifles. Its placement and design must facilitate the smooth, orderly and timely flow of competitors/team staff through to the start. The inspection station must have tables and the required equipment and materials to perform the checks.



3.3 Course and Associated Sections

3.3.1 General

The course is the network of ski trails to be used for the competition. It consists of continuously changing flats, climbs and downhill sections. Extremely long and difficult climbs, dangerous descents and monotonous flats are not permitted. Changes in direction of the course must not occur so frequently that a competitor's ski rhythm is seriously disturbed. Detailed course specifications are given under Art. 1.4.10 in Table 1.

3.3.1.1 TV Zones

Zones for TV coverage of the competitions will be established on the course by the RD responsible for the event. The primary purpose of the zones is to ensure the best possible media coverage of the competition and in particular to prevent non-competing persons from obstructing the TV broadcast.

3.3.2 Altitude, Width, Gradient and Length

3.3.2.1 LW2-9 and NS1-3

The maximum altitude of any part of the course may not be higher than 2.000 m above sea level, unless an exception is specifically authorized by the IBU EB in necessary circumstances. Height Difference (hd): the maximum permitted difference in altitude between the highest and lowest points on the competition course is 80 m. Maximum climb (mc): the maximum permitted height difference of an ascent, without either a flat part or a descent of at least 200 m in length, is 50 m. For all IBU events, the course must have a minimum width of 6 m of groomed snow surface for the competitors plus additional space for coaches and TV.

In steep sections of the course, the trail must be even wider, up to 8 m. If narrower sections such as bridges or mountain passes are unavoidable, the narrow parts may not be less than 4 m wide for not longer than 50 m. The actual length of the course may not be more than 2% shorter or 5% longer than the length specified for the competition, as measured in the center of the course. The maximum grade for all climbs on the competition course must not exceed 18 percent in LW 2-9 and NS 1-3-categories.

3.3.2.2 LW10-12

The maximum altitude of any part of the course may not be higher than 2.000 m above sea level, unless an exception is specifically authorized by the IBU EB in necessary circumstances. For all IBU events, the course must have a minimum width of 3 m of groomed two classic tracks for the competitors plus additional space for coaches and TV. In sprint pursuit competition, the trail must be even wider, up to 5 m with 3 groomed classic tracks. If narrower sections such as bridges or mountain passes are unavoidable, the narrow parts may not be less than 4 m wide for not longer than 50 m.

In addition, course design for the LW10-12 class must adhere to the following guidelines:

- Courses should be placed on undulating terrain (not long flat courses) so that skiers have chances to rest. The 1/3 up, 1/3 down, 1/3 UT criteria applies equally to sit ski courses.
- Uphills should in general not be steeper than 10 - 12 % gradient or too long (not over 200 m in length)
- Downhills should have straight run-outs preferably with a slight uphill to break the speed, the hills should not be steeper than 12 - 14 % gradient
- Corners and turns should be placed where the speed is slow.
 - Corners on flat part of the course should optimally not be less than 90° angle (larger angle required for downhill corners). This applies in the stadium as well, for example for lapping or into the shooting range. (NOTE: If you as a standing skier are poling without using the legs, the skis should easily follow

the track both in curves/bends in flat parts and also in down hills – if we have to “work” with the legs, a sledge will have problems).

- Banking to inside can help the skier make a sharp or a high-speed turn. Corners must not bank to the outside of the curve. 180° turning platforms at top of climbs must be flat and wide enough for passing.
- Turns of 180° can be made at the top of climbs where speed is very low.
- The minimum radius of a turn in a flat section or downhill section shall be 15m.
- Courses should be long and flowing and should not contain unnecessary sharp technical turns and steep uphills. A too technical course is a disadvantage to LW10/10.5
- Courses must be flat from side to side through all sections (except on banked on corners)
- Junctions and merging zones require special placement and design and should occur in areas of lower speeds and high visibility.

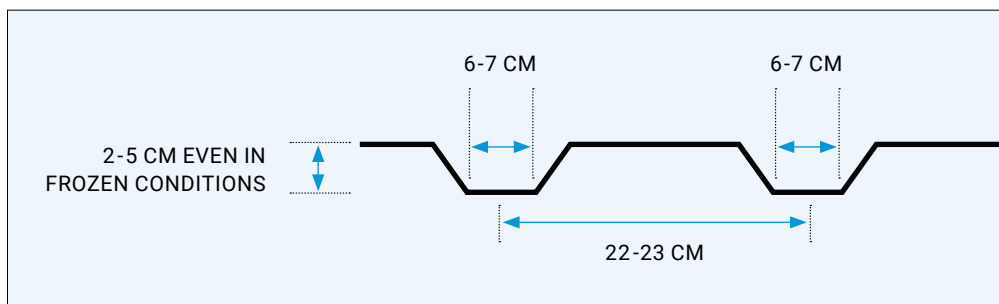
2 classic tracks should be groomed at most parts of the course, as long as passing is possible outside the tracks when necessary. If passing is not possible outside of the tracks, one track should be set. The tracks should be in general set along the ideal skiing line of the competition course. The track is normally set in the middle of the course except through curves. In curves there should only be set track where the skis can glide unrestrained in the set track. Where the curves are too sharp and the speed is considered to be too high for the skier to stay in the track, the track should be removed. To decide the proper course preparation and track setting, the best competitors and highest possible speed must be taken into consideration.

The two tracks should be set 22cm - 23cm apart, measured from the middle of each track. The depth of the track should be 2-5cm, even in hard or frozen snow. Where two or more tracks are used, they should be a minimum 1.50 meter apart measured from the middle of each pair of tracks.

3.3.2.3 LW 10-12 course

2 classic tracks should be groomed at most parts of the course, as long as passing is possible outside the tracks when necessary. If passing is not possible outside of the tracks, one track should be set. The tracks should be in general set along the ideal skiing line of the competition course. The track is normally set in the middle of the course except through curves. In curves there should only be set track where the skis can glide unrestrained in the set track. Where the curves are too sharp and the speed too high for the skier to stay in the track, the track should be removed. To decide the proper course preparation and track setting, the best competitors and highest possible speed must be taken into consideration.

The two tracks should be set 22cm - 23cm apart, measured from the middle of each track. The depth of the track should be 2-5cm, even in hard or frozen snow. Where two or more tracks are used, they should be a minimum 1.50 meter apart measured from the middle of each pair of tracks.





3.3.3 Safety

The course must be prepared so that a competitor may ski it without undue risk of an accident. To improve the safety of the competitions, the Competition Jury may alter the loop of competition, even if this means that the course will not meet the distance or climb requirements.

3.3.4 Grooming and Track Setting

The course must be as level as possible, solidly packed and smoothly groomed. Downhill turns must be banked as necessary. All types of hindrances and obstacles must be cleared from the course, such as stumps, branches, stones and soil. Overhanging or protruding branches must be trimmed so that they do not obstruct or endanger competitors. Fast and straight downhill sections should have groomed 1 classic track if possible.

If required for standing and NS1-3 course, tracks will be laid in downhill sections as directed by the RD. Tracks must not be set in such a way or in places where they may endanger or hinder competitors. The width and depth of tracks should be provided at the edge of the competition course, if the snow conditions allow it.

3.3.5 Marking

The course must be so clearly marked and defined so that competitors are at no time in doubt as to how to follow the course. This applies especially to descents, trail junctions and other critical points. Clear markings must be placed at such points. Closed sections of the course or junctions must be completely closed with continuous V-boards or fences.

3.3.6.1 Course Sequence Colors

The sprint pursuit course must be marked purple, the 2 km course must be marked red, the 2.5 km course green. Junctions must be clearly marked with course colors.

Separate and clearly understandable markings for LW 10-12 should be marked.

3.3.7 Fencing and V-boards

All trails that will not be used in the competition must be closed. Trails close to each other must be separated by fences or V-boards so that competitors cannot go on the wrong trail. V-boards should be clearly visible, approximately 20 cm high and approximately 1 m long, and made of heavy material that will not be blown over by the wind.

3.3.8 Forerunners

The RD/TD and IBU Referee will decide whether to use forerunners or not.

3.3.9 Course Specifications for Competitions

Table 1 under Art. 1.4.10 details the required technical specifications for courses for each type of competition.

3.3.10 Team Sprint Hand-Over Zone

In Team Sprint competitions, there must be a well-marked hand-over zone, 20 m long and 6 m wide, at the end of a straight trail section placed in such a way that incoming competitors will arrive at a controlled speed. The last 30 m of the trail before the zone must be at least 6 m wide. The hand-over zone must begin at the timing line or at least close to it. The beginning and end of the zone must be marked with a 1 m-long red line on the right and left side and with signs "Hand-over Start" and "Hand-over End". The zone must be closed with V-boards or a fence along both sides, with one access gate for controlled entry by starting competitors.



3.3.10.1 The last 50 m of the course before the hand-over zone must allow athletes a comfortable entrance to the zone. The hand-over zone may only be entered by the incoming and outgoing competitors and by the officials responsible for supervising the hand-over zone.

3.3.11 The Penalty Loop

In competitions where a penalty loop is used, the penalty loop must be set up immediately after the shooting range and no further than 60m skiing distance from the right edge of the range to the entrance of the penalty loop. The loop should be an oval trail which is at least 5-6m wide. The length of the loop shall be 75m long for the Sprint Pursuit and Team Sprint. For all other events (sprint, middle and individual) the loop shall be 150m long for standing and NS classes and 100m long for sitting classes measured along the inside perimeter of the loop. Length is measured along the inside perimeter of the loop. The opening must be at least 15m long. The penalty loop must be marked off with v-boards, set up so close enough together that competitors have no chance of mistaking the entrance/exit. The penalty loop must be located in a level area in such a way that no additional distance between the course and the penalty loop has to be skied by the competitors when they have to enter the penalty loop.

3.3.11.1 The penalty loop must be located in a level area in such a way that competitors do not have to ski any additional distance between the course and the penalty loop when they have to enter the penalty loop.

3.3.12 Warm-up Course

For all IBU events, there must be a separate course, in close proximity (approximately 300 m) to the start area and with easy access, taking into account also sitting athletes, from the team wax cabin area, on which competitors can warm up. The course must have a minimum length of 400 m and must be prepared the same as the competition course for all categories including minimum one classic trail, but must not be a part of the competition course.

3.4 Shooting Range

3.4.1 General

The shooting range is where all shooting takes place during a competition. It must be located in the central area of the stadium and both the targets and the shooting ramp must be visible to the majority of spectators. The range must be flat and level and must be surrounded by adequate safety berms on the sides and behind the targets in accordance with the applicable national safety rules. The shooting range must be set up and placed with strict regard for safety in relation to the trails, stadium and the surrounding area. The shooting direction should generally be northward, with consideration for the light conditions during competitions. Safety baffles that obstruct the visibility of the competition to spectators or TV should be avoided if at all possible. The shooting range must conform to all local laws.

The shooting range for PWG must have 12 shooting lanes for vision impaired classes (electronic) and 18 shooting lanes for LW classes (air rifle). For World Cup and World Championships the range must have minimum 10 shooting lanes for vision impaired classes and minimum 12 shooting lanes for LW classes. In case of small number of athletes participating in World Cup competitions the Jury may reduce the number of shooting lanes, if doing so does not affect the quality and fairness of the competition.

3.4.2 Specifications and Configurations

3.4.2.1 Shooting Distance

The distance between the front edge of the shooting ramp (firing-line) and the line of targets must be 10 m +/- 20 cm.

3.4.2.2 Prone shooting and target placements

Looking in the shooting direction, the right half of the range will be for LW targets and the left side for VI targets. The division must be clearly indicated to the competitors by signboards.



3.4.2.3 Entrance and Exit

During both training and competition, competitors must enter the range from the left and exit on the right side.

3.4.2.4 Levels

The surface of the shooting ramp and the surface on which the targets are situated must be as near the same level as possible. The shooting ramp and the surface on which the targets are placed must be at a higher level than the ground between them by at least 30 cm, and more if required by local snow conditions.

3.4.2.5 Range Area Configuration

At the rear of the range, there must be a fenced-off area of min 10 m width (shooting ramp), measured back from the front edge of the firing line, and extending along the entire back of the range. The area is to be reserved for competitors, team staff, officials and members of the juries. However, if authorized by the RD/TD, other persons such as TV camera crews may be allowed in this area. On the back of shooting ramp 2m wide area is reserved for rifle racks (1 per shooting lane) and team staff members with scopes and other necessary shooting equipment.

Directly behind that area there must be a second fenced area of at least 2 m in width and at least 30 cm higher than the shooting ramp, reserved for scorers/other range officials and media. This area must be configured so that the scorers have good visibility of the targets and the shooting ramp area.

3.4.3 The Shooting Ramp

The shooting ramp is the area at the rear of the range where the competitors lie to fire. The ramp must be totally solid, even, smooth, and level for the entire area used by competitors during the competition.

3.4.3.1 Shooting Lanes

The shooting ramp is divided into shooting lanes from which one competitor at a time will shoot. Every shooting lane must be at least 2.75 m but not more than 3 m wide. The width of the lanes must be marked on both sides of the shooting ramp from the front edge for a distance of 1.5 m to the rear with a red colored board sunken into the snow so that it is 2 cm below the snow surface. Both sides of each lane must be marked from the ramp to the targets with one lane divider (T-posts with signboards max. 20 cm wide by 15 cm high or signboards of the same size fixed on a steel wire), in alternating colors matching the background color of the target numbers that clearly define the lanes but do not interfere with shooting. The line of lane dividers should be at 8 m. There must be a minimum distance of 3-5 m between the outer edge of the left and right lanes and the start of the safety berms they adjoin. This distance must be maintained from the ramp to the targets.

3.4.3.2 Shooting Mats

For shooting in both the prone and standing positions, mats must be placed with the front edge on the firing line and in the middle of the shooting lane. For all IBU events, the mats must be 200 cm x 150 cm and 1 to 2 cm thick, and must be made of synthetic or natural fibers with a non-slip surface. The shooting mats must be marked with a 5 cm-wide line 50 cm from the firing line to help the competitors assume the correct shooting position.

3.4.4 Targets

3.4.4.1 Types of Targets

There are three types of targets used for Para Biathlon training and competition: paper and metal for LW classes and electronic for VI classes. Only metal targets will be used for competition and only paper targets shall be used for pre-competition rifle zeroing of rifles. Both paper and metal targets may be used for LW class official training. Electronic targets may be used for NS class training, testing and competition.



Only targets that are in conformity with the IBU Para Biathlon Materials Catalogue may be used for IBU Para Biathlon competitions.

The shooting range for PWG must have 12 shooting lanes for vision impaired classes (electronic) and 18 shooting lanes for LW classes (air rifle). For World Cup and World Championships the range must have minimum 10 shooting lanes for vision impaired classes and minimum 12 shooting lanes for LW classes. In case of small number of athletes participating in World Cup competitions the Jury may reduce the number of shooting lanes, if doing so does not affect the quality and fairness of the competition.

The LW targets used for PWG and WCH and all other events with live TV/webcasting coverage must have a remote reset capability (without a rope) and electronic target scoring data.

The same type of targets must be used for all competitors in one competition.

3.4.4.2 Target Maintenance

Targets must be maintained, set and adjusted according to the manufacturer's instructions.

3.4.4.3 Target Placement

The targets must be set up in a level straight line, parallel to the front edge of the shooting ramp. They must be level in all directions. The targets must be placed so that the target is in the middle of the width of the lane. The targets must not deviate sideways more than 1 degree from the right angle plane of their shooting lanes. The target center must be 43 cm (+/- 5cm) higher than the surface of the shooting ramp.

3.4.4.4 Target Background

The background behind the targets must be white from the ground level to a min. of 50 cm above the upper edge of the target, including all constructions in this area.

3.4.5 Numbering and Markings

The shooting lanes and the corresponding target numbers must each have the same number, easily visible, and beginning from the right with number 1. At all IBU events, the shooting lanes must be numbered on the left and right side at the front edge of the shooting ramp. The number signs at the shooting ramp must be placed so that they do not obstruct TV coverage of the shooting competitors but are visible enough for athletes. The size of the target numbers must be 20 cm high with a line width of 2 cm, and they must be mounted on a board 25 x 20 cm centered immediately above the targets. Both the target and shooting lane number signs must be in alternating colors, matching the T-post lane markers, or in specific colors, as decided by the IBU.

3.4.5.1 Entrance and Exit Boundaries

At the entrance and exit of the range, 10 m outward from the left and right hand shooting lanes, there must be a clear marking. These markings will indicate the outer edges of the information prohibition zone at the range.

3.4.6 Wind Flags

At competitions and official training, wind flags must be installed at the side of every second shooting lane beginning at the right side of lane 1, at 5 m from the shooting ramp. The flags must be placed so that the top edge of the flag is at the same level as the bottom edge of the targets and cannot obstruct a direct line of sight to the targets.

3.4.6.1 Wind Data Collectors

The OC is allowed, but not required, to place wind data collector devices on the range in conjunction with the wind flags. However, any kind of display which could be seen by the competitors is not allowed, and all data collected must be made equally available to participating teams.



3.4.7 Rifle Racks

During competitions, one rifle rack must be provided for each team per allocated shooting lane in use for competition, training or zeroing, holding a minimum of seven rifles per lane. The racks must be built to allow skis to pass under them.

3.4.8 Video Cameras on Range

At all IBU competitions, video cameras must be installed on the shooting range in sufficient number so that the placement and number of cameras totally covers and records all actions of all competitors on the range.

3.5 Finish Area

3.5.1 General

The finish zone begins on the competition trail at the finish line and ends at the finish equipment/materials and clothing inspection point. It must be at least 30 m long and 9 m wide without obstruction. The last 50 m to 75 m before the finish line must be straight and 9 m wide, and divided into:

- three equal corridors
- two sets of classic tracks groomed between the corridors (for sit skiers)
- lane markers should be set between the between each of the two classic tracks that do not interfere with skis

Only officials, finishing competitors and specially authorized TV personnel under the supervision of the Start/Finish IR are permitted in the finish zone. Space must be provided for the finish line timing equipment, installations/markings/advertising and broadcast equipment, such as rail cameras etc., as specified for each IBU Event.

3.5.1.1 The finish line must be marked by a sunken red line in the snow at a right angle to the incoming trail and clearly visible to the competitors and broadcasters' cameras.

3.5.1.2 Sections with marked Corridors

In sections with marked corridors, the competitors should choose a corridor (or track) before the first corridor marker. In all competitions, obstruction is not allowed.

Competitors are only allowed to leave the chosen corridor as long as they are not obstructing other athletes (this behavior is defined as deliberately impeding, blocking, charging or pushing any competitor with any part of the body or ski equipment).

3.5.2 Finish Equipment/Materials Inspection

The finish equipment/materials inspection must be located so that finishing competitors flow into it automatically and can pass through it under supervision so that finished competitors do not obstruct the outgoing trail from the hand-over zone. The finish zone fencing and placement must be set up so that competitors are automatically led into, and have no way of evading the finish equipment/materials inspection.

3.5.3 Media Area

Adjacent to the finish zone and equipment inspection area, a fenced-off area (mixed zone) has to be established for TV company representatives, journalists and photographers to have close contact with the competitors for interviews and pictures after they finish.

3.5.4 Refreshment Point

There must be a refreshment point after the finish zone, the location of which must be agreed with the RD/TD, for serving drinks and providing paper tissues and similar necessary services to competitors after



they finish. Any beverages or foodstuffs provided there must be protected against the introduction of any prohibited substances.

3.5.5 Clothing Change Shelter

In the vicinity of the finish zone, there must be a shelter providing privacy where competitors can change their clothing. The size of this shelter must be approximately 2 x 3 m and must be accessible without having to take off skis.

3.5.6 Finish Exit Zone

After the mixed zone, there must be an area where competitors can meet their team staff and service firms, and retrieve their clothing and materials/equipment.

3.6 Team Waxing Cabins, Dressing Rooms and Parking Areas

In or very near the stadium area, there must be a sufficient number of permanent buildings or good quality temporary facilities in which teams may store materials/equipment and wax skis. The cabins must be provided with lights, electric power outlets and adequate ventilation for removing wax fumes, and must be warmed to at least 20 degrees Celsius.

Each NF with a total number of competitors entered to start (men's and women's classes) of four to nine must have its own wax cabin and dressing room, whilst NFs with a total of ten or more competitors entered to start must be given two wax cabins or one very large cabin and two dressing rooms. Teams must be given the option to have wheelchair accessible dressing rooms. There must be wheelchair accessible bathrooms in the team dressing areas and in the stadium area.

Smaller teams may have to share a cabin if work-space and security regulations permit. The cabins should be equipped with locking doors and teams are to be issued with corresponding keys. If the entrances cannot be locked, the OC must provide security for the cabins. Parking space for team vehicles and ski preparation trucks must be provided within a reasonable distance of the cabins.

OC may invoice teams max. 500 € / wax cabin and max. 500 € / dressing room cabin/IBU event. If well prepared and planned common dressing rooms are available for all athletes separately for W/M (combined cabins, tent etc.), separate dressing room cabins are not needed for the team and should not be invoiced.

If a team requests more cabins, the price is 1 000 € / cabin.



4. COMPETITION EQUIPMENT AND CLOTHING FOR EVENTS

4.1 General

The term “competition materials/equipment and clothing” includes all of the materials, equipment, competition gear and clothing that the competitor uses during an event, including advertising. The definitions and specifications of competition materials/equipment and clothing, and advertising, are stipulated in the IBU Materials Catalogue (Annex A) and the IBU Advertising Rules.

4.11 All competitors must comply with the FIS Para Snowsports Equipment Specifications:

https://assets.fis-ski.com/f/252177/x/178dafc174/2024_07_01-fis-para-snow-sports-equipment-specifications_clean.pdf

4.2 Inspections of Equipment/Materials and Clothing

4.2.1 Preliminary Control

Competitors’ materials/equipment and clothing must be inspected before the start and after the finish of a competition. Additionally, a preliminary check of such materials/equipment and clothing is to be provided well in advance of a competition, usually before the first official training, to ensure that no problems occur.

All registered competitors must have their equipment controlled when they first arrive for an IBU event series or after making any changes to their materials/equipment or clothing. After a competitor’s rifle has been checked and approved, an IBU control sticker will be attached to the rifle stock.

No equipment, materials or clothing may be used at an IBU event unless they are according to the current Event and Competition Rules, as well as the IBU Advertising Rules, and have been approved by the IBU, e.g. RD, TD or IBU R Material Control.

4.2.2 Pre-Start Materials/Equipment and Clothing Inspection

Competitors must report at the start materials/equipment and clothing inspection area not later than 10 minutes prior to the competition start to have their rifle checked, and their clothing inspected. Coaches are responsible for athletes’ rifle check. Rifle checks are implemented at the shooting range. Competitors (or team staff) must deliver the race skis either for the fluor test or for the common waxing, according to the provisions and at the time mentioned in the corresponding protocol. This applies for all kind of competitions.

Competitors are responsible for the time that it takes to make the inspection/markings, even if this results in a late start. Competitors whose materials, equipment or clothing do not conform to IBU regulations will not be authorized to pass through the start materials/equipment and clothing inspection until the discrepancies have been corrected. Skis can be changed/replaced according to the procedures of the corresponding protocol. Equipment, rifles, materials and clothing that have been inspected at pre-start equipment inspection must not be modified in any way prohibited by these rules or the IBU Materials Catalogue. In no case does the foregoing relieve competitors of their responsibility to abide by Art. 1.5.2. To facilitate the inspection, the materials/equipment and clothing checkpoint must be opened at least 1 hour and 15 minutes before the start of the competition and the competitors will have the right to have their materials/equipment checked from that time onwards. The early opening or late closing of the prestart equipment inspection will be permitted and encouraged at all competitions in order to avoid time difficulties.

4.2.2.1 Specific Checks at Pre-Start Equipment Inspection

The following checks are to be made:

- a. That competitors are wearing their start number and thigh numbers;



- b. The rifle has been safety-checked to confirm it does meet the specifications for the air rifle. The rifle pre-competition safety check will be conducted at or near the shooting range by the OC and monitored by the IBU referee.
- c. The weight, trigger resistance, dimensions and shape of the rifle, and the advertising on it will be checked for correctness. The serial number will be recorded on a checklist so that the rifle can be verified after competitor has finished the shooting;
- d. Skis and poles will be checked for correctness; especially the skis will be checked with regards to not having been prepared with prohibited materials (specified in Annex). Those checks will be conducted in accordance with the current test protocol which will be published for each season;
- e. Clothing and other materials/equipment will be inspected for correctness, including advertising.

4.2.2.2 Ski Marking, Storage and Hand-out

Competition skis will be marked and stored at the inspection checkpoint inaccessible for competitors and team staff to prevent unauthorized changes before the competition. The skis will be handed out to the competitors when entering the start area. For LW 10-12 athletes one team member per athlete is allowed to enter this area to help to attach the skis.

4.2.2.3 Delays Before Start

Competitors are themselves responsible if they are delayed in starting because they have reported late to the equipment/ski inspection area, or because of corrections that have to be made to their clothing or equipment. The OC must provide sufficient staff to ensure prompt equipment inspections and thus prevent competitors who have reported in time from starting late.

4.2.2.4 Final Check Before Start

Two minutes prior to the start, a check will be made of the competitor by the starter's assistant(s) in order to ensure the following:

- a. That the competitor is wearing a start number and thigh numbers;
- b. That advertising regulations are not being violated;
- c. That the competitor has transponders if they are in use;
- d. That the competitor is not in possession of any wireless communication/listening device;

However, this check does not relieve competitors of their responsibility to abide by Art. 1.5.2.

4.2.3 Finish Inspection

After arriving at the finish, and after the hand-over zone in the Relay competition, a check will be made to confirm the following:

- a. Before leaving from shooting range team staff has to check the rifle:
 - a. That competitors have finished with their marked rifle (IBU control sticker)
 - b. Random tests done by IBU referee:
 - rifle trigger resistance is at least 0.5 kg (may be conducted as a spot check, if authorized by the RD/TD/IBU Referee);
 - The power of the air rifle should not exceed 8 joules. This is calculated by measuring the muzzle velocity of the pellet. It cannot exceed 560 feet per second (170 meters per second) using a .547 gram (8.44 grain pellet);
 - All ammunition in magazines will be removed at this inspection.



- b. Finish area: That competitors have finished with with their marked skis and poles being in accordance with the Materials Catalogue (Exception: Art. 7.3.1 ECR); tests may be conducted as authorized by RD/TD/IBU Referee; in case of skis being tested as non-compliant in the finish, this result will be handled in accordance with the current test protocol;
- c. That the advertising regulations have not been violated.



5. TRAINING AND ZEROING

5.1 General

Competitors and team staff must be provided the opportunity and the facilities to prepare for the competitions. For that purpose, the OC must set official training times, provide ski testing facilities, and offer the opportunity for competitors to zero/test rifles and warm-up prior to the competition.

5.1.1 Exceptions

In extraordinary circumstances, the Competition Jury may close the entire facility or limit training on the facility to certain parts or to specific times.

5.1.2 Rights for Training and Training Bibs

Competitors and guides who have registered for an IBU event may use the course during the official training. Different categories may not participate in official training and zeroing of another class; however, the RD/TD is authorized to permit mixed training and zeroing/testing on training and competition days when this is in the best interest of the competitors and the OCs. The training bibs assigned by the IBU, if in use at the event, must be worn only by the assigned competitors during all training, and by the assigned team staff and service firm personnel skiing on the course at any time during the event. At IBU events bibs may not be transferred to other persons.

5.2 Types of Training

At all biathlon events, OC should provide “Official training” and “Training”.

5.2.1 Official Training

At all IBU events, the competition facility and courses must be open for inspection and official training at least once before the first competition. The facilities and courses must be prepared as for the competition and the training must be held at the same time of day as the competition itself, if at all possible. Each subsequent competition should also be preceded by the official training unless it is not possible in the event program or due to other circumstances. At all IBU events, ranges will be allocated for official training according to Art. 5.2.4 unless specifically changed by the RD/TD. At all other events, a simple draw should be done.

After 20 minutes, the first row of paper targets will be changed and metal and paper targets will be used. Athletes are now free to choose any available shooting lane they wish until the end of the training period; however, the paper targets will be reserved for the assigned NF(s) for a further 25 minutes.

5.2.2 Training

Training is the time that the OC allows for training on the facility in addition to the official training, when the facility does not have to be prepared as for the competition. OCs should allow as much time as possible in the event program for training. At all IBU events, ranges will be allocated for training according to Art. 5.2.4 unless specifically changed by the RD/TD. At all other events, a simple draw should be done.

After 20 minutes, the first row of paper targets will be changed, and metal and paper targets will be used. Athletes are now free to choose any available shooting lane they wish until the end of the training period; however, the paper targets will be reserved for the assigned NF(s) for a further 25 minutes.

5.2.3 Additional (Unscheduled) Training

Any additional training must be offered equally for all teams. Such additional training must be requested at IBU (RD) in writing. Allocation of the shooting lanes and time when metal targets will be open should be determined by RD/TD.



5.2.4 Allocation of Zeroing Lanes for Official Training and Training

For official training and training shooting lanes will be allocated by the RD/TD by a draw. If teams have to be allocated more than one lane, the lanes have to be allocated next to each other.

5.3 Rifle Zeroing

5.3.1 Zeroing Time

Prior to the start of a competition, competitors must be given the opportunity to zero their rifles on paper targets at the shooting range for a period of 30 minutes, which must begin 45 min before and end no later than 10 minutes before the first start. Each "testing round" for NS-class athletes is limited to 5 shots or 2 min. In case of a small number of athletes participating or weather factors, the Jury is allowed to change the zeroing time.

Prior to the start of the Sprint Pursuit Final competition, competitors must be given the opportunity to zero their rifles on the range for a period of 15 minutes without paper change; zeroing must begin at least 30 minutes before and end no later than 10 minutes before the first start.

5.3.2 Paper targets used for zeroing must be placed at the same level and the same distance (tolerance max. + 5 cm) from the firing lane as the competition targets. When three rows of paper targets are placed, the second row must be below or above the level of the competition targets. If the paper targets have to be changed during zeroing, they will be changed after 15 minutes. The time required for the change will not be deducted from the time allocated for zeroing. Metal targets may not be used for zeroing.

5.3.3 Allocation of Zeroing Lanes

If a NF has more than three competitors starting/category, it will be allocated two adjoining zeroing lanes, if available. If the team has more than 6 competitors starting, it may be allocated three adjoining lanes and so on. One reserve member of each team will be permitted to zero before each competition, including the reserve Team Sprint team member.

If a NF has only 1-2 competitor starting, it will be allocated one shared zeroing lane with other NF but the number of athletes may not exceed three per shooting lane. Every athlete who is sharing a lane with other NF athletes should have an equal time for zeroing.

5.4 Use of the Course before the Start

At all IBU events, the course will be open for entered competitors and team staff to warm up and test skis starting not earlier than three hours before the start and ending five minutes before the start, unless otherwise decided by the jury. All competitors on the course must wear their start numbers (or training bibs in the case of reserve athletes.) Team staff must wear their assigned bibs when skiing on the course or at the shooting range, if provided. From five minutes before the start, skiing on the course is forbidden, but team members may walk on the edge of the course.

5.5 Ski Testing on the Competition Course

The TD, in coordination with the RD, may authorize the use of electronic ski testing devices on the competition course in areas of sufficient course width and configuration. If electronic ski testing devices are allowed, they must be removed from the course at least five minutes before the start.



6. START REGULATIONS

6.1 Start Types and Intervals

6.1.1 General

There are three types of starts: single, pursuit and group. At all IBU events, the following regulations will apply:

6.1.2 Individual, Middle, Sprint, Sprint Pursuit Qualification, and Team Sprint Qualification Competitions

Competitors will be started individually at all Individual, Middle, Sprint, Sprint Pursuit Qualification and Team Sprint Qualification competitions with 30 seconds intervals. However, shorter or longer intervals will be permitted if it is best for the competition. The RD/TD will decide which start type and start interval is the best for the circumstances, in consultation with the OC.

6.1.3 Sprint Pursuit Competitions

No standard start interval is used in Sprint Pursuit Final competitions. Competitors must start at the exact time listed in the start list as their start time, which is the length of time they finished behind the winner of the qualifying competition, rounded to the nearest second, in addition to the calculated time of the predicted fastest finish time (Basic Time).

The start time is calculated by taking the Basic time from the first race (not including penalties shot) adding the Delta time and the Shooting Penalties (15 secs per miss from the first race).

Start times for the final race are calculated by adding three elements from the first race results:

- Difference in start time due to difference in percentage (% Diff.).

$$iT = wR - B * 100 / iP$$

- DELTA – time from first race.
- Shooting penalty from first race: 15 sec per missed shot.

The result is rounded to seconds. To make sure that the first athlete starts at 0:00, the smallest of these times (after rounding) is subtracted from all start times. This gives the final "Start Time".

6.1.3.1 Explanation Basic Time and Delta Time

The principle is that in the finals, the competitors with different impairments (different percentages) shall have the same chance to win the heat. This is done by using the winner's calculated time of the qualification/previous competition as the basic time.

The relative start times are calculated by finding the real time the competitor must achieve to get the basic time as their result, and then compare it to the winner's real time.

Times in the qualification are measured in hundreds of a second. Calculation of start times are done relative to the winner of the qualification. The start times for the heats are rounded to seconds. Example:

- The winner's real time of the qualification/previous competition (wR) is 3:32.06, their percentage 94%.
- The basic time B is 3:19.34.
- The relative start time for a competitor with 98% (iP) is found by subtracting the competitor's needed time to equal the winner's result. The formula is:

Winner's real time (wR) minus the time the competitor with 98% (iP) had to race to equal the winner in the qualification.

$$iT = wR - B * 100 / iP = 3:32:06 - 3:19.34 * 100 / 98 = 212.06 - 19934 / 98 = 212.06 - 203.41 = 8.65.$$

Rounded to nearest whole second gives 9 seconds.



Another example based on the result list from qualification:

Rank	Bib.	Name	NPC	Class	%	Real time	Delta	Cal. Time	iT	rT	S1	S2
1	20	ZARIPOV Irek	RUS	LW12	100	2:06.61	0.00	2:06.61	0.00	0	8	
2	7	SHILOV Sergey	RUS	LW10	86	2:30.55	3.33	2:09.47	-20.61	-21		0
3	26	LARSEN Trygve	NOR	LW12	100	2:09.91	3.30	2:09.91	0.00	0		21
4	24	LOBAN Dmitry	BLR	LW12	100	2:10.94	4.33	2:10.94	0.00	0	8	
5	6	ROSIQUE Romain	FRA	LW11	94	2:19.77	5.08	2:11.38	-8.08	-8	0	
6	18	PETRUSHKOV R.	RUS	LW12	100	2:11.53	4.92	2:11.53	0.00	0		21
7	15	HALSTED Sean	USA	LW11.5	98	2:15.69	6.50	2:12.98	-2.58	-3		18
8	21	BETTEGA Georges	FRA	LW11.5	98	02:16.41	7.22	2:13.68	-2.58	-3	5	

Delta time (Δ): is the time (in real time) the skier would have to ski faster in order to tie the winner's result (in adjusted time).

$$DELTA = r_i - \left(\frac{w}{p_i} \right)$$

 r_i

Real time (for competitor i)

w: Calculated time of the winner

 p_i

Percentage (for competitor i)

iT is calculated with two (rounded) decimals. rT is the relative start time for each competitor rounded to seconds. S1 and S2 show the start time for the two heats. The start time for the first competitor per heat is set to 0 (zero) and the start times of the other athletes have to be adjusted according to rT.

6.1.4 Pursuit Competitions

No standard start interval is used in Pursuit competitions. Competitors must start at the exact time listed in the start list as their start time, which is the length of time they finished behind the winner of the Sprint competition, rounded to the nearest second, with Delta time added.

The start time of each athlete is calculated out of the running time of the winner of the Sprint competition, per category / gender. (LW 10-12, LW 2-9, NS1-3). The start time is calculated by taking the Basic time from the Sprint competition, multiplied by 5 and divided by 3 and then adding the Delta time.

If the conditions will be different from the Sprint competition to the Pursuit, the Jury may decide to change the race format to an Individual or Middle competition to ensure fairness of all classes.

6.1.5 Team Sprint Competitions

In all Team Sprint competitions procedure for start time for Team Sprint is:

The qualifying race will provide the real time (including the range time) that will be used as the base for the calculated time used to determine the top 10 ranked teams who will proceed to the finals. Only teams who finish within 20% of the winning team will qualify for the finals. The fastest qualifying time will also be used to determine the start times for the final race according to 6.1.3., Sprint pursuit competitions.

The start time is calculated by using the Basic time and the Delta time from the qualification race.

Subsequent starts by other team members are done by the incoming team member "tagging" the next team member in the relay hand-over zone. As soon as the incoming competitor has passed the finish line in the hand-over zone with the whole body, the next competitor can start. If there is a need (eg NS-Class), athletes may be held by a team member or an official (on request of the team) with a hand on the shoulder of the athlete until they can start. Officials shall guide the incoming competitors out of the hand-over zone so they do not interfere with the starting competitors.

The start order of the two athletes must be the same in the finals as for the qualification round.



6.2 Starting Positions and Starts

6.2.1 Single Start with Electronic Timing

Competitors must stand as close to the gate as possible and must pass through the gate at their starting time. The start gate must be approximately 60cm above the snow surface.

6.2.2 Single Start with Manual Timing

If only manual timing is used, competitors must stand with both feet completely behind the start line and must cross the line at their starting time. For sit skiers, front of the binding must be behind the start line until their starting time.

6.2.3 Sprint Pursuit and Pursuit Start

Competitors must arrive in the start area at least two minutes before the start for placement into their start lanes. They must stand in their assigned start position with both feet (binding for sit skiers) beside the marking in their start row, or beside their start position if no other marking is there. They must line up sequentially in their assigned start lanes. Each simultaneous start must be from a separate lane. Competitors themselves are responsible for starting and must start at their assigned start time from their assigned lane. If there is a need (eg NS-Class), athletes may be held by a team member or an official (on request of the team) with a hand on the shoulder of the athlete until they can start. At the start time the athlete needs to still be behind or on the start line. An analysis of each start will be done by an official.

6.2.4 Team Sprint Starts

In Team Sprint competitions, the first starters must stand in their assigned start position with both feet (binding for sit skiers) beside the marking in their start row, or beside their start position if no other marking is there. They must line up sequentially in their assigned start lanes. Each simultaneous start must be from a separate lane. Competitors themselves are responsible for starting and must start at their assigned start time from their assigned lane. At the start time the athlete needs to still be behind or on the start line. An analysis of each start will be done by an official.

Subsequent members of a each team must stand in the hand-over zone, according 6.3.5.

6.3 Start Signals

6.3.1 Single Starts – Electronic Timing

The start command will be given by the sound of the start clock – a loud beep, and by the visual time on the start clock. The starter must not touch the competitor.

6.3.2 Single Starts – Manual Timing

At single starts without an electronic start gate, the starter will say “Ready” 10 seconds before the start time and then count down loudly from 5 seconds before the start, saying “Five-four-three-two-one.” At the exact start time, the starter will give the command “Go.” The starter must not touch the competitor.

6.3.3 Sprint Pursuit Starts

Two clocks are provided that the competitors must use for their assigned start time.

6.3.4 Start in the Hand-Over Zone for Team Sprint

In Team Sprint competitions subsequent starts by other team members are done by the incoming team member “tagging” the next team member in the relay hand-over zone. As soon as the incoming competitor has passed the finish line in the hand-over zone with the whole body, the next competitor can start. If there is a need (eg NS-Class), athletes may be held by a team member or an official (on request of the team) with a hand on the shoulder of the athlete until they can start. Officials shall guide the incoming competitors out of the hand-over zone so they do not interfere with the starting competitors.

The start order of the two athletes must be the same in the finals as for the qualification round.



6.4 Start Time, Early Start, Late Start and False Start

6.4.1 Electronic Start Time

In single starts, the electronically recorded time when the gate is activated will be considered the start time if competitors activate the gate within 3 seconds before or 3 seconds after the time designated in the start list. If a competitor starts more than 3 seconds before the scheduled time, it will be considered an early start. If a competitor starts more than 3 seconds later than the scheduled start time, it will be considered a late start and the competitor's time will begin from the scheduled time of start.

6.4.2 Manual Start Time

If only manual timing is used for a single start, the competitor's start time will be the time stated in the start list. If a competitor starts before the start signal, it will be considered an early start. If the competitor starts too late, it will be considered a late start.

6.4.2.1 Sprint Pursuit Competition

Each competitor's start time is the time listed in the start list. In the event of an early start, the competitor will be penalized or disqualified according to the appropriate disciplinary rule. If a competitor arrives too late at a start, the late competitor must be directed through the spare passage, and the official at that point will record the exact time when the competitor crosses the start line. If competitors were late by their own or their team's fault, their competition time will be calculated from their official start time in the start list. If the cause of the delay was force majeure or incorrect or accidental actions of someone outside their team, their competition time and placement in the Pursuit will be calculated from the time recorded by the official. Any competitor who starts late must not impact the start of any other competitor who is starting at the correct time.

6.4.4 Hand-Over Zone Start Time

The start time of the relay team member who is taking over is the moment when the incoming team member enters the hand-over zone by crossing the timing line at the beginning of the zone.

6.4.5 Early Start – Individual, Middle, Sprint, Sprint Pursuit and Team Sprint competitions

If a competitor starts too early in Team Sprint, Sprint, Sprint Pursuit, Individual or Middle, competitions or leaves the relay hand-over zone before the team member has passed the hand-over zone finish line, the competitor must return to the start or the hand-over zone. There the competitor must return to behind the start line – or to the hand-over zone in Team Sprint competitions – and start again. If possible, the competitors will be restarted at their correct start time either through the gate or over the start line using manual. If the correct start time has already expired, the time of start will revert to the listed start time. Time thus lost will count against the competitor (Art. 6.4.7 and 11.3.1.b).

6.4.6 Starting Outside the Start Window

If in single starts, competitors start more than 3 seconds before or later than the scheduled time, it is considered as Starting Outside the Start Window.

6.4.6.1 Any athlete who doesn't return to the start area will be considered to have "started outside the Start Window". If competitors start outside the Start Window due to their own fault:

- a. Early start without returning to the start: their actual start time will be recorded and in addition penalty in acc. with Art. 11.3.1.b.;
- b. Late start: if competitors are late to the start, they must start at the first possible opportunity as directed by the assistant starter, without obstructing other competitors and in addition penalty in acc. with Art. 11.3.1.b. Their start time will be recorded as the one on the start list.

If their early or late start was due to force majeure, the Competition Jury will decide their start time.



6.5 Start Numbers

6.5.1 General

At all IBU competitions, all competitors must wear the bib assigned to them that has their start number on it. Guides must wear guide bibs. Competitors must also wear their start number on both thighs or sit ski. Competitors should ensure that those remain attached to the required positions during a competition. The start number and sequence color worn by a competitor must be the number and color assigned for that competitor for that competition on the competition start list.

6.5.1.1 Numbering

6.5.1.2 Color

The color of the start numbers must clearly contrast with the base color of the cloth/fabric.

Guide bibs must have a clearly visible "G" or "Guide" on the front. The colour needs to be yellow (Pantone 803) (preferred), orange (RAL 2005) or red (pantone 1795). Other colours may be approved by IBU.

The back of the bib may be any colour and modified by adding a pattern with coloured tape or other coloured material which best accommodates the individual needs of vision impaired competitors. Any modifications must be affixed in such a way that the bib will stay secure during the race yet be able to be removed in order to return the bib back in its original condition.

All Guides must use the Guide bib supplied to them.

6.5.1.3 Sizes of Start Numbers

The start number and guide bib sizes required in IBU competitions are detailed in the Materials Catalogue.

6.5.2 Start Number Colors by Competition

6.5.2.1 Individual, Middle, Sprint, Pursuit and Sprint Pursuit Competitions

All competitors' start numbers must be of the same design.

6.5.2.2 Team Sprint Competitions

The start number colors that must be used within a team are: red for the starting member and green for the second.

6.6 Weather Conditions

6.6.1 Temperature

Biathlon competitions must not be started if the air temperature is colder than minus 20°C measured at the coldest part of the site (range or course), 1.5 m above ground.

6.6.2 Wind Chill

If it is colder than minus 15°C, wind chill and humidity must be considered before starting the competition. In the case of a high wind chill factor, the competition jury will decide whether to start the competition, in consultation with the Competition and/or Team Physicians. The course may also be changed to avoid windy areas.



7. SKIING REGULATIONS

7.1 General

7.1.1 General Skiing Rules

Competitors must ski the stipulated competition course in the correct sequence and direction on skis and following the marked course precisely. They may use no other form of propulsion than skis, poles and their own muscular force. LW10-12 athletes are not allowed to use one or both of their legs to steer or brake the sit ski during competition. All skiing techniques are permitted.

Since they are required for timing and other measuring purposes, competitors must carry the electronic transponder device(s) provided by the event timing firm, during the competition, attached to one or both ankles as directed. For LW 10-12 the transponder must not be fixed ahead of the front binding. The transponder may not be removed until the official removal place after the competition. The transponder must be of such design that it does not interfere with the competitors' movements in the competition. The maximum weight of each transponder may not exceed 25 g.

7.1.1.1 Response by Course/Stadium Officials

All course and stadium officials must be alert at all times during the competition so that they notice mistakes from the athletes and issues happening on the course and in the stadium. Course/stadium officials must react and advise the athletes with a sense of urgency to resolve any possible issues and to minimize and prevent mistakes from the athletes.

7.1.1.2 Did Not Finish

If competitors withdraw from the competition before the finish, they must inform the first official they meet and they are responsible for returning the transponders and the start number to the finish equipment/materials and clothing inspection area as soon as possible and performing the required check at finish.

7.1.3 Wrong Course Section

If competitors ski on a wrong course section or the wrong sequence, they must return to the point where they made the wrong turn, along the part of the course they have skied in error. In order to do so, the competitors may have to ski against the correct ski direction and will be fully responsible for ensuring that they do not obstruct or endanger other competitors. There will be no penalty for having committed the error as long as no other competitors have been impeded.

7.1.4 Passing and Giving Way

A competitor who is in a position to pass another competitor, and wishes to pass, must yell "Track." A competitor who is about to be overtaken must clear the course in front of the passing competitor at the first yell of "Track" or another voice signal, even if the course is wide enough. However, this obligation does not apply:

- a. In the finish corridors;
- b. In Pursuit, Sprint Pursuit Finals and Team Sprint Finals.
- c. To LW10-12 category.

Art. 7.1.4 b applies to lapped athletes.

The competitor on or exiting the penalty loop has the right of way over the competitor entering the penalty loop.

7.1.5 Skiing Penalty Loops

In all competitions in which the shot-penalty is the 150 m, 100 m or 75 m penalty loop, competitors must ski the loop once for every missed target immediately after the shooting bout.



7.1.5.1 Responsibility

Competitors themselves will be responsible for skiing the required number of penalty loops directly after the respective shooting bout. They are not permitted to complete such penalty loops after the next shooting bout or before crossing the finish line. However, they can return back on the course to the penalty loop after they realized that penalty loop was not skied – without obstructing other athletes (same as rule 7.1.3).

7.1.5.2 Penalty Loop Error

If due to a mistake by the OC or a target malfunction, competitors ski the wrong number of penalty loops, the Competition Jury must decide on an appropriate time adjustment. In each competition where the penalty loop is used, the OC must ensure that the average penalty loop ski time is recorded, based on at least five competitors.

7.1.6 Start for Sprint Pursuit and Team Sprint

The use of the skating technique in simultaneous or pursuit starts (one or both legs sideways) is permitted once the start signal is given. Passing is allowed after the start signal is given.

7.2 Obstruction

It is strictly forbidden to impede other competitors in any way at any time during the competition. This ban also includes dropping objects on the competition course or the shooting range in such a way that other competitors are impeded.

7.3 Exchanging Equipment, Repairs, Assistance

7.3.1 Exchanging Skis and Poles

Competitors may exchange their skis only if it can be objectively proven that a competitor has broken skis or bindings by accident. In such case the jury can accept the exchange of one/two skis in order for the competitor to finish the competition. Poles and straps may be exchanged repeatedly. On the shooting range, equipment may only be passed to the athletes by competition officials or team staff. The replacement skis and poles must be in conformity with the IBU Materials Catalogue rules. Competitors may cross the finish line with only one ski due to an accident.

7.3.2 Glide Performance and Equipment Repairs

Competitors may not change the glide performance of their skis by applying any substances during a competition. They may repair their equipment during a competition, provided they receive no assistance from any other person.

7.3.3 Refreshments

Competitors may consume refreshments during the competition. The refreshments may be handed to them.

7.3.4 Other Assistance

Competitors are permitted to receive assistance from other person concerning their rifle, equipment change if needed as a result of their classification. A specific reason for permission of assistance is if an athlete receives help to return to the track after an incident/crash or if assistance is needed to allow the athlete to continue competing. No other physical assistance is allowed.



8. SHOOTING REGULATIONS

8.1 General

8.1.1 Shooting Rules

All shooting during training and competition must take place at the shooting range. In a competition, competitors must shoot after having completed each of the required sections of the course for the competition, except the last section which will end at the finish or the relay hand-over. The shooting specifications for all competitions are given in Table 1 under Art. 1.4.10.

For LW classes, team staff must place the rifle and the support (when applicable) to the athlete at the lane the athlete has chosen or been assigned according to the instructions given by the TD. Following shooting team staff must wait until the athlete has left the mat before retrieving the rifle. While transferring the rifle to and from the shooting mat, the rifle must be unloaded.

8.1.2 Dry shooting

Dry shooting during the event period, no matter at which location (not limited to the venue area), is also covered by the shooting regulations described in chapter 8. of the ECR.

8.1.3 Response by Range Officials

All range officials must be alert at all times during the competition so that they notice a raised hand or a yell by a competitor asking for assistance or any other mistakes and issues happening at the shooting range. Range officials must react with a sense of urgency and move quickly to minimize the time required to resolve any possible issues and to minimize and prevent mistakes from the athletes.

8.2 Shooting Rules for Specific Competitions

8.2.1 Selecting Shooting Lanes

In LW-Class competitions, shooting lanes may be chosen by the team staff from among the targets that are ready and reset.

In NS-Class competitions the competitors must go sequentially in the shooting lanes starting from the lowest available number, until the last shooting lane is reached, at which time the next competitor must go to the lowest lane number and the process begins again.

Once a NS-class competitor has been guided to an available shooting lane, the race guide shall withdraw behind the marked line at the back of the shooting ramp.

In the shooting range, a guide is not allowed to speak to the athlete except for the purpose of ski guiding. All amplification systems and radios used by the NS-classes are not allowed to be used inside the guide waiting area.

8.3 Shooting Positions

8.3.1 Prone Position

In all Para Biathlon events LW 2-9 and NS1-3 athletes are required to shoot in the prone position. LW10-12 may choose between the prone or sitting position.

In the prone position, competitors must comply with the following regulations: the rifle may only be in contact with their hands, shoulder and cheek. The lower side of the wrist of the arm, supporting the rifle, must be distinctly raised from the ground (snow surface). Supports (such as pads or cushions) are not allowed.

In case of shooting in sitting position, the elbows are allowed to touch the sit ski or the body. The surface touched by the elbows may be upholstered with compressible material of a maximum thickness of 2 cm.



The surface on which the elbows make contact cannot be concave. It is not permitted to make a hollow in the contact surface or in the upholstered material.

During VI shooting, no parts of the body or rifle shall be in contact with the fixed rifle support, display unit, and transponder/chip reader.

8.3.2.1 No Removal of Skis

Removing one or both skis when on the mat – including training and zeroing – is prohibited, and placing any kind of object under the skis is also prohibited.

8.3.3 Position in Shooting Lane

By taking their shooting position athletes are not allowed to disturb/obstruct other athletes on the mats next to them with any parts of their body or equipment. This applies also to the time during the shooting bout and when leaving afterward.

8.3.4 Enforcement

Competitors should be warned by a range official that their shooting position, shooting lane or their position in the shooting lane is not in compliance with the rules. Those warned competitors must immediately correct their position.

8.3.5 Shooting score

Any shots hitting the target from a wrong shooting position, wrong shooting sequence and/or wrong position in the shooting lane will not be scored. As a consequence, the competitor will receive a missed target penalty in acc. with the respective competition format (time penalty at Individual competitions or penalty for any penalty loop not run at all other competitions) and in addition the thirtysecond penalty in acc. with Art. 11.3.1 c.

8.4 Shooting Aids

8.4.1 Use of Shooting Sling and Arm Cuff

Competitors are permitted to use a shooting sling and arm cuff in all categories. Alternative shooting aids must be approved by the technical committee for extraordinary circumstances.

8.4.1.1 Use of Spring Support

Athletes of the classes LW 5/7, LW 6, LW 8 and LW 9 are allowed to use a rifle support. The official supports to be used during the competition will be provided by IBU. Athletes are not allowed to use their own support. Exceptions are only allowed in the LW 5/7 class. In case a LW 5/7 athlete has to use a private support due to physical limitation, this support has to be approved prior the event by IBU RD and Jury. Using a support that has not been approved in this way prior to the competition leads to disqualification.

The LW athlete that uses support is responsible that the rifle only touches the support in between the marked zone (5cm in front of / behind the balance point). The base of the rifle within the marked zone must be smooth. No brackets, fixtures or adhesives applied to the rifle to hold it in place on the rifle support are allowed.

LW 5/7, LW 6, LW 8 and LW 9 athletes using the rifle support are only allowed to touch the rifle with a second hand / arm for the purpose of reloading or activating the trigger mechanism and are not permitted to touch or stabilize the rifle or primary hand / arm with the second arm / hand while shooting.

During shooting, the stock or any other parts of the rifle must not be in contact with the ground (mat). In addition, no parts of the body shall be in contact with the rifle support during shooting.



8.5 Safety Regulations

8.5.1 General

When a rifle is brought into or is taken out of the stadium area, it must be in a case or a cover bag. Shooting is only permitted on the shooting range, during officially authorized times. Making rifle movements that might endanger others or the competitors themselves, regardless of whether the rifle is loaded or not, is forbidden. The rifle muzzle must be over the forward edge of the shooting ramp (firing line) from the beginning to the end of the shooting bout. At no time while being on the mat it is allowed for the athlete to deliberately point the rifle muzzle towards him/herself or others. When the range is open for shooting, no one (with no part of the body) is permitted to be forward of that line. Officials, TV crew members and photographers must take responsibility for their own safety if they enter this area. At all times, competitors and team staff will be responsible for the safety of their actions and rifles. There must be no magazine inserted at any time the rifle is off the mat.

8.5.2 Loading and Unloading

After starting in a competition, it is forbidden to remove or insert a magazine except when stopped on the shooting mat by either a team staff (before shooting) or competitor. Rifles may be loaded and unloaded only with the barrel pointing in the direction of the targets or up. Inserting a magazine containing pellets into the rifle is also part of the loading procedure. If moving from one shooting lane to another the rifle must be first unloaded.

8.5.2.1 Safety Check after Shooting

Rifles must be unloaded after each shooting bout – that is, no round may be left in the chamber or in the inserted magazine. Before leaving from the shooting range at the end of training and competitions, all rifles must be safety checked by IBU referee or range official with the barrel pointed toward the target or upward. All ammunition must be removed from both the stock and the magazines.

8.5.3 Aimed Shots

All shots must be aimed and fired at the targets only.

8.5.4 Safety at the Finish

At all IBU competitions, there must be one or more official(s) at the shooting range to open the rifle action of every competitor. This check may only be performed when the rifles are pointing upwards. At the same time, the official will inspect the rifle. If this safety check is not done by official or IBU Referee, the team staff must do it themselves. All ammunition must be removed from the stock and the magazines.

8.6 Misfires, Lost Rounds/Magazines and Damaged Rifles

8.6.1 Misfires and Lost Rounds/Magazines

It is the competitor and coaches' responsibility to ensure that the magazines are properly loaded with pellets and inserted correctly into the rifle.

A shot is considered as fired when the magazine is loaded, the trigger is pulled and the rifle makes a shooting sound. An athlete must shoot 5 rounds. Penalties are applied if they shoot more or less than 5. An athlete may load or can request assistance to load another magazine if for any reason the rifle did not shoot 5 times.

8.6.2 Damaged or Non-Functional Rifles

If a competitor's rifle needs to be repaired or otherwise made functional, the competitor may do the repairs or may accept assistance, but only from a range official or a team staff. If the rifle cannot be made functional, it may be exchanged for the team's reserve rifle.



8.6.2.1 Reserve Rifle

Rifles that have been damaged or are not fully functional during the competition, or that malfunction for technical reasons to such an extent that they cannot be used to continue the competition may be exchanged for a team's reserve rifle. Reserve rifles, a maximum of three per team, need to be inspected and marked at the equipment check before the start of competition and deposited to team's rifle rack on the range. The competitors can change the reserve rifle to their own rifle after repairing by team coaches. Before deposit back in the team's rifle rack, the rifle needs to be checked by the range official.

On competition days with two or more competitions, reserve rifles which are used for more than one category/class by a team don't need to be controlled a second time but must be removed from the shooting range between the different competitions (in acc. with Art. 8.5.2.1)

8.6.2.2 Rifle/Magazine/Ammunition Exchange Procedure

During the shooting, competitors must indicate that their rifle needs to be exchanged by raising their hand. When a range official responds, the competitors must point to their rifle and say "Rifle" and the name of their NF loudly. The team staff will obtain the team's spare rifle from the rifle rack and bring it to the competitors.

8.6.3 No Time Adjustment

There will be no time adjustment for repairing or exchanging a rifle or obtaining a spare magazine or rounds.

8.7 Target Errors and Malfunctions

8.7.1 Incorrectly Set Target

If a competitor is confronted with an incorrectly set target, the incorrect target must be set to the correct position immediately. The competitor will then commence shooting from the beginning and will be allowed to use a new magazine if five new shots are needed to complete the bout of shooting.

8.7.2 Target Malfunction

If a target fails to function, the competitor must be directed to another target and the defective target must be blocked off immediately. The range official will inform the competitor whether to continue the shooting bout or recommence shooting from the beginning.

8.7.3 Cross-Firing, Shooting from the Wrong Lane, and Targets Hit by Another Competitor

If the target at which a competitor is shooting is fired at by another competitor, the competitor must raise a hand and the one shooting incorrectly must be stopped as soon as possible. If no target plates have fallen, the correct competitor may continue shooting. If a target plate has been hit, the target must be reset immediately and the competitor must then fire the remaining shots on the reset target.

8.7.3.1 Before such a target is reset, the hits and their positions must be recorded. In such a case the range official must tell the competitor how many penalty loops to do.

8.7.3.2 If competitors cross-fire onto a target not in their shooting lane, and no other competitor is shooting on that target, the mistake should be pointed out to them by a range official immediately after discovering the mistake by saying "Cross-Fire" loudly. The competitor has the right to shoot all remaining shots onto the correct target. However, hits on the wrong target will not be scored. Only those of the competitor's hits that are on the correct target will be scored.

8.7.4 Time Adjustments and Responsibility

The Competition Jury will make an appropriate time adjustment in case competitors have lost time through no fault of their own:

- a. due to a target malfunction;
- b. due to a range issue.



8.7.4.1 Own Error

If, however, competitors make an error such as cross-firing or selecting a target that has been used and not reset, they themselves will be held responsible and no time adjustment will be made.

8.7.5 Scoring of Shooting

A system of scoring the shooting must be put in place by the OC for all shooting in competitions. Each shot that is fired in a competition must be observed by three independent persons or methods. At events where an electronic target-scoring device is in use and/or required, there must be two separate observations by range officials.



9. THE FINISH, COMPETITION TIME AND RESULTS

9.1 The Finish

9.1.1 Moment of Finish

Finish is the moment when a competitor's or a Team Sprint team's competition time ends. When electronic timing is used, the finish is when the beam of the electronic sensor at the finish line is broken by the competitor. When manual timing is used, the finish is when the competitor crosses the finish line with one or both feet or front of ski binding for sit skiers. In Team Sprint competitions, the timing is to be taken from the last member to finish.

9.2 Competition Time

The competition time is the period of time elapsed during the competition on which the placing of a competitor or team in the results of the competition is based. The time always includes any penalties or adjustments imposed or awarded by the Competition Jury.

In the NS-Class, the guide time is not recorded. The chronometer will be started and stopped as the competitor (not the guide) crosses the line. The ranking of athletes involved in a photo finish will be established according to the order they crossed the vertical plane of the finish line by the toe of the front foot. LW 10 – 12: In a photo finish, the competitor whose front binding first crosses the finish line is ahead. The same regulations are considered when competitors are falling as they cross the finish line if all the parts of their bodies are moved across the finish line without any outside assistance.

9.2.1 Individual Competitions

In Individual competitions, the competitor's time is the time elapsed between start and finish, calculated according to the percentage assigned to their class, plus any shot-penalty time imposed.

9.2.2 Middle, Sprint and Sprint Pursuit Competitions

9.2.2.1 In Middle, Sprint and Sprint Pursuit Qualification competitions, the competitors' time is the time elapsed between their start and finish, calculated according to the percentage assigned to their class.

9.2.2.2 In the Pursuit competition, Mass Start and Super Sprint Final competitions, the first competitor to cross the finish line, after penalties and time adjustments have been accounted for, will be declared the winner. This also applies to the rankings of subsequent finishers. The competitor's time is the time elapsed between the first start and the finish.

9.2.4 Relay Competitions

In all Relay competitions, the competition time of a team member is the time elapsed from the start, or hand-over, to the next completed hand-over or from the hand-over to the finish. The total time of a relay team is the time elapsed between the start of the first member to the finish of the last member. The time of the incoming members stops when they cross the timing line into the hand-over zone; the time of the outgoing members begins at the same moment.

9.2.4.2 Placing in Relay Competition

The placings of relay teams in the results will be decided by the finishing order of each team's respective last competitors, after time penalties and/or time adjustments have been accounted for.

9.2.5 Equal Time – Tie

If two or more competitors have the same competition time, they will be placed in the results with equal (tie) rankings. In Pursuit, Mass Start and Relay competitions at PWG, WCH and WC events, if analysis of the photo-finish camera data cannot determine the order in which two or more athletes have finished, a tie will be declared. Equal placings (ties) in a competition will be given an equal number of points.



9.2.6 Photo-Finish

In Pursuit, Mass Start, Super Sprint Final and Relay competitions at PWG, WCH and WC events, a photo-finish camera must be installed at the finish line to record the finish. The camera must be placed exactly in line with the finish line and in such a position that the entire finish line is seen by the camera. If the photo-finish record is required to decide the order of finish, the order in the photo-finish record will determine the placings. The decision will be based on the first part of the first foot crossing the finish line. If there is a photo-finish, the Competition Jury will decide the finish order based on the photo-finish record.

9.2.6.1 Finish Video Camera

At PWG, WCH and WC events, a video camera must be installed at the finish in such a way that it will record the start numbers of competitors as they cross the finish line. Such a system is recommended for all other events as well.

9.2.7 Intermediate Times

At PWG, WCH and WC events, competitors' calculated times must be available for the electronic information board, the media and teams after each bout of shooting. An intermediate timing line will be set after the penalty loop (or after the range for the Individual competition) and each competitor's time must be recorded after each bout of shooting.

9.2.8 Interrupted Competitions

9.2.8.1 At Pursuit and Sprint Pursuit Final competitions where the jury determines it is not possible to complete the fourth bout of shooting, the finish time will be taken at the timing point after the penalty loop following the third shooting bout. At competitions where less than three bouts of shooting are completed, the competition will be stopped and no official results will be produced.

9.2.8.2 At Team Sprint competitions that are stopped after the third leg of the relay is completed, the time recorded at that hand-over will be the final result.

9.3 Timing Systems

9.3.1 Requirements

Competition time must be measured electronically, backed by manual timing. Manual timing may be used only if the electronic system fails during the competition. Specifications of timing equipment are given in the IBU Materials Catalogue (Annex A).

9.3.2 Units of Measurement

Electronically and manually measured competition times must be registered to 1/10 (0.1) of a second.

9.4 The Competition Results

9.4.1 General

Results are the record of the performance of the competitors or teams in a competition. The OC will be responsible for producing and distributing the results on paper and electronically. At all IBU events, English must be used in the results; however, more than one language may be used in the same results. Unofficial and final results must include the following information:

- a. Name and location of the event;
- b. Type, time and date of the competition;
- c. Course and weather data;
- d. Names of the Competition Jury members;
- e. Signature of the TD;
- f. Number of competitors entered and total ranked;



- g. Number of those who did not start and did not finish;
- h. Notes about imposed penalties: Article, time adjustment or kind of penalty;
- i. Columns for:
 - placings, in ranking order from first to last;
 - start numbers;
 - last and first names of competitors, including guides for the NS-Class;
 - NF or team;
 - Athlete class
 - Athlete's percentage
 - shooting penalties per bout;
 - shooting penalties, total;
 - ski times to 1/10 (0.1) second in real time;
 - ski times to 1/10 (0.1) second in calculated time;
 - total time, and team time in Relay;
 - time behind;
 - Cup points (when appropriate);

For the Pursuit competition, the times shown are the time behind the first starter for the winner, followed by the time behind the winner for the remaining competitors.

9.4.1.2 Individual Para Biathlon competition results

In all Individual competitions, the competitor's time is the elapsed time between start and finish, calculated according to the percentage assigned to their class, plus any shot-penalty minutes imposed. All time penalties shall be added to the calculated racing time. No percentages shall be used for penalties. Time adjustments (except time penalties) shall be added/subtracted to/from the real skiing time, before calculating with their percentage.

The percentages are determined aligned with by the FIS Factors Expert Group and are approved by the IBU Technical Committee/ FIS Para Nordic and subject to change. The valid percentages can be downloaded from website <https://www.fis-ski.com/en/para-snowsports/para-nordic/documents>.

9.4.1.3 Ties

If there is an equal competition time, the tied competitors will be given equal ranking and equal points in the results; however, there will be no next placing in the results.

9.4.2 Types of Results

There are three types of results: intermediate, unofficial and final.

9.4.2.1 Intermediate Results

Intermediate results reflect the competition situation during the competition and are for information only. They will be displayed on the scoreboard, announced by the public announcer and will be available through the electronic information system.

9.4.2.2 Unofficial Results

Unofficial results are the first official record of the competition produced by the OC after the last finish. Unofficial results are always subject to protest and must be published and posted at the finish area and competition office as soon as possible after the last competitor has finished and the competition committee and jury has resolved all outstanding issues, such as penalty corrections, time adjustments, disqualifications, and other possible jury decisions. In the case that this operations delay or the jury meeting takes longer, the status of the results remains UNCONFIRMED for electronic display only and no printed output is produced until the resolvent of the case(s) and the production and posting of the Unofficial



Results. The TD must sign and write the time of posting on the unofficial results list so that the end of the protest period is clear. In case an unofficial result needs to be changed (e.g. due to technical issues or issues the jury was not aware of before posting the first version of unofficial results), the amended result has to be signed and posted one more time. In such case a new protest time period starts.

9.4.2.3 Final Results

Final results are the official record of the competition produced by the OC after the unofficial results have been posted for 15 minutes. Final results are only subject to protest at the Jury of Appeal, not the Competition Jury. The final results must be published immediately after the deadline for protests has passed, or as soon as the Competition Jury has made its decisions on protests that have been submitted. The RD/TD must sign and state the time of posting on the final results list.



10. PROTESTS

10.1 General

Protests must be submitted in writing to the competition secretary or the TD/RD, using the official IBU Protest Form, for the attention of the Competition Jury, and must be accompanied by a fee of € 100, or equivalent in the currency of the host NF. The IBU protest form can be obtained from the Competition Secretary or downloaded from the IBU website. If the protest is upheld, the fee will be refunded. If the protest is rejected, the sum will go to the IBU.

10.2 Protest Types and Conditions

10.2.1 Eligibility Protests

Protests concerning the eligibility of a competitor may be submitted at any time up to the end of the protest time for the competition in question.

10.2.2 Protests During and After Competitions

Protests concerning violation of rules by competitors and team staff, mistakes made by officials, competition conditions and the unofficial results must be submitted in the time period from the start of zeroing before the competition until 15 minutes after the posting of the unofficial results. The OC must make a clear announcement regarding where the unofficial results will be posted.

10.2.3 Repetition or Annulment

If the examination of a protest reveals circumstances that are so serious that cast doubt on the sporting merit of the competition, or if the Competition Jury from its own observation comes to the same conclusion, the Competition Jury may decide to repeat the competition or to annul the competition without repetition.



11. EVENT & COMPETITION PENALTIES AND DISCIPLINARY MEASURES

Penalties and/or disciplinary measures are reprimands, start prohibitions, time penalties, disqualifications, suspension and fines.

Such penalties and/or disciplinary measures can be imposed upon officials, staff, athletes and/or member federations and will be imposed in case of culpable actions (i.e. actions taken willfully or negligently) for:

- violation of the principles of fair play and unsportsmanlike conduct, especially for breaches of the IBU Event and Competition Rules;
- endangering or impairing the reputation of the IBU within the framework of events and competitions; violations of the IBU Advertising Rules.

Notwithstanding any other provision in these IBU Event and Competition Rules or elsewhere, the Head of the Biathlon Integrity Unit may decide at any time (either on the proposal of another IBU Official or of his/her own accord) that a breach of the IBU Event and Competition Rules or the IBU Advertising Rules is sufficiently serious that it should be dealt with not (or not only) under the IBU Event and Competition Rules or the IBU Advertising Rules, but rather (or also) as a breach of Article B.9 of the IBU Integrity Code.

11.1 Reprimands

A reprimand will be imposed in the case of:

- a. jeopardizing or defaming the honor or reputation of the IBU in a very minor way;
- b. insulting the IBU, its organs, its members, the organs of its members or their affiliates and relatives;
- c. violations of rules for which there is no penalty or for which there is not an expressly stated, more severe penalty.

11.2 Start Prohibition

Athletes or teams will be prohibited from starting for:

- a. violation of the eligibility and qualification requirements of the IBU Event and Competition Rules;
- b. appearing for start with materials, equipment, clothing or advertising not in compliance with the IBU Event and Competition Rules or Annex A (the IBU Material Catalogue) to those Rules, or with the IBU Advertising Rules;
- c. appearing for start with the wrong start number, or no start number/thigh number, due to a mistake made by the athletes or their teams;
- d. violating the rules regarding official training, zeroing, warm-up and/or ski testing or safety regulations. The prohibition applies for the competition in which the violation occurred, or the next competition, as applicable.

The responsible IBU Referee is to impose start prohibitions according to Art. 11.2 b and c.

11.3 Time Penalties and Disqualification

11.3.1 Thirty-Second Penalty

A thirty-second penalty will be imposed if:

- a. an athlete competes in a Pursuit or Sprint Pursuit Final or Team Sprint Final and starts up to max. three seconds before the officially assigned start time;
- b. starting outside the start window in the Sprint, Individual, Middle, Sprint Pursuit Qualification, or Team Sprint Qualification competitions without returning to the start acc. to Art. 6.4.7.1;
- c. breaching the rules listed in Art. 8.2.1



Exception: there will be no penalty for athletes shooting from a wrong lane if this mistake is initiated by another competitor or official.

- d. having shot from a wrong shooting position, wrong shooting sequence and/or wrong position in the shooting lane.

11.3.2 One-Minute Penalty

A time penalty of one minute will be imposed on athletes or teams for:

- a. not giving way at the first request by an overtaking competitor in Sprint, Individual, Middle, Sprint Pursuit Qualification or Team Sprint Qualification Competition (including guides);
- b. violation of Art. 7.1.4 and/or Art. 7.2;
- c. committing a very minor violation of the principles of fair play or the requirements of sportsmanship.

11.3.3 Two-Minute Penalty

A time penalty of two minutes will be imposed on athletes or teams for:

- a. every penalty loop, resulting from shot penalties, not done by an athlete immediately after each prone or standing shoot;
- b. every round not fired if athletes recommence skiing before they have fired all five shots.
- c. Starting from the relay hand-over zone before the team member has passed the hand-over zone finish line without returning to the hand-over zone start line.
- d. cross-fire;
- e. committing a minor violation of the principles of fair play or the requirements of sportsmanship.

11.3.4 Disqualification

Athletes or teams will be disqualified for:

- a. breaching the rules listed in Art. 11.2 a–d;
- b. violating Article 1.5 of the IBU Event and Competition Rules “Eligibility Rules for Competitors and Team Staff”;
- c. receiving prohibited assistance as defined in the IBU Event and Competition Rules from a member of their team staff or non-competing athletes from their team;
- d. avoiding start or finish inspections;
- e. taking part in a competition with a rifle not correctly marked (IBU control sticker);
- f. modifying equipment, rifle or clothing that has been inspected and marked at start inspection, in a prohibited way;
- g. participation in a competition with a start number or start number sequence color that has not been assigned to them on the competition start list, regardless of whether this is deliberate or due to a mistake made by them or by their team;
- h. deviating from the marked trail, or skiing a wrong trail, or skiing the course loops in a wrong sequence or in the wrong direction (exception: see Art. 7.1.3);
- i. using means of propulsion other than skis, poles and their own muscular force;
- j. handling the rifle at the shooting range with the barrel not pointing to the targets or up; if barrel is over the shooting line, team staff is permitted to load the rifle with the barrel pointing down;
- k. hindering another competitor on the course or at the shooting range by serious obstruction;
- l. exchanging a ski during the competition if the ski or binding is not broken;



- m. accepting unauthorized assistance from any person when repairing equipment, or receiving assistance other than authorized;
- n. for applying any substances during a competition intended to change the glide performance of their skis;
- o. firing more than five rounds in any shooting bout;
- p. violating any shooting safety regulations as defined in Article 8.5 of the IBU Event and Competition Rules;
- q. Shooting with a reserve rifle not inspected;
- r. starting more than three seconds earlier than the assigned start time in a Sprint Pursuit Final or Team Sprint Final competition;
- s. Removing one or both skis while shooting or placing any kind of object under the skis while shooting acc. to Art. 8.3.2.1;
- t. committing a serious violation of the principles of fair play or the requirements of sportsmanship.

11.4 Penalties for Rule Violations in the Finish Corridors

For rule violations in the finish corridors as described in ECR 3.5.1.2, the following penalties may be applied as decided by the Jury:

- a. reprimand;
- b. adjustment of ranks for those affected by the violation;
- c. time penalty: 30 seconds, 1 minute, or 2 minutes;
- d. disqualification.

11.5 Suspension

11.5.1 If, after the end of a competition protest deadline, an athlete is found guilty of having grossly violated the IBU Rules, the Competition Jury of the competition concerned may suspend that athlete from the next competition. In the event of a particularly gross violation, that suspension may be extended under the IBU Integrity Code to more than one competition and up to a maximum of all competitions within the next two trimesters. Such suspension would apply to all IBU events and IPC Events within this time frame. A preliminary suspension may be imposed with immediate effect by the Biathlon Integrity Unit (BIU).

11.5.2 An athlete who has participated in an international biathlon event that has not been authorized by the IBU may be suspended for one or more IBU competitions by the IBU Executive Board.

11.5.3 An athlete who violated Annex A Art. 1.3 may be suspended for one or more IBU competitions by the IBU Executive Board.

11.5.4 An NF whose athletes have violated Annex A Art. 1.3 multiple times may be suspended for one or more IBU competitions under the IBU Integrity Code. This might be applied for all athletes of such NF in the respective IBU Event series. A preliminary suspension may be imposed with immediate effect by the Biathlon Integrity Unit (BIU).

11.6 Fines

11.6.1 Fines up to €1000 may be imposed by the Competition Jury on those who violate the IBU Event and Competition Rules and/or their member federations or those jeopardizing/defaming the honor or reputation of the IBU in a minor way.

11.6.2 Fines up to € 30,000 may be imposed by the IBU Executive Board on those who seriously violate the IBU Rules or decisions of the organs or other competent bodies of the IBU, and/or their member federations or on those who jeopardize or damage the reputation of the IBU in a serious way.



11.6.3 Fines from €30,000 to €100,000 may be imposed under the IBU Integrity Code on those who very seriously violate the IBU Rules or decisions of the organs or other competent bodies of the IBU, and/ or their member federations or on those who jeopardize or damage the reputation of the IBU in a very serious way.

11.7 Validity

Except for suspension and monetary fines, the above penalties and disciplinary measures may only be imposed before the publication of the final results. 11.5.4 An NF whose athletes have violated Annex A Art. 1.3 multiple times may be suspended for one or more IBU competitions under the IBU Integrity Code. This might be applied for all athletes of such NF in the respective IBU Event series. A preliminary suspension may be imposed with immediate effect by the Biathlon Integrity Unit (BIU).



12. REGIONAL AND CONTINENTAL EVENTS – EVENT RULES

12.1 Regional Cups

12.1.1 General

Regional events are IBU events that are organized under its jurisdiction jointly to all level para biathletes at which the IBU classes and competition specification rules apply. The events are organized according to the current regional structure and related criteria.

12.1.2 Competition Types

All appropriate para biathlon related competition types are authorized at a regional event.

12.1.3 Eligibility and Participation

Competitors from IBU member NFs (full/provisional) of the respective region as defined in the current regional structure will be eligible to participate.

12.1.4 Competition Rules

Specific Regional Event Rules are mentioned in the related Guidelines, as mentioned under Art. 14.1.1.

12.1.5 Awards

Any awards are either part of the related Guidelines or handled by each region.

12.2 Continental Cups and Continental Championships

12.2.1 General

Continental Cups and Continental Championships are IBU events. Generally, they can be conducted as a regional event as in Art. 14.1 or as separately dedicated Cup/Championships if the participating NFs of that region represent the whole continent. All procedures and rules of Art. 14.1 apply;

12.3 Event Hosting Applications and Appointment of NFs

Each IBU (full) member NF may apply to organize one or more Regional Event(s) and/or Continental Cup(s) for their respective region per season in their country. The same applies for one Continental Championships per season. Applications must be submitted to the IBU by 15 June for events in the coming summer and by 15 September for events in the coming winter.



13. WORLD CUP & WORLD CHAMPIONSHIPS – EVENT RULES

13.1 General

13.1.1 Jurisdiction

WC and WCH are IBU events and are held under its jurisdiction for men and women. These rules apply to WC and WCH events.

13.2 WC Annual Scheduling

13.2.1 Number of WCs per Season

The number of events to be held will be determined by the IBU EB based on the recommendation of the TC.

13.2.2 WC Annual Calendar

WC events will be held prior to and after the annual WCH or the PWG. They are to be held in the time frame set by the IBU EB.

13.3 Bids to Host an Event and Appointment of Hosts

13.3.1 Authority to Appoint

Hosts of WC events will be appointed by the IBU EB, based on a recommendation by the IBU TC.

13.3.2 Applications to Host WC or WCH Events

Applications for hosting WC and WCH events must be submitted by the applying NFs to the IBU headquarters before the deadline set by the IBU EB. Applications must be submitted to the IBU headquarters using the official IBU application form and must be signed by the President or SG of the NF.

13.3.2.1 A NF may apply to organize one or more WC events during a competition season. In most cases, a NF may organize only one WC event per season.

13.3.3 The IBU Event Hosting Declaration

The hosting NF must sign the IBU Event Hosting Declaration, thereby testifying that it accepts and will fulfill, in the required time, the tasks, measures and duties stipulated in the Declaration.

13.4 WC and WCH Programs

The program for a WC and WCH event will be set by the IBU EB in consultation with the event host and the TC, as soon as possible.

13.5 Invitations

Invitations to WC events must be approved by the RD and must be sent by the OC to all IBU NFs and the IBU headquarters not later than three months before the start of the event. The invitation may be sent electronically by e-mail or by posting it on a website with notification by e-mail.

13.6 Participation

13.6.1 Wild Cards

Wild Card Definition and Purpose: Wild cards must be applied for by an NF for the participation of any athlete who does not meet qualification criteria. The NF must make the case why the athlete is deserving of entry, despite not meeting published criteria. Wild Cards are awarded to selected athletes for each WC or WCH event. PWG Wild Cards are awarded in conjunction with FIS, according to IPC principles. There are no limits to the numbers of Wild Cards that may be awarded for WC or WCH events.



13.7 Medal (WCH) and Flower Ceremony

13.7.1 Flower Ceremony

The flower ceremony is the presentation of the top 3 competitors and top 3 relay teams immediately after the end of the competition. Competitors must appear wearing their competition start numbers and may have with them their competition materials/equipment.

13.7.2 Medal Ceremony

The presentation of the official World Championships medals must include flag raising and national anthems. Competitors may not appear with competition materials/equipment. An exception applies to the procedure when the ceremonies are held in the stadium immediately after the competitions. In such cases, or when agreed with IBU RD, medal and flower ceremonies can be combined and therefore competition equipment is allowed.

13.8 World Cup Scoring System

13.8.1 General

A scoring system will be used to reflect the competition performance of competitors, relay teams and NFs throughout each WC competition season. Those competitors who have attained the highest final scores of the season will be the winners.

13.8.1.1 Types of Scores

The following types of scores are used:

- a. World Cup Total Score;
- b. World Cup Nations Cup Score. Team Sprint Relays are included in this category.

13.8.2 Awarding Points

There are two kinds of points awarded at WC and WCH competitions: World Cup points and Nations Cup points. They are awarded as follows:

13.8.2.1 World Cup Overall Points for Individuals

At each WC and WCH Individual, Sprint, Sprint Pursuit and Pursuit points will be awarded for each discipline as follows:

# Competitors	5 or more	4	3	2	1
1st place	100 points	90 points	80 points	60 points	50 points
2nd place	95 points	75 points	50 points	40 points	
3rd place	90 points	50 points	30 points		
4th place	85 points	20 points			
5th place	80 points				
6th place	75 points				
7th place	72 points				
8th place	69 points				
9th place	66 points				
10th place	63 points				
11th place	60 points				

further decreasing by two points down to 30th place (22 point).

Competitors must be within 30% of the winner in order to be awarded points.



13.8.2.2 Nations Cup Points

Nations Cup points are awarded at each WC and WCH Individual, Sprint, Middle, Sprint Pursuit and Pursuit as follows:

1st place	100 points	2nd place	95 points
3rd place	90 points	4th place	85 points
5th place	80 points	6th place	75 points
7th place	72 points	8th place	69 points
9th place	66 points	10th place	63 points
11th place	60 points		

and then decreasing by two points down to 80th place and then decreasing by 2 points thereafter with one point awarded for 110th place and higher.

For Team Sprint Competitions, Nations Cup points will be doubled for each place (ie 1st place is awarded 200 points, 2nd place 180 points and so on).

Competitors or teams must be within 30% of the winner in order to be awarded Nations Cup points.

13.8.3 Calculation

13.8.3.1 Nations Cup Score

The NFs' best three competitors earn Nations Cup points Individual, Sprint, Middle, Sprint Pursuit and Pursuit competitions. The sum of these points will become the NF's Nations Cup score for that competition. The Team Sprint Relay Nations Cup points will be added to those from the Individual, Sprint, Middle, Sprint Pursuit and Pursuit; the ranking of the cumulative sum of all the scored events in the current season will become the respective NF's ranking.

13.8.4 Breaking of Ties in Standings

If there is an equal number of points in any standings during or at the end of the season, the best-placed competitor or NF will be the one who won more first places, and if there is still a tie, who won the most second places, etc. If, after following this procedure, the tie cannot be broken, a tie will be declared. Eventual scratched results are not considered for this breaking of ties.

13.8.5 World Cup Score

13.8.5.1 Current Standings

After each WC competition, the OC of the event must ensure that a World Cup current standing list containing the results of that and the preceding competitions is compiled and distributed to each participating NF.

13.8.5.2 Final Score

The OC of the World Cup Final must ensure that a final list of all the World Cup and Nations Cup scores is compiled.

13.9 Awards

13.9.1 General

World Cup trophies will be awarded at the end of the competition season based on the World Cup score final standings.



13.9.2 Award Categories

The World Cup trophies will be awarded to:

- a. the man and woman placed first in the World Cup Total Score for each category (sit, stand, vision impaired);
- b. the NF that places first in the Nations Cup Scores.

13.9.3 Right to Retain Trophies

World Cup trophies may be retained as follows:

- a. The World Cup trophies awarded for the WC total scores will become the property of the winners.
- b. The World Cup trophy awarded for the Nations Cup score will become the property of that NF.

13.9.4 Provision of Trophies

The World Cup trophies will be provided by and at the expense of the IBU.

13.9.5 Other Prizes

OCs and other bodies may present other prizes.

13.9.6 Prize Money

Prize money is permitted in amounts as directed by the IBU EB.



14. THE PARALYMPIC WINTER GAMES – EVENT RULES

14.1 Rules

The IPC has jurisdiction over the PWG; however, these Event and Competition Rules will apply to the PWG unless otherwise specified below or by IPC regulations.

14.2 Venue Access for NF Teams

All NF Teams must be allowed access to the venue for 10 days in February the year before the Games and for 10 days each in December and January in the season of the Games. The courses must be groomed daily.

14.3 Schedule and Program

The event schedule and program for the competitions will be established by the OC in consultation with the IBU RD and FIS. The schedule and program must be submitted to the TC for review and must be approved by the IBU EB.

14.4 National Federation Quota

The final quota/qualification system is determined by agreement between the IPC and IBU EB.

14.5 Team Areas and Facilities

14.5.1 Ski Preparation Areas

In or very near the stadium area, there must be a sufficient number of permanent buildings or good quality temporary facilities in which teams may store materials/equipment and wax skis. These rooms or cabins must be provided with lights, electric power outlets and adequate ventilation for removing wax fumes, and must be warmed to at least 20 degrees Celsius.

Each NF/NPC must have its own wax cabin for at least 12 sq m, whilst NFs/NPCs with a total of eight or more competitors entered to start must be given two wax cabins or one very large cabin, unless they have a wax truck at the venue.

The cabins should be equipped with locking doors and teams are to be issued with corresponding keys. If the entrances cannot be locked, the OC must provide security for the cabins.

14.5.2 Parking Areas

Parking space for team vehicles, ski preparation trucks and/or ski grinding machine containers must be provided within reasonable walking distance of the cabins.

14.5.3 Changing Room/Cabin

Each NF/NPC with three or more competitors must be provided a changing room or cabin of sufficient space to meet the needs of the team size. Those NFs/NPCs with less than three athletes may share a changing room/cabin with one other NF/NPC.

14.5.4 Athlete and Team Staff Lounge

The OC must provide an athlete and team staff lounge at the venue, with sufficient food and beverage services at meal times and a snack service between meal times, beginning two hours before all scheduled training (both official and general training) and competitions, and closing one and a half hours after the conclusion of the last scheduled training or competition of that day.



15. ENTRY INTO FORCE

The IBU Para Biathlon Event and Competition Rules were adopted by the IBU Executive Board November 2024. This version of the Event and Competition Rules will come into effect on 1st December 2024.



INTERNATIONAL
BIATHLON
UNION

13

VERSION 2024

ANNEXES TO THE IBU PARA BIATHLON IBU EVENT AND COMPETITION RULES



TABLE OF CONTENTS

Annex A	Material Catalogue	3
Annex B	Duties of the Competition Jury, Technical Delegates and IBU Referees	19



ANNEX A MATERIAL CATALOGUE

TABLE OF CONTENTS

1.	General Regulations	3
2.	New Materials	5
3.	Materials Specifications	7
4.	Advertising	14
5.	Inspection Procedures	15

LIST OF TABLES

Table 1	Biathlon Rifle Diagram	17
Table 2	Standard Dimensions for Metal Targets	17
Table 3	Standard Dimensions for Paper Targets	18
Table 3A	Scoring Rings for Paper Targets	18
Table 4	Wind Flag Diagram	19

1. GENERAL REGULATIONS

1.1 Purpose

The purpose of the IBU Materials Catalogue is to regulate all aspects of materials relating to biathlon competitions. It is based on the binding nature of the IBU Event and Competition Rules and is part of those rules. The Materials Catalogue provides the definitions, current specifications and requirements of all competition-related materials, the approval process for the admission of new materials, and the inspection procedures for enforcing the materials regulations. In essence, the Materials Catalogue safeguards:

- the principle of fairness and equal opportunity for all competitors;
- the safety and health of all persons associated with biathlon competitions;
- the preservation of the nature and traditions of the sport of biathlon.

1.2 Definition

The term materials is sub-divided into two major categories: competition equipment and organization equipment.

1.2.1 Competition Equipment

Competition equipment refers to all items that a competitor wears or carries for a competition and official or unofficial training during an event.

1.2.2 Organization Equipment

Organization equipment consists of all the other materials that are required to organize a biathlon competition or training during an event that are not worn or carried by the competitor.



1.3 Prohibited Materials

In principle, all materials are prohibited that:

- a. affect the natural push-off movement of competitors' feet and arms or those that enhance it (such as spring devices or other mechanisms in skis, poles, bindings or boots);
- b. make use of sources of energy not originating from the competitor, such as artificial or chemical energy suppliers, electrical batteries, mechanical aids, etc.; an exception applies to heating devices for shoes and gloves only;
- c. affect the external conditions of the competition to the detriment of other competitors, such as changing the track or snow conditions;
- d. increase the risk of injury to competitors and other persons who are authorized to be present at the competition venue, when used normally;
- e. products for ski preparation which contain Fluorocarbons (CF)
- f. are prohibited by applicable law.



2. NEW MATERIALS

2.1 Definition

New materials are defined as any competition equipment or organization equipment that have not been approved or rejected by the IBU TC. Any new materials must be submitted to the IBU TC for approval before they can be used in an IBU event or competition.

2.2 Approval Process

2.2.1 Procedure & Coordination with FIS

Any fundamentally new developments in equipment produced by the industry or the NFs that are directly used by athletes as a part of their competition performance for the following season must be submitted to the IBU (and the FIS in case of commonly used ski equipment) no later than 1 May of the year in which the season begins. All forms of data gathering instruments such as heart rate monitors, GPS devices, etc. do not require review/approval. The submission must be accompanied by appropriate information material. Prototypes may be submitted as well. New developments that are in compliance with the rules and also do not endanger the safety of the athletes and the safe conduction of the competitions will be immediately approved/accepted for competition use by the IBU TC/Para Biathlon Working Group.

IBU and FIS will update each other about new developments, prototypes, etc. for equipment used in both federations' sports to ensure the same approval process.

2.2.2 Provisional Approval

In rare cases, provisional approval may be granted for a year, following which a definitive decision must be made in the subsequent season.

2.2.3 Standard Products

New designs of competition clothing, bindings, boots, rifle slings, headgear and gloves do not have to be presented to the IBU TC, provided that it is clear that the new products meet IBU rules. If the materials do not meet the rules or could present safety issues, they can be forbidden/banned on short notice at the discretion of IBU.

2.2.4 Availability

Any new materials must be accessible to all NFs and competitors in the following season.

2.3 Para Biathlon Specific Equipment

Minimum Impairment Criteria in relation to the use of Adaptive Equipment:

For Eligible Impairments other than Vision Impairment, Minimum Impairment Criteria must not consider the extent to which the use of Adaptive Equipment might affect how the Athlete is able to execute the specific tasks and activities fundamental to the sport;

For Vision Impairment, Minimum Impairment Criteria must consider the extent to which the use of Adaptive Equipment might affect how the Athlete is able to execute the specific tasks and activities fundamental to the sport.

Adaptive Equipment: Implements and apparatus adapted to the special needs of athletes, and used by athletes during Competition to facilitate participation and/or to achieve results.

Athletes must attend an Evaluation Session with their competition ski equipment and accessories (for example, sit-ski, strapping and padding, orthoses, prostheses, skis, poles and boots), and be prepared to demonstrate seated position in sit ski with all strapping secured in place

A Technical Assessment takes place in a controlled non-competitive environment that allows for the repeated observation of key tasks and activities. This also allows the Classification Panel to evaluate the



Athlete when they are using the Adaptive Equipment that they will use in competition (if any), taking into account the (optimal) use of such equipment (such as strapping, gloves etc.). The Classification Panel may observe the following but are not limited to:

- Basic ski propulsion
- Poling use and dynamics
- Changing tracks
- Uphill skiing
- Downhill skiing
- Cornering
- Use of Equipment



3. MATERIALS SPECIFICATIONS

3.1 Competition Equipment

3.1.1 Competition Skis

Changes to these rules will be published as required.

3.1.1.1 Ski Length

Minimum ski length is the competitor's height minus 10 cm.

Maximum length: no limit

3.1.1.2 Ski Width

As commercially available, otherwise no limit/restrictions.

3.1.1.3 Ski Tip Section

As commercially available, otherwise no limit/restrictions.

3.1.1.4 Ski Tail Section

As commercially available, otherwise no limit/restrictions.

3.1.1.5 Weight/Mass

The total weight of a pair of skis must be at least 750 grams, without bindings. There are no restrictions on the distribution of weight/mass.

3.1.1.6 Construction

3.1.1.6.1 Type of Construction

No limitations.

3.1.1.6.2 Shaping

As commercially available, otherwise no limit/restrictions.

3.1.1.6.3 Gliding/Running Surface

As commercially available, additionally the following criteria are to be met: the entire width of the running surface can be smooth or slightly grooved length-wise. With the exception of the running groove, however, the level must be constant in the entire length and width. Climbing aids in the form of scale patterns or step patterns are permitted. Devices that are activated by any energy other than the competitor's own muscle power are not permitted.

3.1.1.6.4 Top Surface

No limitations.

3.1.1.6.5 Edges

The sidewalls may not be angled as they extend upwards so that the ski base is narrower than the upper surface (i.e. wedge form not allowed).

3.1.1.7 Stress Properties/Durability

No limitations.

3.1.2 Ski Bindings

There are no restrictions on the type of materials used or the make.

3.1.3 Competition Ski Boots

As commercially available, otherwise no limit/restrictions.



3.1.4 Competition Ski Poles

3.1.4.1 Specifications

- a. The maximum length of the poles must not be longer than the competitor's body height, measured by placing the pole tip on the ski in front of the binding; exception for NS1-3 classes.
- b. The pole must have a fixed length: the shaft must not be telescoping or of variable length;
- c. The poles must not have any energy source to improve push, such as springs or other mechanical devices;
- d. There is no upper or lower weight limit for poles;
- e. The poles may be asymmetrical: there can be a distinct right and left-hand pole;
- f. The pole must not cause changes to the competition conditions such as changes to track or snow conditions;
- g. The handgrip must be permanently fastened to the shaft. There are no restrictions concerning its shape, construction or materials;
- h. The strap must be connected to the handgrip or the shaft but may be detachable. It can be adjustable both in length and width. There are no restrictions on materials;
- i. There are no limitations on the shape or materials of the shaft, or on the mass distribution;
- j. Exchangeable baskets with different geometric features and materials to match different snow characteristics are allowed;
- k. The tip may be connected at any angle to the shaft. One or more tips are allowed. There are no restrictions on materials.

3.1.5 Clothing

The following rules apply to competitors' apparel:

- a. Advertising on the competition clothing must be in accordance with the current IBU rules;
- b. Padding is only allowed on the inside of the competitor's racing suit. The total thickness of the padding, cloth and lining of the competition garment may not exceed 6 mm when measured in an unpressed state.
- c. On the outside of the sports clothing no adhesive materials, such as Velcro or tape, wax, resin, glue or any additional stitching (with the exception of the stitching to fasten the padding) may be used. However, non-slip material may be used up to 3mm in thickness and not more than a total of 6 mm when measured together with any padding inside the racing suit as mentioned in b. above;
- d. A special device for preventing the shooting sling from slipping down is allowed on the sleeve of the competitor's upper arm.

3.1.6 Rifles

3.1.6.1 General

Rifles may not be of automatic or semi-automatic design. Loading or unloading may only be done using the competitor's or team staff own muscle force.

3.1.6.2 Parts of a Biathlon Rifle

A diagram is provided in Table 1 of a biathlon rifle with the names of the parts.

3.1.6.3 Approved Types of Actions

The authorized types of rifle actions are as follows:

- a. the common bolt system;



- b. pistol grip cocking;
- c. straight pull action;
- d. straight pull action with ball-bearing locking.

3.1.6.4 Specifications

Rifles used in all IBU Events must conform with all applicable laws in the respective territory.

The biathlon air rifle shall be any type of compressed air or gas-powered rifle of conventional appearance with a five or one-shot clip and according to the following specifications:

- a. The total length of the air rifle system measured from the back end of the mechanism to the apparent muzzle must not exceed 850mm.
- b. The front sight may not extend beyond the apparent muzzle.
- c. The trigger weight should be set at a minimum of 0.5kg (500 grams).
- d. Caliber: .177 caliber. 4,5 mm
- e. The power of the air rifle should not exceed 8 joules. This is calculated by measuring the muzzle velocity of the pellet. It cannot exceed 560 feet per second (170 meters per second) using a .547 gram (8.44 grain pellet)
- f. Air cylinder: No more than 10 years old, as indicated by the factory markings on the air cylinder
- g. Minimum height of the stock: 70 mm as measured at the balance point from the bottom of foreshock to the centre of barrel
- h. Maximum width of stock: 70 mm
- i. The trigger must be surrounded by a rigid, closed trigger guard
- j. Maximum weight of the rifle: 5,5 kg
- k. The rifle may have a sling. The width of the sling and cuff must not exceed 40 mm; also NS1-3 classes athletes may have a sling when shooting with VI rifles.
- l. The advertising attached to the rifle must be in conformity with current IBU regulations;
- m. On both sides of the forestock, a smooth – meaning flat or nearly flat – rectangular IBU marking surface must be kept free of other markings and reserve ammunition: 10 cm in front of the trigger or the bolt handle or the front end of the trigger guard (the competitor may choose), over the entire width of the stock and at least 4 cm high. Alternatively, the bolt handle or the trigger guard may extend into this area, however, not so far that the IBU rifle control sticker is covered up or cut off.
- n. The sight system may not have a magnifying effect. The insertion of optical lenses into the eye for this purpose is also prohibited. Nevertheless, the use of polarized filters is allowed;

3.1.6.5 Spring Support

Athletes of the classes LW 5/7, LW 6, LW 8 and LW 9 are allowed to use a rifle support. The official supports to be used during the competition will be provided by IBU. Athletes are not allowed to use their own support. Exceptions are only allowed in the LW 5/7 class. In case a LW 5/7 athlete has to use a private support due to physical limitation, this support has to be approved by IBU Technical Committee. Using a support that has not been approved in this way prior to the competition leads to disqualification.

- a) Base size is 12cm by 24 cm
- b) The base must be rigid with minimal pressure and perfectly flat
- c) Weight should be less than 300 grams for the actual base and attachment point for spring



- d) The stand will be placed on the rubber biathlon shooting mat; not the ground and it will be moveable.
- e) The actual spring support will be a flat topped the historical model produced by Kurvinen since 2016

3.1.6.6 Muzzle Velocity

The power of the air rifle should not exceed 8 joules. This is calculated by measuring the muzzle velocity of the pellet. It cannot exceed 560 feet per second (170 meters per second) using a .547 gram (8.44 grain pellet)

3.2 Organization Equipment

3.2.1 Target Systems

3.2.1.1 Uses of Targets

The numbers and types of targets authorized for use in various competitions are detailed in the IBU Event and Competition Rules. Targets must be situated, set up, numbered and maintained as detailed in the IBU Event and Competition Rules.

3.2.1.2 Types of Targets

There are three main types of targets used for biathlon training and competitions – metal, paper and fully electronic VI targets.

3.2.1.3 Targets – PWG, WCH and WC

At PWG, WCH and WC competitions, electro-mechanical, electronic and fully electronic target systems that are in compliance with the current IBU Materials Catalogue may be used. Mechanical manually-operated targets will be permitted on request by the OC.

3.2.1.4 Targets – Other events

At CC and RC competitions, mechanical manually-operated targets will be permitted, but the use of electro-mechanical and electronic targets is to be encouraged. The ropes for operating manually-operated targets should be placed so that the targets can be operated without interference to shooters.

3.2.1.5 Metal Target Operating Systems for Para Biathlon

- a. Metal targets are produced in mechanical and electro-mechanical variations. They operate as follows:
Mechanical Target Operating Systems.

Mechanical targets indicate the hit of a bullet by the physical force of the bullet impact knocking down the target and replacing it with a white indicator disc. Mechanical targets can also be manually reset after a shooting bout by pulling a rope to bring the fallen target plates back into position.

- b. Electro-Mechanical and Electronic Target Operating Systems.

In an electro-mechanical or electronic system, targets are reset and configurations changed by remote control with the aid of electrically powered servo-motors. With electro-mechanical or electronic systems, hits are normally recorded electronically through a magnetic, motion or impact sensor in the target. Hits are normally visually indicated with a mechanically- or electronically-activated white indicator disc.

- c. Specifications for Vision Impaired (B-class) shooting system. The biathlon rifle used for vision impaired competition shall be an electronic rifle consisting of an aiming system that provides audible feedback to the athlete through a set of earphones. The dimensional specifications and characteristics of the rifle assembly shall be the same as for air rifles. The shooting system for vision impaired shooting must be approved by the IBU TC. Approved systems:

EcoAims E00739 E-BSS2006 Biathlon Shooting System

The trigger weight for all B-system rifles shall be set at 0.5kg (500grams)

Audio (acoustic) levels of the headsets shall range from a minimum of 85db to a maximum of 95db.



3.2.1.6 Metal Target Description

Targets must consist of a white target face plate with five target apertures, behind which there must be five independently operating knock-down, falling-plate or electronic sensor plate scoring targets. The scoring plates must be black. A hit must be indicated by the black target circle being replaced by a white indicator disc.

3.2.1.7 Paper Target Description

Paper targets must be identical to the metal targets in size and appearance. The paper background must be white in color and may not be reflective. The five circular targets must be black.

3.2.1.8 Target Sizes and Aperture Positions

The diameters of the black circles for the aiming and the scoring areas, for both metal and paper, are as follows:

- Prone: aiming 35 mm – scoring 13 mm
- LW-classes will shoot at mechanical targets.

The IBU TC is allowed to modify the diameter of the bull's eye based on analysis of shooting results. Any modification shall be given prior to each season.

NS-classes will shoot on targets with a diameter of 21.0 mm. The IBU TC is allowed to modify the diameter of the bull's eye based on analysis of shooting results. Any modification shall be given prior to each season. Each hit with the bull's eye shall be registered:

- a. visually (for officials, guides, trainers, spectators).
- b. as a tone in the athletes' earphone.

3.2.1.9 Functional Requirements for Metal Targets

The target system must meet the following requirements:

- a. Reliable functioning under all types of weather conditions in which competitions are held;
- b. That hits are shown at a standard hit impact momentum (releasing impact) that has been determined by the IBU TC, to ensure that the releasing impact momentum is the same for all targets used during competition.

3.2.1.10 Special Requirements for Electronic Target Systems

In addition to the standard requirements for biathlon targets, electronic systems must comply with the following:

a. Data Feed Distribution

The system must be able to transfer data to multiple operation points such as timing, data processing and TV (including graphics) production;

b. Interface Hardware

All data flow other than system-internal processes must use a RS-232 interface or other IP protocols/socket communication. No buffering or handshake controls are necessary;

c. Communication Protocol

In order to process and log the data feed with standard PC equipment, a simple ASCII or JSON coded protocol must be used. The following information must be transmitted:

- competitor arrival at shooting lane (start of shooting);
- assignment of start number to shooting lane, including A to B indicators for Team Sprint competitions;



- missed shot(s);
- target hits (including target plate numbers 1 to 5);
- end of shooting bout (important data such as shooting lane, start number, total misses, number of spare rounds used in relay competitions, and shooting time should be in this feed);

d. Transmission Delay

The maximum delay, from when a target hit or miss is registered by the target sensor system to the complete transmission via the data output line, must not exceed 200 ms. This limit must also be maintained during heavy shooting on the range, such as in the pursuit competitions;

e. Backup Systems

To guarantee reliable data feed during major international events, the target system must have two completely separate processing systems, and therefore must provide two data feeds to the main and backup timing, data processing and TV graphics systems.

3.2.1.11 Approval of Targets

All target systems that are to be used during IBU competitions will require approval by the IBU TC. Authorization of a target system will be granted to manufacturers who submit a prototype to the IBU that the IBU deems acceptable according to these regulations. Approval can be withdrawn if technical error occurs if a particular type of target system becomes technically outdated and/or if unauthorized systems are used.

3.2.1.12 Targets Currently Authorized by the IBU

At present, the following target systems are approved for use.

a. Mechanical Systems

Kurvinen – FIN;

b. Electro-mechanical Systems

Kurvinen - FIN: Electro-mechanical air-rifle target system

d. Fully Electronic Systems

EcoAims E00739 E-BSS2006 Biathlon Shooting System

3.2.2 Wind Flags

Wind flags for the shooting range must be of a highly visible color, 10 x 40 cm in size and must be made from thin artificial silk or natural silk. Flags may not weigh more than 5 grams. Their construction must allow easy 360 degree rotation, pivoting at a right angle to the flag post. A diagram of a wind flag construction is shown in Table 4 of this Annex.

3.2.3 Start Numbers

3.2.3.1 Sizes

Start numbers must be of the following dimensions:

- a. Front and back numbers: outlined figures or block figures – height at least 10 cm, width (of each line in each figure) at least 1.5 cm for outlined figures and 2 cm for block figures;
- b. Side numbers on the start number: height at least 6 cm, width at least 1.2 cm. The bottom edge of the figures on the sides must be spaced 8.5 cm from the bottom edge of the start number;
- c. Thigh numbers: 8-12 cm high and 1-2 cm wide;
- d. Sit ski numbers: On both sides of the sit ski must be a fully visible area of minimum 15 cm x 15 cm where start number can be fixed and clearly displayed.



3.2.3.2 Fabric/Materials

Pullover (vest) start numbers must be made of smooth fabric, 100% polyester interlock or 100% polyesterwarp knitting. The start numbers must be tailored to the needs of the competitors: they must not impede the movement of their shoulder joints.

3.2.4 Timing Equipment

At all IBU events, computer-supported electronic timing equipment must be used. The equipment must be able to interface electronically with the target system in use and must have electronic sensors at the start and finish. Additionally, the equipment system must be able to receive and process manually- or automatically-activated intermediate time signals. For manual timing, good quality professional stop watches or manually activated electrical timing devices must be used.



4. ADVERTISING

4.1 Advertising Rules

The IBU advertising regulations (IBU Advertising Rules) apply to all IBU events.

4.2 Commercial Markings on Equipment

Technical specifications of the size, the form and the number of commercial markings on equipment will be decided by the IBU EB and will be published as Advertising Rules in a separate document.

4.3 Measurement of Advertising Surfaces

Advertising has a two dimensional shape defined by its text, line boundary or color boundary. Advertising may be square, rectangular, triangular, circular, polygonal or irregular in shape. The size of the surface area that the text or the area within the boundary occupies must be measured so that the advertising can be approved or disallowed depending on the sizes stipulated above.

The size of symbols on items of clothing is measured by placing the item of clothing unstretched on a flat surface, such as a table.

4.3.1 Measuring Procedures

The size of a commercial trademark is the surface area within a line that follows the actual outline of the full trademark. If the trademark is contained within an area of different color, the total surface area having a different color from the competition clothing is to be measured.

4.3.2 Text or Letters

If the text is within a line or color boundary, the applicable shape formula is to be used. If the text or letters stand out on the general garment background, the outline of the outermost tips of the letters will be traced and the area of the shape thus created will be calculated.

4.3.3 Measurement of Geometric Shapes

The surface area of a square, rectangle, triangle, circle or polygon will be determined using the standard geometric formula. If there is doubt about whether a polygon is a polygon, it is to be measured as irregular.

4.3.4 Irregular Shapes

If the appropriate equipment is available, a computer scanner may be used to determine the surface area. If no computer devices are available, a string must be used to trace the outline to determine the number of cm² in the area.

4.4 Preliminary Examination of Advertising

In cases of doubt about the size of advertising, NFs are requested to send an actual size fax or photocopy to the IBU as early as possible before the start of the competition season so that its size can be determined. If there is uncertainty about any advertising after the start of the competition season, NFs will be requested to present the items at the latest at the preliminary inspection of materials/equipment and clothing for the respective event.



5. INSPECTION PROCEDURES

5.1 General

Competition and host venue equipment must undergo inspection to ensure that all materials are in compliance with all IBU regulations.

5.2 Competition Equipment

The inspections that competition equipment must undergo are detailed in the IBU Event and Competition Rules. Inspections will be conducted primarily by the organizing staff appointed for that purpose and by the IBU Referee Material Control responsible for an event. Competition juries, RD, TDs and IBU Referees are responsible for the effective and correct implementation and enforcement of materials inspections.

5.3 Organization Equipment

TDs and IBU Referees are responsible for ensuring that host venue equipment used within their area of responsibility is functional and conforms with all IBU regulations.

5.3.1 Specific Checks

5.3.1.1 Targets

- a. placement and levels;
- b. functioning, paint and maintenance;
- c. deformation of face and target plates;
- d. condition of moving parts;
- e. position of wires and cables;
- f. diameter measurement of target apertures;
- g. centering of prone apertures;
- h. strike test of target release impulse;
- i. routing of reset ropes in mechanical systems;
- j. backup system for those systems that require electrical power.

5.3.1.2 Timing Systems

- a. principle of operation;
- b. functioning and maintenance;
- c. backup and outage reserve systems;
- d. power sources;
- e. placement of sensors;
- f. computer capabilities, including speed of producing printed results;
- g. interface with electronic target systems.

5.3.1.3 Computers for Start Number Draws

- a. functioning and maintenance;
- b. printers;
- c. display device, projector;
- d. software program – validity, possibility of manipulation;
- e. backup and spares;



- f. total system interfaces and placement;
- g. speed of producing start lists.

5.3.1.4 Other Organizational Equipment (in IBU Event and Competition Rules)

- a. wind flags – placement, operation, specifications;
- b. shooting mats – placement, specifications;
- c. rifle racks – construction, placement, markings;
- d. lane markers – placement, color, no interference with shooting;
- e. numbering and signage – placement, sizes, colors.

5.4 Inspection Instruments, Tools and Materials

The following is a list of devices required for equipment/material inspections and other checks that should be available to the responsible officials:

- a. measuring tapes (50 or 100 m) and/or measuring wheel and/or GPS devices – for various measurements;
- b. water/bubble levels and/or laser leveler – for various checks;
- c. radar chronograph – for checking ammunition velocity;
- d. strike and/or hit impulse tester – for target plates;
- e. centering template – for prone target apertures;
- f. weigh scale – for weighing rifles and skis;
- g. templates – for measuring rifle dimensions;
- h. calipers, rulers – for measuring the dimensions of rifles, skis, advertising;
- i. trigger weights – for measuring trigger resistance;
- j. stickers, paint – for applying inspection markings.

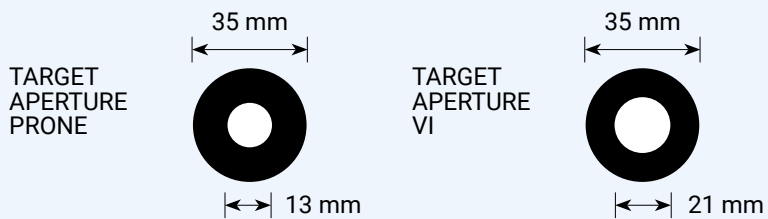
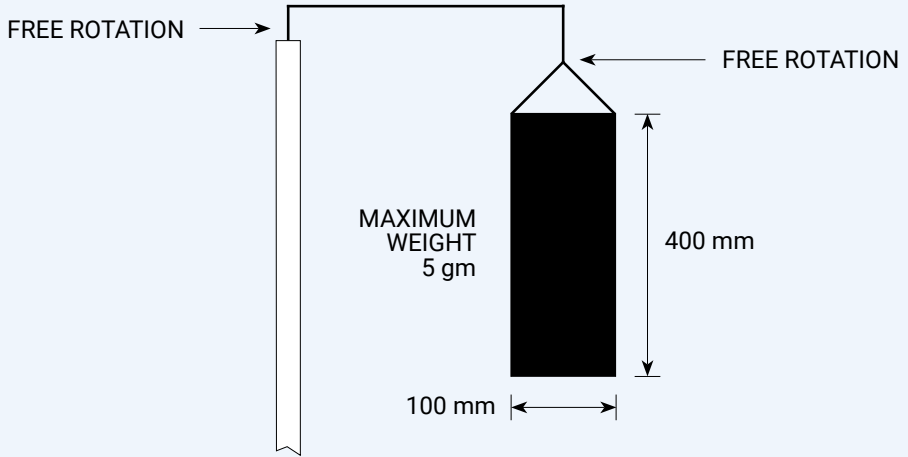
TABLE 1 BIATHLON RIFLE DIAGRAM**TABLE 2** STANDARD DIMENSIONS FOR METAL TARGETS

TABLE 4 WINDFLAG DIAGRAM



ANNEX B DUTIES OF THE COMPETITION JURY, TECHNICAL DELEGATES AND IBU REFEREES

TABLE OF CONTENTS

1.	Competition Jury	19
2.	Jury of Appeal	21
3.	Technical Delegates	22
4.	IBU Referees	26

1. COMPETITION JURY

1. General

1.1 Purpose

The powers, election, composition and various procedures of Competition Jury operations are detailed in the IBU Event and Competition Rules. This Annex provides additional procedural directives and the specific tasks of the Competition Jury.

1.1.1 Procedure and Competencies for the Competition Jury

- The composition of the Competition Jury is stipulated in the IBU Event and Competition Rules;
- The Competition Jury imposes penalties and disciplinary measures following reports from the RD, TD(s), IBU Referees and/or competition officials on the basis of observations by its members or as a consequence of protests;
- Before a Competition Jury can impose a penalty, the person affected must be given a hearing, as far as possible and feasible;
- The Competition Jury must be independent. The Competition Jury will not be restricted in the admission or evaluation of evidence;
- If the Competition Jury does not uphold a protest submitted in accordance with Article 10 of the IBU Event and Competition Rules, an appeal may be lodged with the Jury of Appeal at events where existing. The same applies for appeals against penalty and disciplinary decisions of the Competition Jury.

1.2 Substitute Chairperson

If the Competition Jury chairperson is absent, the remaining jury members will appoint a replacement from among themselves to chair the meeting.

1.3 Competition Jury Meetings

The Competition Jury will meet when so directed by the Competition Jury chairperson. Meetings will normally be held as follows:

- immediately after the team captains' meeting where it was elected;
- approximately one hour before the start of the competition;
- at any time during the competition when directed by the Competition Jury chairperson;
- immediately before the last finish in the competition, or as soon as possible after the last shooting bout;
- at any other time when a meeting is called by the Competition Jury chairperson.



1.4 Duties of the Competition Jury

The Competition Jury has the following duties:

1.4.1 Prior to the Competition

- a. to check if the competition venue is in compliance with the rules;
- b. to check the eligibility of all competitors registered for the event;
- c. to supervise the draw;
- d. to determine if a competition has to be postponed or annulled due to serious difficulties (such as extremely unfavourable weather conditions – extreme cold, high winds, etc.);
- e. to restrict or prohibit training on the competition venue due to adverse circumstances such as very wet snow or very little snow that could jeopardize the conduct of the competitions;
- f. to decide if, and under which conditions, a late entry may be accepted;
- g. to decide if a competitor properly entered for participation may be replaced by a substitute in the case of force majeure;
- h. to decide on protests concerning the eligibility of competitors;
- i. to check if the qualification records of a competitor submitted by a NF permit the competitor's participation in an IBU Event, or if start must be denied;
- j. to appoint a Competition Jury member to be permanently present on the range during the competition;
- k. to appoint a Competition Jury member to assist at the inspections of the equipment;
- l. to order ammunition checks, if required;
- m. to decide if the competition can be started or has to be rescheduled.

1.4.2 During the Competition

- a. to ensure that the competition is conducted according to the IBU Event and Competition Rules;
- b. to direct the necessary measures if difficulties arise – such as heavy fog or a storm – that seriously endanger the correct and fair conduct of the competition: an extreme option may be to stop the competition;
- c. to decide on the admission of competitors who arrive late at the start due to force majeure.

1.4.3 After the Competition

- a. to oversee the critical process that begins immediately after the last finish, relating to the authorization of the unofficial awards ceremony and the posting of provisional results; b. to decide on protests;
- c. to impose or reject the penalties for rule violations or other issues reported by the TDs, IBU Referees, Competition Jury members and officials of the organizing committee;
- d. to determine necessary time adjustments;
- e. to annul a competition, if necessary;
- f. to order the repeat of competition, if justified and possible.

1.4.4 Before, During and After the Competition

The Competition Jury must be prepared at all times to decide on all matters that are not covered in the Rules or other IBU regulation.



2. JURY OF APPEAL

- 2.1** The time limit for lodging an appeal against the imposition of a penalty or disciplinary measure, is 15 min. This time limit will begin, before and during the competition, from notification of the competition jury's decision and, after a competition, beginning of the publication of the final results.
- 2.2** The Jury of Appeal must be able to convene within a minimum of time whenever a meeting is required, as directed by the Jury of Appeal chairperson, and must remain readily available for its duties for 15 minutes after the final results have been published.
- 2.3** The appeal is to be lodged in writing with the chairperson of the Jury of Appeal at the competition office. The appeal must be accompanied by a bond of 150 € to be left at the competition office, which will be forfeited to the IBU if the appeal is denied.
- 2.4** The chairperson of the Competition Jury must present the reasons for its decision to the Jury of Appeal.
- 2.5** The person concerned is to be given a legal hearing and access to the services of an adviser and interpreter. The decision is to be submitted in writing and be kept at the premises of the IBU.
- 2.6** The appeal will be denied in the event of the non-appearance of the appellant.
- 2.7** The Jury of Appeal will not be restricted in the admission or evaluation of evidence.
- 2.8** The Appeal must be decided within 72 hours of receipt of the Appeal by the Chair, unless all parties involved in the Appeal agree in writing to an extension of time for the hearing (phone conference, in person, e-mail exchanges).
- 2.9** The decision of the Jury of Appeal may not be challenged.



3. TECHNICAL DELEGATES

3.1 General

Regulations for the selection, appointment and general duties of TDs are given in the IBU Event and Competition Rules. This Annex provides more specific guidelines for the performance of TD duties. TDs appointed for IBU events must consult both this Annex and the IBU Event and Competition Rules.

3.2 Principles of the TD Function

TDs have three primary functions at an IBU event:

- to assist the RD in technical matters;
- to ensure that the event and its competitions are conducted in accordance with the IBU Event and Competition Rules and with other pertinent IBU regulations;
- to act as a consultant and advisor to the OC to ensure that the competitions are held as well as possible.

As well, the TD is always the Competition Jury chairperson, an extremely important position. Additionally, the TD functions as the leader of the IBU technical group, made up of IBU Referees.

TDs must conduct their duties with dignity, competence, caution and objectivity. They must treat competitors, team staff, OCs and IBU Referees with respect and must demand to be treated with the same respect, as the technical representative of IBU, by all persons involved with the event. TDs must stop all attempts by anyone to interfere with their work or to usurp their authority or mandate. In serious cases of interference, TDs must report the circumstances to the IBU and to the IBU Race Director. OCs, teams and IBU Referees must follow the directions given in accordance with the IBU regulations by the TD in the organization and conduct of the event.

3.3 Contact with OCs and Site Visits

3.3.1 Establishing Contact

As soon as the TDs have been appointed for the various events, the IBU must inform the OCs of what TDs have been appointed for the following season. Normally the OCs will contact the TD shortly after being advised.

3.3.1.1 Continuing Contact and Problem Solution

After initial contact is established, the TD and OC may communicate as necessary. However, it is advisable to forward copies of all written correspondence to the IBU RD or headquarters. If any problems arise, the IBU must be informed immediately.

3.3.2 Inspections and Site Visits

TDs should inspect the site of the events for which they have been appointed in time to advise of necessary changes to the facilities or plans, and to give timely assistance to the OC. Inspections are to be made as follows:

3.3.2.1 PWG

Normally the TD should first visit the site for an inspection and meetings shortly after the host of the Games has been announced. The visit is to be organized in consultation with the IBU and the OCs. Further visits will be made as necessary.

3.3.2.2 WCH

If deemed necessary, the TD may inspect the competition venue not later than eight months prior to the beginning of the event unless agreed that the IBU RD will make the inspections and report back to the TD.



3.3.2.3 WC, CCH and CC Events

The inspection must be made not later than four months before the event. If the PWG, WCH or WC event have been held on the site within the previous two competition seasons, it will not be necessary to make an inspection prior to the coming event. However, if major changes have been made or if the OC wishes an inspection, the TD will inspect unless agreed that the IBU RD will make the inspections and report back to the TD.

3.3.2.4 CCH and CC Events

The NF/OC has to send an official invitation including appointment for TD.

3.3.3 Areas to be Inspected

During the inspection the following must be confirmed:

- a. The competition venue must be in accordance with the IBU Event and Competition Rules;
- b. All preparations for the event must be in accordance with the IBU Event and Competition Rules;
- c. The structure of the organizing committee must be appropriate and the officials appointed for the event must be properly trained and prepared, and a sufficient number have the required IBU Para Biathlon Referee license;
- d. Accommodation and food arrangements for teams must meet the requirements, including costs per person for full board;
- e. Transport plans must be functional and distances within the allowed limits;
- f. Rifle and ammunition import and export laws and the storage arrangements made for the rifles and ammunition must be clear;
- g. Appropriate publicity arrangements must have been made with the press, radio and TV;
- h. Measures for conducting doping controls and blood tests must have been arranged;
- i. All required safety precautions must have been implemented.

3.3.4 Inspection Reports

TDs must provide a written report of their inspections to the IBU and the chairperson of the organizing committee immediately following the inspection. The reports should in particular address unresolved problems and unsatisfactory situations, and must also include the information in the following format:

- a. Title name of the event, location, date(s) of inspection;
- b. Inspection party: names and roles of persons who participated in the inspection;
- c. Inspection routine: meetings, venue inspections;
- d. Site and venue description: general location and character of the site, description of the venue course, stadium, shooting range, etc.;
- e. Organizing committee: general structure, numbers of appointed officials, relevant training and qualifications;
- f. Hosting arrangements: accommodation, meals, transport, ceremonies, social events, media, costs;
- g. Problem areas;
- h. Conclusion – general summary.

3.4 TD Tasks at Events

TDs must perform the following tasks at events:



3.4.1 Tasks Prior to Events

TDs must arrive in due time before the start of the official training to check whether the competition venue meets all requirements for training and competition and to ascertain where changes are required. They must make immediate contact with the organizing committee to ensure that:

- team captains' meetings and draws are prepared;

- arrangements for the assembly of the juries have been made;
- the registrations of the participating nations were received in time;
- corresponding plans for the reception of the teams are ready;
- the costs for the teams are the same as those stated in the application to host the event.

3.4.2 Duties During Events

3.4.2.1 General

The TD must work closely with the Competition Chief during the event and each competition, ensuring that all operations are conducted correctly, without incidents and in accordance with the IBU Event and Competition Rules and other pertinent IBU regulations.

3.4.2.2 Meetings

The TD must take part in all the meetings of the organizing committee, the team captains' and the competition juries, as well as at all draws.

3.4.2.3 Responsibility to IBU Referees

The TD must keep IBU Referees briefed on the current situation and engage in their activities in a directing and coordinating manner.

3.4.2.4 IBU Race Director

The TD assists the IBU Race Director.

3.4.3 Tasks Prior to Competitions

3.4.3.1 TV Zones

The TD must assist the IBU Race Director and TV advisor to establish TV zones in consultation with TV representatives, IBU Referee Course and the OCs, including location, size, required fencing and enforcement methods and personnel.

3.4.3.2 Information Channels

The TD must hold a meeting with the IBU Referees to brief the IBU Referees on the plans for the competition and the telecommunications available during the competition, and to assign duties. This meeting can also be combined with the meeting that is held by the Competition Chief with the chief staff prior to each competition.

3.4.3.3 Inspections

The TD must make a general inspection of the venue.

3.4.3.4 Reports

The TD must obtain status reports from the IBU Referees and the Competition Chief.

3.4.3.5 Competition Jury Meeting

The TD must hold a meeting of the Competition Jury one hour before the first start to determine if conditions are suitable for the competition. The TD must obtain reports from the IBU Referees about their areas of operation and from the Competition Chief prior to this meeting.



3.4.4 Tasks During Competitions

3.4.4.1 General

The TD must oversee and coordinate the work of the Competition Chief and the IBU Referees, receive reports on the progress of the competition and take remedial actions as necessary.

3.4.4.2 Competition Jury Meetings

The TD must convene meetings of the Competition Jury as required.

3.4.5 Tasks After Competitions

3.4.5.1 Last Finish

With the Competition Chief, the TD must direct and coordinate the critical phase that starts immediately after the last finish.

3.4.5.2 Provisional/Final Results

The TD must confirm the correctness of the provisional/final results, sign the result lists and authorize their posting, and record the time of posting on the results.

3.4.5.3 Flower Ceremony

TDs will authorize the conduct of the unofficial awards ceremony when they are satisfied that the first necessary placings have been confirmed. It must be noted that the results may subsequently be contested and that the unofficial ceremony will be held at the OC's own risk.

3.4.5.4 Event Points

The TD must ensure that the OC/Timing Service Provider calculates the WC, Nations Cup or other applicable event points correctly.

3.4.5.5 Evaluation

The TD must hold a competition evaluation meeting with the Competition Chief, the chief staff and the IBU Referees.

3.4.6 Tasks after the Event

3.4.6.1 WC Points

The TD must ensure that the lists of WC, Nations Cup or any other event points are sent immediately to the next host of the WC or other event.

3.4.6.2 Event Evaluation

The TD must hold a meeting for all chief organizing committee staff and IBU Referees to evaluate the entire event.

3.4.6.3 Written Report

The TD must compile a written report about the event and send it to the IBU, to the event host and the chairperson of the organizing committee not later than ten days after the event. An IBU TD report form made for this purpose will be distributed by the chairperson of the TC Referee Sub-Committee to all TDs appointed for the coming season.



4. IBU REFEREES

4.1 General

The general regulations for the selection, appointment and work of IBU Referees are provided in the IBU Event and Competition Rules. This Annex supplements the general regulations by detailing specific duties of IBU Referees.

4.1.1 Principles of the IBU Referee Function

IBU Referees, like TDs, have the responsibility of being the technical representatives of the IBU at an event, in their area of responsibility and under the direction of the TD. Within their area of responsibility, all of the principles that apply to the TD function apply to IBU Referees, except being in the Competition Jury.

4.1.2 Notification of Appointment and Preparation

Shortly after being appointed for an event, IBU Referees will be notified of their appointment by the IBU. The IBU Referees will not be required to establish formal contact with the OC except for travel and accommodation arrangements. Once notified of their appointment, the IBU Referees must prepare so that they are fully conversant with the current IBU rules and regulations for their area of responsibility.

4.2 IBU Referee Duties at Events

IBU Referees will have the following duties at an event:

4.2.1 Duties Prior to Events

IBU Referees must arrive at the event site in time to prepare prior to the first official training; the IBU Referee Material Control must arrive in time for the preliminary inspection of equipment. On arrival, they must report to the TD to announce their presence and to receive briefings and directions. Then they must contact the chiefs from the organizing committee for their areas of responsibility, review arrangements, and inspect their areas. The checklist in the OC Guidelines should be used as a guide. If there are problems, they must be reported to the TD.

4.2.2 Tasks Prior to Competitions

In preparation for each competition, the IBU Referees must:

- a. attend all team captains' meetings, any other meetings as directed by the TD and meetings held by the chiefs of their areas;
- b. carry out a detailed inspection of their areas and check all plans using the checklist to ensure they are in accordance with the Rules, and direct corrections to be made as necessary;
- c. remain in their areas to oversee preparations and activities;
- d. report to the TD when their areas are ready for the competition;
- e. carry out other tasks as directed by the TD.

4.2.3 Tasks During Competitions

During each competition the IBU Referees must:

- a. remain in their areas to supervise all activities to ensure the correct and orderly conduct of the part of the competition that is their responsibility;
- b. intervene to stop an error from being made;
- c. assist and advise the organizing committee officials, if required;
- d. ensure all safety precautions are being adhered to;



- e. report to the TD when significant occurrences take place such as first start, last start, first shooter on the range, last shooter on the range, first finish, etc., and if any unusual incident occurs such as an injury, etc.;
- f. observe violations of the Rules and report them to the TD;
- g. carry out any other tasks as directed by the TD.

4.2.4 Tasks After Competitions

At the end of each competition IBU Referees must:

- a. report to the TD that all is clear for their area, or report the problems that have occurred and have not been previously reported; these reports must be made immediately if possible, in order to assist the speedy posting of the provisional results and the conduct of the unofficial awards ceremony;
- b. report to the Competition Jury about the circumstances of penalties, when so directed;
- c. hold a short evaluation meeting about the competition for the chief and supervisors of the respective area.

4.3 IBU Referee Authority, Responsibilities and Organizational Relationships

4.3.1 Authority

IBU Referees are responsible and subordinate to the TD for the appropriate preparations and the correct and orderly conduct of competitions in their areas of responsibility. IBU Referees will not be in charge of the conduct of activities in their areas, but will be responsible for ensuring that all routines are correct. They must maintain close contact with the chiefs of their areas during the entire event in order to fulfill their tasks.

4.3.2 Specific Areas of Responsibility

The specific areas of responsibility for IBU Referees within their general areas are as follows:

- a. IBU Referee Course: all course matters including configurations of loops, technical specifications, grooming, signage and fencing, inspection and checkpoints, access control, TV zones layout and their enforcement, forerunners, communications, safety and first aid arrangements;
- b. IBU Referee Range: all range matters including layout and configurations, specifications, targets and their operation, penalty loop, coaches enclosure, signage and numbering, lane markings, wind flags, rifle racks, grooming, scoring, control procedures, telecommunications and safety;
- c. IBU Referee Start/Finish: all start/finish area matters and timing systems including layout, configurations, specifications, relay hand-over zone, start clock and course sequence board, photo-finish camera, acting as the photo-finish judge, and finish video camera for all competitions, warm-up area, storage areas for competitors' clothing, grooming, signage and fencing, traffic flow and control, start and finish procedures, telecommunications, timing procedures and equipment as well as safety;
- d. IBU Referee Material Control: all equipment/materials inspection matters including timings, inspection equipment, preliminary equipment/materials inspection, start and finish inspection layouts (in consultation with IBU Referee Start/Finish), inspection procedures, traffic flow and control, telecommunications and safety.

4.3.3 Organizational Relationships

The primary relationships for IBU Referees with the organizing committee (direct liaison) will be as follows:

- a. IBU Referee Course – Chief of Course;
- b. IBU Referee Range – Chief of Range;
- c. IBU Referee Start/Finish – Chief of Stadium/Timing;
- d. IBU Referee Material Control – OC Material Control Supervisors;