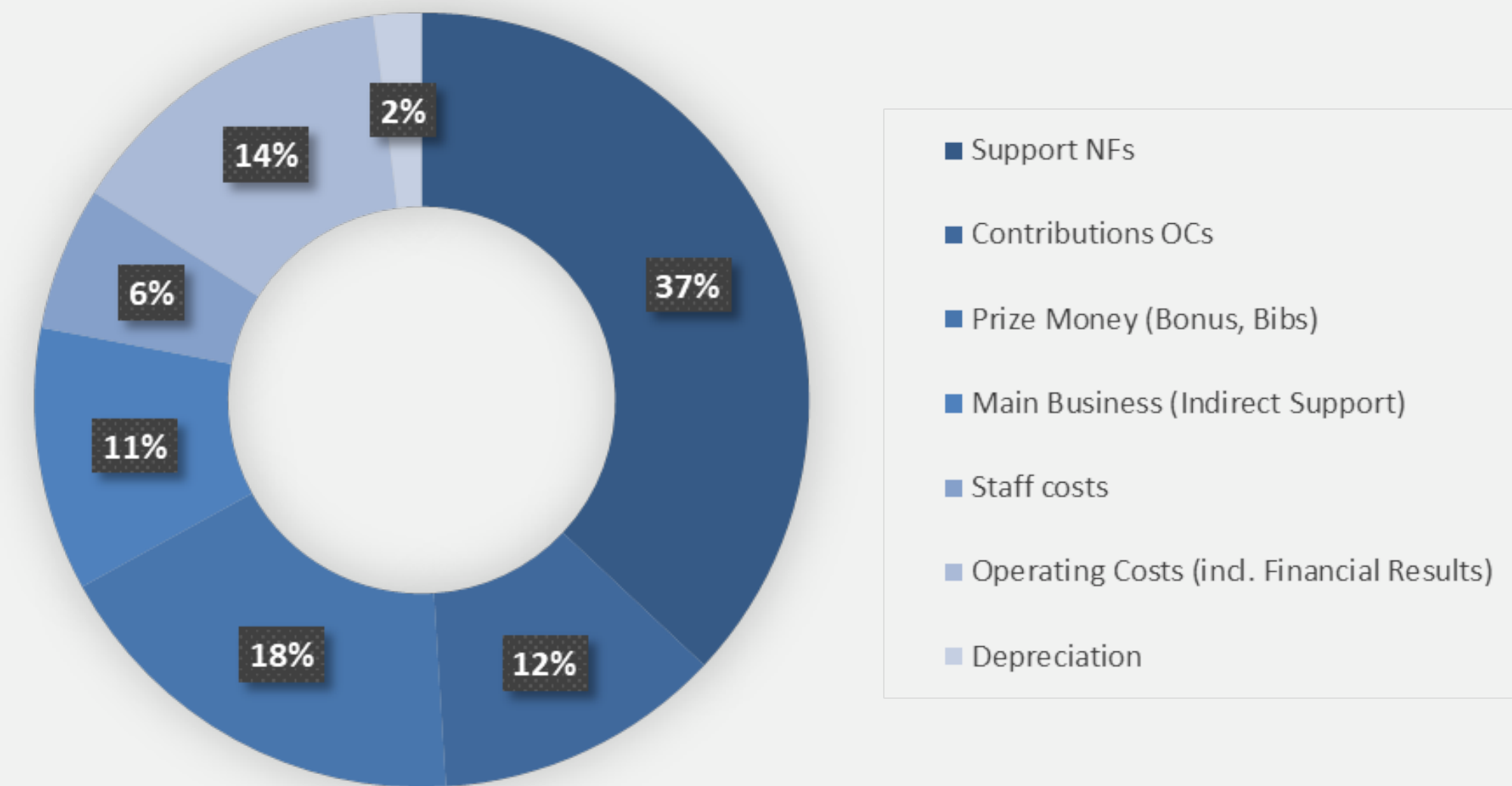


Balance sheet Result FY 23/24 compared with the previous year

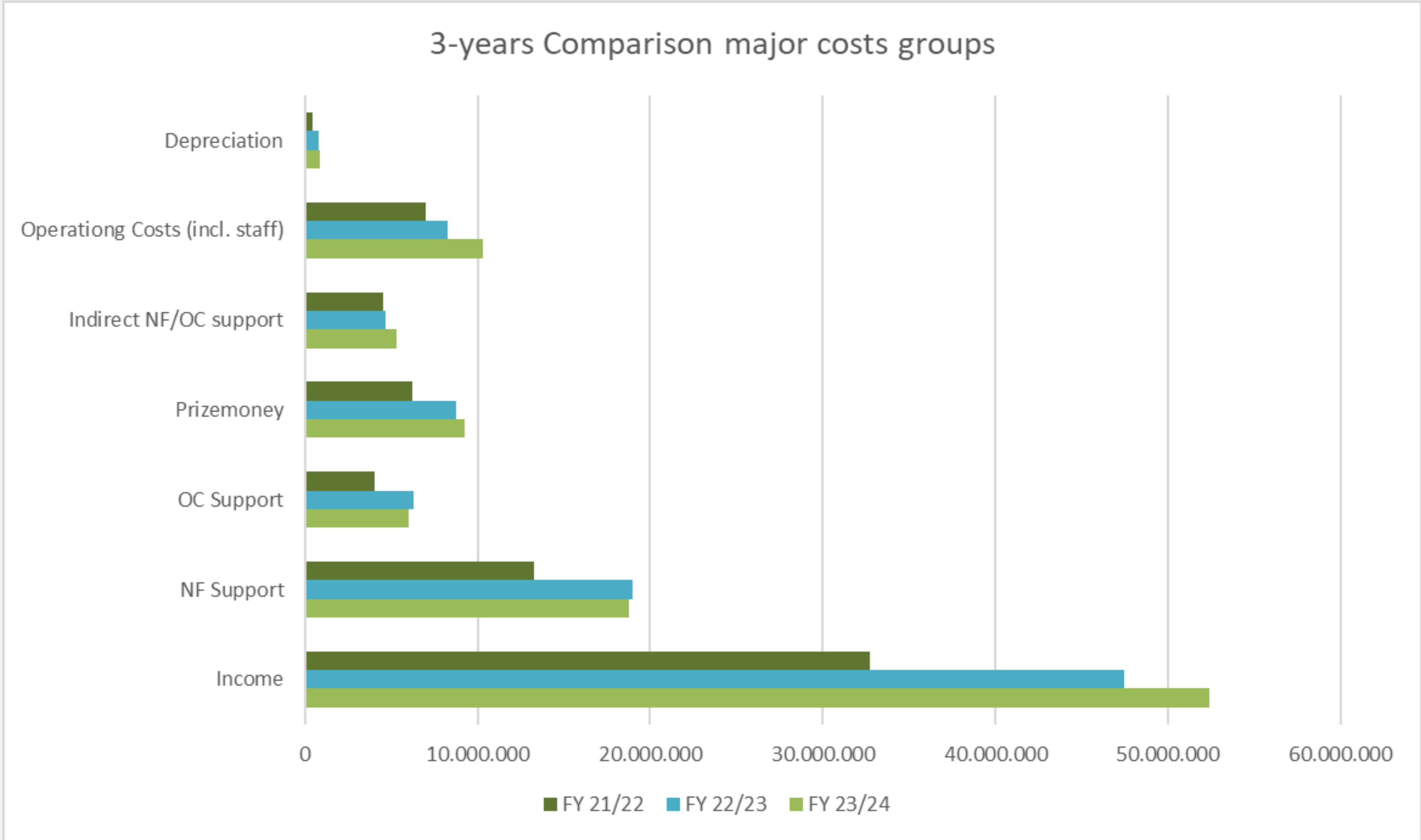
	Revenues/Costs	FY 23/24	FY 22/23
	Total Revenue	€ 52.394.924	€ 47.468.775
	Total Costs	-€ 50.432.502	-€ 47.150.477
30. Apr 24	Operating Result	€ 1.962.422	€ 318.298
	Financial Result	€ 4.351.830	-€ 2.509.277
	Capital gain tax	-€ 302.233	-€ 169.913
30. Apr 24	Final Result FY 23/24	€ 6.012.019	-€ 2.360.892
	Allocation to restricted reserves	-€ 1.000.000	€ 0
	Loss/profit from previous year	-€ 2.355.882	€ 5.010
30.04.2024	Balance sheet profit/loss	€ 2.656.137	-€ 2.355.882

Distribution of Costs and Depreciation FY 2023/24



- We had an operating result of around € 2 million in the 2023/24 financial year. Increased value of our reserves, dividends and bonus payments from banks, a financial result of around € 4.3 million was given. After capital gains tax, we have a final result for the 2023/24 financial year of around 6 million euros.
- The dividend and bonus payments resulting from the restricted reserves will be reinvested in the restricted reserves in the amount of EUR 1 million.
- The final total result, after deducting the negative result from the previous year, is around EUR 2.7 million.

3-year Comparison major costs groups



- The three-year comparison shows a very positive development in terms of income, and also in terms of support for NFs, OCs and athletes.
- Support for the NFs and OCs was at a very high level earlier in the previous year and was maintained this year. The prize money was increased again.
- The operating costs have increased slightly compared to the previous year. Target 26 projects are included in these costs. But, in relation to income, operating costs have fallen during the last years.
- The presentation shows while keeping costs low more money are at the disposal for NFs/OCs and athletes.

	FY 23/24	%	Budget 24/25	%	Budget-frame 25/26	%
INCOME	43.970.653		49.677.250		49.077.250	
Other Income	4.124.271		2.129.900		2.100.000	
IOC revenues	4.300.000		4.300.000		4.300.000	
	52.394.924		56.107.150		55.477.250	
NF Support	-18.733.592	37%	-20.205.000	37%	-20.355.000	37%
OC Contribution	-6.016.238	12%	-7.465.000	14%	-6.500.000	12%
Prizemoney	-9.221.800	18%	-9.370.000	17%	-9.370.000	17%
Indirect NF/OC Support	-5.283.012	10%	-5.947.080	11%	-6.000.000	11%
Operating costs	-7.253.520		-6.741.960		-7.500.000	
Staff costs	-3.058.190		-3.597.906		-4.000.000	
Total Operation costs	-10.311.710	20%	-10.339.866	19%	-11.500.000	21%
Depreciation	-866.150	2%	-1.118.500	2%	-1.000.000	2%
Total Costs:	<u>-50.432.502</u>	100%	<u>-54.445.446</u>	100%	<u>-54.725.000</u>	100%
Operating result	1.962.422		1.661.704		752.250	

Budget FY 2024/25:

- Revenue will increase by € 3,7 million in the 2024/25 budget compared to the previous year
- The contributions/payments to NF/OCs and the Prizemoney will increase by around € 3,1 million
- Indirekt NF/OC support will increase by around € 660k
- Operating costs, including staff costs, will increase by around € 160k
- Depreciation will increase by around € 250k

The budget shows a positive operating result of around € 1.6 million

Budget cost and depreciation overview per department compared to FY 23/24:

Department	Expense	Budget 24/25	FY 23/24	Difference
	Total Revenue (incl. IOC revenues)	€ 56.107.150	€ 52.394.924	€ 3.712.226
100	Sport & Event	-€ 32.079.470	-€ 29.286.524	-€ 2.792.946
200	Communication	-€ 3.506.980	-€ 2.727.115	-€ 779.865
300	BIU	-€ 2.399.780	-€ 1.971.165	-€ 428.615
400	Development	-€ 4.229.044	-€ 3.778.017	-€ 451.027
500	Finance & Admin	-€ 3.072.350	-€ 2.928.508	-€ 143.842
600	Strategy&Sustainability	-€ 9.157.822	-€ 9.741.173	€ 583.351
	Total costs	-€ 54.445.446	-€ 50.432.502	-€ 4.012.944
	Operating Result	€ 1.661.704	€ 1.962.422	

- Sport & Event Activities and Project: Event enhancement, OnePlan implementation
- Communication Activities and Project: Content creation, Broadcast innovations, OTT platform
- Development Activities and Project: Regional Events, Academy, Dual Carer and Gender equality
- Finance & Administration: Congress, Hall of Fame
- Strategy & Sustainability: Target 26/30, Para

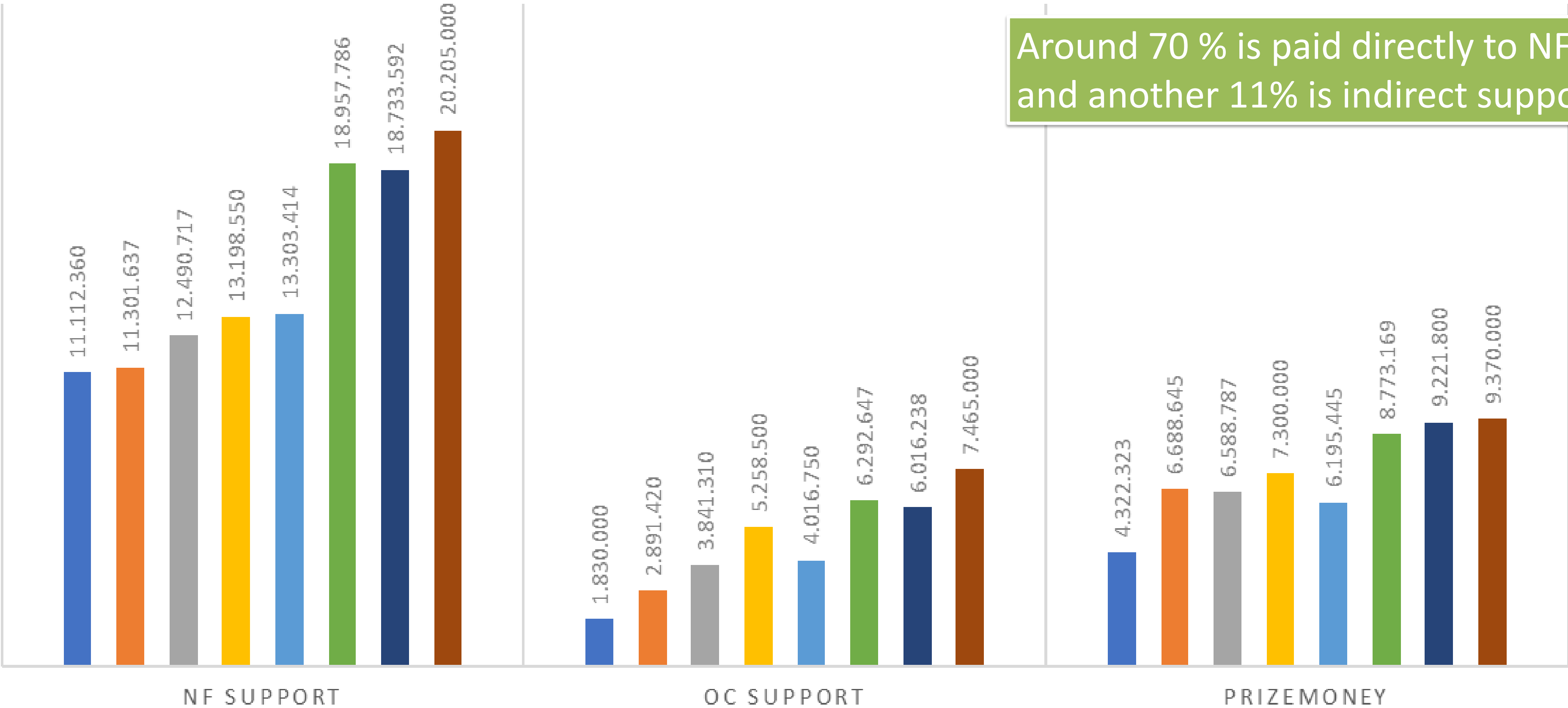
Income (million €)

Income has doubled in the last 7 financial years!



NF SUPPORT / OC SUPPORT / PRIZEMONEY

FY 17/18 FY 18/19 FY 19/20 FY 20/21 FY 21/22 FY 22/23 FY 23/24 Budget 24/25



Around 70 % is paid directly to NFs, OCs and Prizemoney and another 11% is indirect support; total 81%

Total NF, OC, Prizemoney (million€)

Support to NF's, OC's and Prizemoney has more than doubled in the last 7 financial years!

