

# Summary of Final Results

## Canadian & North American Biathlon Championships 2023

### 15 March 2023








Valcartier, Québec

Time of Last Finish: 11:27 hrs

### Men - 10 km Sprint

Rank	Bib	Name	Team	Shooting			Final Time	Behind	%	Pts	Notes
				P	S	I					
1	9	BROWN, Luke	USA	2	0	2	28:21.1	0.0	103.3%	90	
2	12	PLETZ, Logan	SK-QV 	1	3	4	29:17.6	+56.5	100%	75	
3	1	GREEN, Michio	AB-RM 	0	1	1	30:13.7	+1:52.6	96.9%	60	
4	4	ELDEN, Ryan	BC-CST 	1	2	3	30:58.4	+2:37.3	94.6%	50	
5	3	BORGLUM, Haldan	AB-FNS 	2	3	5	31:08.6	+2:47.5	94.1%	45	
6	10	NIELSEN, Eli	USA 	3	0	3	31:14.4	+2:53.3	93.8%	40	
7	7	SMITH, Lucas	BC-SS 	0	5	5	31:18.9	+2:57.8	93.5%	36	
8	11	THEISEN, Jordan	USA 	3	3	6	32:18.8	+3:57.7	90.6%	34	
9	8	WIGGER, Cédrick	QC - Cr 	1	2	3	33:30.9	+5:09.8	87.4%	32	
10	6	BERTRAND, Guillaume	QC - 	1	4	5	35:28.5	+7:07.4	82.6%	31	
11	2	SAVILLE, Thomas	ON-CN 	1	3	4	36:08.0	+7:46.9	81.1%	30	
12	13	LALIME, Antoine	QC - PS 	1	3	4	41:09.2	+12:48.1	71.2%	29	
DNS	5	RACETTE, David	ON-CN 	--	--	--	---	---	---	---	

### Jr Men - 10 km Sprint

Rank	Bib	Name	Team	Shooting			Final Time	Behind	%	Pts	Notes
				P	S	I					
1	22	GAUTHIER, Simon	QC - PS 	1	2	3	31:41.1	0.0	100.9%	90	
2	20	MOINEAU, William	QC - Cr 	2	3	5	32:02.7	+21.6	99.7%	75	
3	16	DEMERS, Zachary	QC - PS 	4	0	4	32:09.8	+28.7	99.4%	60	
4	23	ENLOW, Emile-Antoine	QC - Cr 	0	0	0	33:16.8	+1:35.7	96%	50	
5	24	NG, William	ON-CN 	3	2	5	34:04.0	+2:22.9	93.8%	45	
6	14	GRUNDAHL, James	SK-QV 	4	1	5	34:04.6	+2:23.5	93.8%	40	
7	17	GIRARD, Vincent	QC-SL 	5	3	8	34:10.7	+2:29.6	93.5%	36	



IBU  
REGIONAL  
EVENTS

# Summary of Final Results

## Canadian & North American Biathlon Championships 2023

15 March 2023

Valcartier, Québec										Time of Last Finish: 11:27 hrs
8	18	<b>CHAMPAGNE, Roméo</b>	YK		0 3 3	<b>34:23.3</b>	+2:42.2	93%	34	
9	25	<b>MACNEILL, Matty</b>	PEI		1 5 6	<b>37:45.2</b>	+6:04.1	84.7%	32	Penalties: 2:00 11.3.3.a – penalty loop not done – 2 min
10	19	<b>GERVAIS, Olivier</b>	QC - PS		2 0 2	<b>38:23.6</b>	+6:42.5	83.3%	31	
11	21	<b>FASIANG, Timotej</b>	SK		3 4 7	<b>39:02.2</b>	+7:21.1	81.9%	30	
DNS	15	<b>BENSON, Sean</b>	BC-SS	<i>See to Sky Nordics</i>	--	---	---	---	---	

### Youth Men - 7.5 km Sprint

Rank	Bib	Name	Team	Shooting			Final Time	Behind	%	Pts	Notes
				P	S	T					
1	44	<b>BAERGEN, Bjorn</b>	AB -	2	0	2	<b>23:28.7</b>	0.0	100.7%	90	
2	46	<b>GILFILLAN, Daniel</b>	BC-VIB	3	1	4	<b>23:29.6</b>	+9	100.6%	75	
3	47	<b>SOLOMONSON, Sebastian</b>	BC-SLN	0	2	2	<b>23:56.6</b>	+27.9	98.7%	60	
4	27	<b>COMEAU, Alexandre</b>	AB-MB	1	2	3	<b>24:10.9</b>	+42.2	97.8%	50	
5	61	<b>MUNROE, Parker</b>	BC-SLN	1	2	3	<b>24:18.5</b>	+49.8	97.2%	45	
6	30	<b>GAUTHIER, Francois</b>	QC - PS	3	1	4	<b>24:19.3</b>	+50.6	97.2%	40	
7	43	<b>GERMAIN, Cole</b>	YK	1	1	2	<b>24:19.6</b>	+50.9	97.2%	36	
8	34	<b>FLEMING, Jasper</b>	BC-SS <i>See to Sky Nordics</i>	2	2	4	<b>24:34.4</b>	+1:05.7	96.2%	34	
9	41	<b>FRADETTE, Theo</b>	AB -	2	2	4	<b>24:56.5</b>	+1:27.8	94.8%	32	
10	28	<b>TINWORTH, Liam</b>	AB-WN	1	3	4	<b>24:59.8</b>	+1:31.1	94.6%	31	Penalties: 2:00 11.3.3.a – penalty loop not done – 2 min
11	50	<b>ROJKOVSKI, Dennis</b>	AB-FNS	0	3	3	<b>25:00.8</b>	+1:32.1	94.5%	30	
12	59	<b>MARNIK, Noah</b>	YK	2	2	4	<b>25:10.5</b>	+1:41.8	93.9%	29	
13	48	<b>CLEMENT, Felix</b>	AB -	0	3	3	<b>25:16.2</b>	+1:47.5	93.5%	28	
14	45	<b>GRAPPOLINI, Zachary</b>	AB-RM	2	0	2	<b>25:27.7</b>	+1:59.0	92.8%	27	
15	53	<b>SIMONS, Liam</b>	BC-SLN	2	1	3	<b>25:41.2</b>	+2:12.5	92%	26	





IBU  
REGIONAL  
EVENTS























# Summary of Final Results

## Canadian & North American Biathlon Championships 2023

### 15 March 2023

Valcartier, Québec

Time of Last Finish: 11:27 hrs

16	40	HAERING, Joel	ON-LSB		2 3 5	<b>25:49.1</b>	+2:20.4	91.6%	25
17	63	HATLOE, Alexander	BC-SS		4 2 6	<b>25:52.8</b>	+2:24.1	91.3%	24
18	36	BRINDLE, William	AB-FNS		3 2 5	<b>26:14.6</b>	+2:45.9	90.1%	23
19	55	CROSS, Callum	AB -		1 3 4	<b>26:19.3</b>	+2:50.6	89.8%	22
20	42	SCHIGOL, Dawson	SK-SW		2 1 3	<b>26:22.4</b>	+2:53.7	89.6%	21
21	31	WENDT, Fidel	PEI		1 1 2	<b>26:32.4</b>	+3:03.7	89.1%	20
22	58	THIVIERGE, Simon	QC - Cr		2 1 3	<b>26:41.1</b>	+3:12.4	88.6%	19
23	39	HARVEY, François	QC -		0 3 3	<b>26:46.0</b>	+3:17.3	88.3%	18
24	51	ROJKOVSKI, Peter	AB-FNS		2 1 3	<b>26:53.0</b>	+3:24.3	87.9%	17
25	26	HENGEL, Thomas	AN-HN		1 2 3	<b>27:14.5</b>	+3:45.8	86.8%	16
26	35	DAMJI, Omar	AB-FNS		2 0 2	<b>28:02.5</b>	+4:33.8	84.3%	15
27	67	SINCLAIR, Liam	BC-CN		3 3 6	<b>28:03.0</b>	+4:34.3	84.3%	14
28	49	TURCOTTE, Albert	QC - Cr		3 2 5	<b>28:18.5</b>	+4:49.8	83.5%	13
29	56	NILSSON, Max	HT		1 3 4	<b>28:25.4</b>	+4:56.7	83.2%	12
30	60	TOURIGNY, James	AB-RM		3 2 5	<b>28:53.4</b>	+5:24.7	81.8%	11
31	52	LEFEBVRE, Henri	ON-CN		2 0 2	<b>29:04.0</b>	+5:35.3	81.3%	10
32	62	PORTER, Bruce	YK		2 3 5	<b>29:48.8</b>	+6:20.1	79.3%	9
33	57	LONSBERRY, Drayton	SK-SW		1 4 5	<b>30:23.7</b>	+6:55.0	77.8%	8
34	66	COTÉ, Hubert	QC-VK		0 4 4	<b>30:37.4</b>	+7:08.7	77.2%	7
35	54	LEGUERRIER, Thomas	QC-CN		1 4 5	<b>30:56.1</b>	+7:27.4	76.4%	6
Penalties: 2:00 11.3.3d - Crossfire									
36	65	MORRIER-LEMIEUX, Arthur	QC - Cr		2 5 7	<b>32:34.6</b>	+9:05.9	72.6%	5
37	37	HENNESSEY, Samuel	SK-QV		3 3 6	<b>34:51.8</b>	+11:23.1	67.8%	4
DNS	38	DE BROECK, Jean-Nicolas	QC-CN		--	---	---	---	---
DNS	32	GILBERT, Xavier	QC - PS		--	---	---	---	---





IBU  
REGIONAL  
EVENTS

# Summary of Final Results

## Canadian & North American Biathlon Championships 2023

### 15 March 2023

Valcartier, Québec

Time of Last Finish: 11:27 hrs

DNS	29	CASTONGUAY, Theo	USA		--	---	---	---	---	---
DSQ	64	CONANT, Simon	QC-VK		1 2 3	<b>32:18.9</b>	+8:50.2	---	---	Penalties: DSQ Did not carry the rifle

## Sr Boys - 6 km Sprint

Rank	Bib	Name	Team		Shooting			Final Time	Behind	%	Pts	Notes
					P	S	I					
1	71	REPP, Kase	AB-FNS		0	2	2	<b>19:58.8</b>	0.0	101.3%	90	
2	70	HULSHOF, Luke	AB-FNS		3	0	3	<b>20:18.0</b>	+19.2	99.7%	75	
3	78	FERGUSON, Dawson	AB-CSK		1	1	2	<b>20:27.0</b>	+28.2	99%	60	
4	86	KONOFF, Justin	AB-FNS		2	2	4	<b>20:54.8</b>	+56.0	96.8%	50	
5	87	WILSON, Rory	AB-FNS		2	0	2	<b>20:58.2</b>	+59.4	96.5%	45	
6	74	NG, Singjo (Jojo)	BC-SS		3	0	3	<b>21:08.6</b>	+1:09.8	95.7%	40	
7	69	CLEMENTS, Lucas	BC-SS		1	1	2	<b>21:16.6</b>	+1:17.8	95.1%	36	
8	72	PIERCEY, Eric	ON-CN		3	1	4	<b>21:34.2</b>	+1:35.4	93.8%	34	
9	85	MATSON, Simon	AB-FNS		1	2	3	<b>21:41.2</b>	+1:42.4	93.3%	32	
10	83	BENSON, Graham	BC-SS		3	2	5	<b>21:43.0</b>	+1:44.2	93.2%	31	
11	88	MCCULLOCH, Malcolm	HT		3	1	4	<b>21:44.2</b>	+1:45.4	93.1%	30	
12	68	CHLEPKO, Matus	AB-FNS		1	4	5	<b>21:46.3</b>	+1:47.5	93%	29	
13	81	BAINE, Caelan	AB-FNS		3	1	4	<b>21:55.4</b>	+1:56.6	92.3%	28	
14	106	DAVID, Patrick	QC-SL		2	1	3	<b>22:09.4</b>	+2:10.6	91.4%	27	
15	80	CARLSON, Taylor	USA		0	3	3	<b>22:11.2</b>	+2:12.4	91.2%	26	
16	75	HAWES, Ewan	BC-CN		3	2	5	<b>22:27.1</b>	+2:28.3	90.2%	25	
17	84	GENDRON, Antoine	ON-CN		0	3	3	<b>22:39.4</b>	+2:40.6	89.3%	24	
18	76	SMITH, Jackson	MB-RR		1	2	3	<b>22:41.1</b>	+2:42.3	89.2%	23	
19	90	LEDINGHAM, Kenny	BC-VIB		3	2	5	<b>22:58.1</b>	+2:59.3	88.1%	22	
20	73	DES ALLIERS, Valère	QC-PS		3	3	6	<b>22:59.6</b>	+3:00.8	88%	21	
21	92		AB-FNS		2	4	6	<b>23:38.4</b>	+3:39.6	85.6%	20	





IBU  
REGIONAL  
EVENTS

# Summary of Final Results

## Canadian & North American Biathlon Championships 2023

### 15 March 2023

Valcartier, Québec

Time of Last Finish: 11:27 hrs





**BURKE, Gavin**






22	100	<b>HARMAN, Simon</b>	HT		2 2 4	<b>23:47.6</b>	+3:48.8	85.1%	19	
23	96	<b>MCCLEARY, Finn</b>	AB-FNS		2 2 4	<b>23:53.1</b>	+3:54.3	84.8%	18	
23	103	<b>LEMEE, Tobias</b>	AB-FNS		3 3 6	<b>23:53.1</b>	+3:54.3	84.8%	18	
25	94	<b>HANSEN, Taje</b>	BC-SS		1 3 4	<b>23:58.4</b>	+3:59.6	84.4%	16	
26	95	<b>AITKEN, Braden</b>	BC-SS		3 5 8	<b>24:04.3</b>	+4:05.5	84.1%	15	
27	82	<b>HALTLI, Hudson</b>	PEI		3 3 6	<b>24:11.4</b>	+4:12.6	83.7%	14	
28	104	<b>SIEMENS, Max</b>	AB-FNS		4 2 6	<b>24:34.3</b>	+4:35.5	82.4%	13	
29	101	<b>URQUHART, Max</b>	AB-FNS		1 3 4	<b>24:38.8</b>	+4:40.0	82.1%	12	
30	79	<b>LONDON, Matthew</b>	YK		1 2 3	<b>24:52.3</b>	+4:53.5	81.4%	11	
31	102	<b>PUGH, Michael</b>	AB-FNS		2 5 7	<b>25:04.7</b>	+5:05.9	80.7%	10	
32	98	<b>ROBINS, Keelan</b>	YK		1 4 5	<b>25:23.9</b>	+5:25.1	79.7%	9	
33	91	<b>JONES, Benjamin</b>	AB-FNS		3 2 5	<b>25:24.9</b>	+5:26.1	79.7%	8	Penalties: 2:00 11.3.3.a – penalty loop not done – 2 min
34	77	<b>LUDWIG, Aiden</b>	SK-QV		3 4 7	<b>25:45.2</b>	+5:46.4	78.6%	7	
35	105	<b>BOT, Rory</b>	BC-SLN		1 4 5	<b>25:54.0</b>	+5:55.2	78.2%	6	Penalties: 2:00 11.3.3.a – penalty loop not done – 2 min
36	89	<b>VARIEUR, Phoenix</b>	ON-ELB		2 1 3	<b>26:00.1</b>	+6:01.3	77.9%	5	
37	97	<b>O'BRIEN, Chase</b>	YK		2 2 4	<b>26:07.7</b>	+6:08.9	77.5%	4	
38	93	<b>THIVIERGE, Alex</b>	QC - Cr		1 3 4	<b>26:55.4</b>	+6:56.6	75.2%	3	
39	99	<b>MARTIN, William</b>	QC - PS		3 2 5	<b>27:43.1</b>	+7:44.3	73%	2	





### Women - 7.5 km Sprint

Rank	Bib	Name	Team	Shooting			Final Time	Behind	%	Pts	Notes
				P	S	I					
1	3	SELLERS, Anna	BC-SLN 	1	2	3	28:04.4	0.0	101.9%	90	
2	2	GRUNDAHL, Janice	SK-QV 	2	1	3	28:41.2	+36.8	99.7%	75	
3	1	STADNYK, Hanne	SK 	1	2	3	29:04.6	+1:00.2	98.4%	60	
4	4	MIREJOVSKY, Anne	AB-RM 	1	4	5	30:47.4	+2:43.0	92.9%	50	

### Jr Women - 7.5 km Sprint

Rank	Bib	Name	Team	Shooting			Final Time	Behind	%	Pts	Notes
				P	S	I					
1	7	PERRY, Anna	AB-FNS 	1	0	1	29:40.2	0.0	106%	90	
2	6	BURKE, Danika	AB-RM 	1	2	3	31:37.7	+1:57.5	99.4%	75	
3	8	POULIOT, Amelya	QC - Cr 	0	2	2	33:03.2	+3:23.0	95.2%	60	
4	5	FUNNELL, Chloe	AB-CSK	1	2	3	34:02.7	+4:22.5	92.4%	50	

### Youth Women - 6 km Sprint

Rank	Bib	Name	Team	Shooting			Final Time	Behind	%	Pts	Notes
				P	S	I					
1	22	GREEN, Moira	BC-CN 	0	0	0	21:05.6	0.0	107%	90	
2	19	PARADIS, Desiree	AB-FNS 	2	1	3	23:14.8	+2:09.2	97.1%	75	
3	31	CALDWELL, Molly	BC-SLN 	2	2	4	23:22.3	+2:16.7	96.6%	60	
4	29	HULSHOF, Alexandra	AB-FNS 	1	1	2	23:50.5	+2:44.9	94.7%	50	
5	25	NEANDER, Clara	AB-FNS 	3	1	4	24:31.8	+3:26.2	92%	45	
6	9	BARTLETT, Julia	AB-RM 	3	3	6	25:06.1	+4:00.5	89.9%	40	
7	14	CAZA, Isabelle	QC-CN 	3	2	5	25:13.6	+4:08.0	89.5%	36	
8	23	FIRTH, Sophie	BC-SS 	3	3	6	25:35.5	+4:29.9	88.2%	34	
9	28	PARE, Rose-Marie	QC - Cr 	2	2	4	26:03.7	+4:58.1	86.6%	32	
10	13	ARNOLD, Rhiann	SK-SW 	3	1	4	26:11.2	+5:05.6	86.2%	31	



IBU  
REGIONAL  
EVENTS

# Summary of Final Results

## Canadian & North American Biathlon Championships 2023

15 March 2023

Valcartier, Québec

Time of Last Finish: 15:16 hrs

Rank	Bib	Name	Team				Time	Diff	%	Pts	
11	21	HAMP, Nicole	BC-OS		1	4	5	26:32.1	+5:26.5	85.1%	30
12	15	JACQUES, Laurie	QC - Cr		3	1	4	26:51.0	+5:45.4	84.1%	29
13	26	LEDINGHAM, Sophie	BC-VIB		2	3	5	26:52.0	+5:46.4	84%	28
14	27	SIEMENS, Wallis	AB-FNS		4	3	7	27:27.0	+6:21.4	82.2%	27
15	24	DOUGLAS, Artemis	BC-CN		4	1	5	27:38.4	+6:32.8	81.7%	26
16	18	HUPÉ, Isla	YK		1	2	3	28:08.6	+7:03.0	80.2%	25
17	30	BALKWILL, Laura	BC-CST		2	4	6	28:27.1	+7:21.5	79.3%	24
18	12	LABRECQUE, Meryka	QC - Cr		2	2	4	30:12.1	+9:06.5	74.7%	23
19	17	LECLERC, Éliane	QC - Cr		4	3	7	31:18.1	+10:12.5	72.1%	22
20	11	MENA, Sofia	AB-RM		0	1	1	32:08.6	+11:03.0	70.2%	21
21	20	NORD, Kaycee	SK-MJB		2	3	5	33:27.1	+12:21.5	67.5%	20
22	16	MACMILLAN, Claire	YK		3	3	6	36:16.6	+15:11.0	62.2%	19
DNS	10	THAIN, Allyson	AB-CSK		--						

## Sr Girls - 6 km Sprint

Rank	Bib	Name	Team	Shooting			Final Time	Behind	%	Pts	Notes
				P	S	I					
1	44	RODGER, Mia	BC-SS		1	1	2	23:27.2	0.0	101.3%	90
2	36	CSONKA, Flora	AB-FNS		0	1	1	23:35.6	+8.4	100.7%	75
3	41	NIEDRE, Ella	ON-CN		2	0	2	24:11.7	+44.5	98.1%	60
4	51	TURNER, Aliah	BC-CN		1	1	2	24:14.6	+47.4	98%	50
5	33	BAERGEN, Lucia	AB -		3	0	3	25:12.5	+1:45.3	94.2%	45
6	39	SINCLAIR, Payton	BC-CN		1	0	1	25:29.6	+2:02.4	93.2%	40
7	66	CADELL, Isla	BC-CN		3	2	5	25:55.2	+2:28.0	91.6%	36
8	68	HOEHN, Gabby	BC-CN		2	3	5	25:57.5	+2:30.3	91.5%	34
9	58	QUINTILIO, Isabella	AB-FNS		2	1	3	26:08.4	+2:41.2	90.8%	32
10	35	BERTRAND, Sophie	BC-TN		1	3	4	26:10.6	+2:43.4	90.7%	31
11	40	LUDERS, Sola	AB -		1	3	4	26:15.0	+2:47.8	90.5%	30





IBU  
REGIONAL  
EVENTS

# Summary of Final Results

## Canadian & North American Biathlon Championships 2023

### 15 March 2023

Valcartier, Québec

Time of Last Finish: 15:16 hrs

12	52	CADELL, Iona	BC-CN	 CALEDONIA	2 2 4	<b>26:15.9</b>	+2:48.7	90.4%	29
13	48	MCDONALD, Amelia	SK-QV	 QV	2 1 3	<b>26:20.9</b>	+2:53.7	90.1%	28
14	60	MUELLER, Stella	YK	 BIATHLON YUKON	1 1 2	<b>26:51.9</b>	+3:24.7	88.4%	27
15	32	TAYLOR, Sage	AB-FNS	 FOOTHILLS	2 3 5	<b>26:53.5</b>	+3:26.3	88.3%	26
16	47	BROWN, Lydia	YK	 BIATHLON YUKON	0 0 0	<b>26:57.0</b>	+3:29.8	88.1%	25
17	43	KUKULKA, Chantal	ON-TB	 NORTHWEST TERRITORIES	1 3 4	<b>27:08.5</b>	+3:41.3	87.5%	24
18	38	KLAFKI, Nadia	AB-FNS	 FOOTHILLS	2 2 4	<b>27:14.9</b>	+3:47.7	87.2%	23
Penalties: 2:00 11.3.3.a – penalty loop not done – 2 min									
19	49	BARRENECHEA, Desiree	AB-FNS	 FOOTHILLS	3 2 5	<b>27:17.4</b>	+3:50.2	87%	22
20	53	GLASSFORD, Moira	AB-FNS	 FOOTHILLS	0 3 3	<b>27:23.7</b>	+3:56.5	86.7%	21
21	50	MUNROE, Sierra	BC-SLN	 SOVEREIGN LAKE	2 2 4	<b>27:25.0</b>	+3:57.8	86.6%	20
22	56	HARRIS IRVINE, Brydon	BC-SS	 SEA TO SKY NORDICS	1 4 5	<b>27:39.8</b>	+4:12.6	85.8%	19
23	42	SELINGER, Jaelyn	SK-QV	 QV	3 3 6	<b>27:58.3</b>	+4:31.1	84.9%	18
24	55	UHMANN, Amelia	MB-RR	 RED RIVER NORDIC	3 2 5	<b>28:29.1</b>	+5:01.9	83.4%	17
25	45	KUKULKA, Nicole	ON-TB	 NORTHWEST TERRITORIES	1 4 5	<b>28:54.1</b>	+5:26.9	82.2%	16
26	54	LAMBLEY, Rachel	ON-CN	 CHELSEA NORDIC	2 3 5	<b>29:12.8</b>	+5:45.6	81.3%	15
27	63	CLIFFORD, Josie	BC-SS	 SEA TO SKY NORDICS	4 4 8	<b>29:37.1</b>	+6:09.9	80.2%	14
28	37	SCHAUB, Maya	HT	 HOCKEY CANADA	3 1 4	<b>29:39.4</b>	+6:12.2	80.1%	13
29	59	BOT, Savannah	BC-SLN	 SOVEREIGN LAKE	0 2 2	<b>30:27.2</b>	+7:00.0	78%	12
30	65	HAMP, Julia	BC-OS	 OKANAGAN	1 3 4	<b>30:52.6</b>	+7:25.4	76.9%	11
31	46	FRITH, Rowan	MB-RR	 RED RIVER NORDIC	1 2 3	<b>31:03.6</b>	+7:36.4	76.5%	10
32	67	MAHONEY, Grace	AB-FNS	 FOOTHILLS	3 5 8	<b>31:32.0</b>	+8:04.8	75.3%	9
33	57	MINCHER, Charlotte	AB -	 CAMMORE NORDIC	4 1 5	<b>32:43.1</b>	+9:15.9	72.6%	8
34	61	REDDICK, Hannah	ON-ELB	 ELBOW LAKE	3 3 6	<b>34:33.3</b>	+11:06.1	68.7%	7
35	34	MORCET, Elisabeth	QC - Cr	 QUEBEC	3 1 4	<b>35:16.4</b>	+11:49.2	67.3%	6
36	64	GUYON, Anikka	HT	 HOCKEY CANADA	4 4 8	<b>35:50.8</b>	+12:23.6	66.2%	5







IBU  
REGIONAL  
EVENTS

# Summary of Final Results

## Canadian & North American Biathlon Championships 2023

### 15 March 2023

Valcartier, Québec

Time of Last Finish: 15:16 hrs

37 69 **NIEDZIELSKI, Paige** SK-QV 3 2 5 **36:22.9** +12:55.7 65.3% 4 Penalties: 2:00  
11.3.3.a – penalty loop not done – 2 min

38 62 **MICHENER, Willow** HT 3 4 7 **37:26.5** +13:59.3 63.4% 3

## Masters Men 35 - 6 km Sprint

Rank	Bib	Name	Team	Shooting			Final Time	Behind	%	Pts	Notes
				P	S	I					
1	71	<b>LEMEE, Eric</b>	AB-FNS	2	1	3	<b>24:37.7</b>	0.0	—	90	
2	70	<b>BETOURNAY, Scott</b>	US-EAB	2	2	4	<b>26:18.9</b>	+1:41.2	—	75	
3	72	<b>THIVIERGE, François</b>	QC - Cr	4	4	8	<b>27:12.8</b>	+2:35.1	—	60	
DNS	73	<b>DEBRAY, Nicolas</b>	HT	—	—	—	—	—	—	—	

## Masters Men 50 - 6 km Sprint

Rank	Bib	Name	Team	Shooting			Final Time	Behind	%	Pts	Notes
				P	S	I					
1	87	<b>HALLIGAN, Sean</b>	USA	0	3	3	<b>24:08.6</b>	0.0	105.4%	90	
2	80	<b>DESAULNIERS, Jeannot</b>	AN-HN	3	3	6	<b>25:41.7</b>	+1:33.1	99%	75	
3	89	<b>BAINE, Trevor</b>	AB-FNS	3	2	5	<b>26:28.8</b>	+2:20.2	96.1%	60	
4	81	<b>CAZA, Greg</b>	QC-CN	4	4	8	<b>26:34.6</b>	+2:26.0	95.7%	50	
5	74	<b>NG, Matthew</b>	ON-CN	1	1	2	<b>26:54.1</b>	+2:45.5	94.6%	45	
6	76	<b>KAHN, Daniel</b>	USA	3	5	8	<b>27:25.1</b>	+3:16.5	92.8%	40	
7	79	<b>MCAVOY, James</b>	ON-CN	0	3	3	<b>27:53.0</b>	+3:44.4	91.2%	36	
8	85	<b>THEOPHANIDES, Michael</b>	QC-CN	2	1	3	<b>27:54.4</b>	+3:45.8	91.2%	34	
9	90	<b>DVORAK, Pavel</b>	USA	3	3	6	<b>28:17.4</b>	+4:08.8	89.9%	32	
10	84	<b>FENNING, Stephen</b>	BC-TN	1	3	4	<b>28:19.5</b>	+4:10.9	89.8%	31	
11	75	<b>RACETTE, Mathieu</b>	QC-NK	0	3	3	<b>28:24.4</b>	+4:15.8	89.6%	30	
12	91	<b>WITMER, John</b>	US-EAB	0	3	3	<b>29:04.6</b>	+4:56.0	87.5%	29	





IBU  
REGIONAL  
EVENTS

# Summary of Final Results

## Canadian & North American Biathlon Championships 2023

15 March 2023

Valcartier, Québec

Time of Last Finish: 15:16 hrs

Rank	Bib	Name	Team	Shooting	Final Time	Behind	%	Pts	Notes
13	92	DOOLEY, Brian	USA	2 3 5	29:30.3	+5:21.7	86.2%	28	
14	78	FRITH, Kenton	MB-RR	2 4 6	29:38.1	+5:29.5	85.8%	27	
15	88	FIRTH, Alan	BC-SS	3 2 5	29:48.0	+5:39.4	85.4%	26	
16	86	HAMP, Randy	BC-OS	2 4 6	31:21.0	+7:12.4	81.1%	25	
17	93	MCNERN, John	BC-TN	2 4 6	31:40.1	+7:31.5	80.3%	24	
18	82	BROCHU, Marc	QC - Cr	2 4 6	32:05.9	+7:57.3	79.3%	23	
19	77	HARMAN, Tim	HT	3 4 7	33:32.4	+9:23.8	75.8%	22	
20	83	TRUPPELLI, Jerry	USA	1 2 3	37:15.1	+13:06.5	68.3%	21	

### Masters Women 35 - 6 km Sprint

Rank	Bib	Name	Team	Shooting			Final Time	Behind	%	Pts	Notes
				P	S	I					
1	94	BOWES-LYON, Lea-Marie	BC-BV	2	1	3	27:35.9	0.0	—	90	
2	96	DILLON, Christine	USA	3	2	5	27:54.9	+19.0	—	75	
3	95	MOSTAÇO-GUIDOLDN-CN N, Leila		2	2	4	33:54.3	+6:18.4	—	60	

### Masters Women 50 - 6 km Sprint

Rank	Bib	Name	Team	Shooting			Final Time	Behind	%	Pts	Notes
				P	S	I					
1	98	HUTCHISON, Jacqueline	AB-FNS	0	3	3	28:13.0	0.0	102.4%	90	
2	102	LANCASTER, Callie	BC-OS	1	3	4	28:53.7	+40.7	99.9%	75	
3	97	HALL, Deb	AB-FNS	2	4	6	29:31.7	+1:18.7	97.8%	60	
4	99	LAPIERRE, Lina	QC-NK	2	2	4	39:04.3	+10:51.3	73.9%	50	
5	101	LAVIGNE, Martine	QC -	4	5	9	45:43.8	+17:30.8	63.2%	45	
DSQ	100	MALTAIS, Claudette	NB-MB	3	4	7	37:31.2	+9:18.2	—	—	Penalties: DSQ Did not carry the rifle



# Summary of Final Results





## Canadian & North American Biathlon Championships 2023

### 16 March 2023





Valcartier, Québec

Time of Last Finish: 16:34 hrs










## Women - 10 km Pursuit

Rank	Bib	Name	Team	Shooting					Final Time	%	Pts	Notes
				P	P	S	S	I				
1	2	GRUNDAHL, Janice	SK-QV 	0	1	2	0	3	<b>41:37.0</b>	—	90	
2	1	SELLERS, Anna	BC-SLN 	2	2	2	2	8	<b>+3:59.9</b>	—	75	
3	4	MIREJOVSKY, Anne	AB-RM 	1	0	3	4	8	<b>+6:00.9</b>	—	60	
DNF	3	STADNYK, Hanne	SK 	2	—	—	—	—	—	—	—	

## Jr Women - 10 km Pursuit

Rank	Bib	Name	Team	Shooting					Final Time	%	Pts	Notes
				P	P	S	S	I				
1	5	PERRY, Anna	AB-FNS 	1	1	3	1	6	<b>45:55.0</b>	107.7%	90	
2	6	BURKE, Danika	AB-RM 	2	1	2	1	6	<b>+4:54.3</b>	97.3%	75	
3	7	POULIOT, Amelya	QC - Cr 	1	0	3	1	5	<b>+5:41.7</b>	95.8%	60	
4	8	FUNNELL, Chloe	AB-CSK 	2	3	1	2	8	<b>+7:52.2</b>	91.9%	50	















## Youth Women - 7.5 km Pursuit

Rank	Bib	Name	Team	Shooting					Final Time	%	Pts	Notes
				P	P	S	S	I				
1	10	PARADIS, Desiree	AB-FNS 	0	1	0	3	4	<b>33:42.3</b>	105.8%	90	
2	9	GREEN, Moira	BC-CN 	5	1	2	2	10	<b>+2:44.7</b>	97.8%	75	
3	11	CALDWELL, Molly	BC-SLN 	4	3	1	1	9	<b>+3:04.2</b>	96.9%	60	
4	14	BARTLETT, Julia	AB-RM 	1	1	1	4	7	<b>+3:35.5</b>	95.6%	50	
5	13	NEANDER, Clara	AB-FNS 	2	1	1	3	7	<b>+4:09.7</b>	94.1%	45	Penalties: 0:30 11.3.1 – started early in Pursuit – 30 sec
6	16	FIRTH, Sophie	BC-SS 	2	2	2	2	8	<b>+4:25.4</b>	93.5%	40	
7	18	ARNOLD, Rhiann	SK-SW 	0	1	2	0	3	<b>+4:56.9</b>	92.2%	36	
8	12	HULSHOF, Alexandra	AB-FNS 	3	2	1	2	8	<b>+6:04.3</b>	89.6%	34	
9	22	SIEMENS, Wallis	AB-FNS 	2	0	2	3	7	<b>+6:23.2</b>	88.9%	32	









# Summary of Final Results

## Canadian & North American Biathlon Championships 2023

### 16 March 2023

				Time of Last Finish: 16:34 hrs			
10	19	HAMP, Nicole	BC-OS 	2 3 1 3 9	+6:47.7	88%	31
11	24	HUPÉ, Isla	YK 	0 1 1 0 2	+6:55.3	87.7%	30
12	17	PARE, Rose-Marie	QC - Cr 	1 2 2 3 8	+7:57.2	85.6%	29
13	20	JACQUES, Laurie	QC - Cr 	0 1 2 3 6	+8:25.0	84.6%	28
14	25	BALKWILL, Laura	BC-CST 	2 4 2 3 11	+8:45.4	83.9%	27
15	23	DOUGLAS, Artemis	BC-CN 	1 0 3 3 7	+8:53.3	83.7%	26
16	21	LEDINGHAM, Sophia	BC-VIB 	2 2 4 4 12	+11:01.5	79.7%	25
17	29	NORD, Kaycee	SK-MJB 	1 2 3 2 8	+15:58.4	71.7%	24
18	28	MENA, Sofia	AB-RM 	0 2 0 2 4	+16:11.6	71.4%	23
19	27	LECLERC, Éliane	QC - Cr 	2 2 5 3 12	+18:21.3	68.5%	22
20	30	MACMILLAN, Claire	YK 	2 1 2 2 7	+22:30.4	63.4%	21
DNS	15	CAZA, Isabelle	QC-CN 	-----	-----	---	---
DNS	26	LABRECQUE, Meryka	QC - Cr 	-----	-----	---	---
DNS	31	THAIN, Allyson	AB-CSK 	-----	-----	---	---

























## Sr Girls - 7.5 km Pursuit

Rank	Bib	Name	Team	Shooting					Final Time	%	Pts	Notes
				P	P	S	S	I				
1	32	RODGER, Mia	BC-SS 	1	0	2	3	6	39:35.8	101.5%	90	
2	35	TURNER, Aliah	BC-CN 	2	1	1	3	7	+24.8	100.4%	75	
3	33	CSONKA, Flora	AB-FNS 	4	1	1	2	8	+1:22.0	98.1%	60	
4	38	CADELL, Isla	BC-CN 	1	4	3	1	9	+1:37.1	97.5%	50	
5	49	KLAFKI, Nadia	AB-FNS 	1	1	0	2	4	+1:47.3	97.1%	45	
6	39	HOEHN, Gabby	BC-CN 	2	0	3	4	9	+1:55.1	96.8%	40	
7	34	NIEDRE, Ella	ON-CN 	2	2	3	2	9	+2:06.3	96.4%	36	Penalties: 2:00 11.3.3.a – penalty loop not done – 2 min
8	36	BAERGEN, Lucia	AB - 	2	3	2	4	11	+3:22.2	93.5%	34	

# Summary of Final Results

## Canadian & North American Biathlon Championships 2023

### 16 March 2023

Valcartier, Québec										Time of Last Finish: 16:34 hrs	
9	46	<b>TAYLOR, Sage</b>	AB-FNS		1 1 2 3 7	<b>+3:35.6</b>	93.1%	32			
10	44	<b>MCDONALD, Amelia</b>	SK-QV		0 2 2 1 5	<b>+3:46.9</b>	92.6%	31			
11	43	<b>CADELL, Iona</b>	BC-CN		3 3 2 1 9	<b>+4:18.8</b>	91.5%	30			
12	37	<b>SINCLAIR, Payton</b>	BC-CN		0 1 2 4 7	<b>+4:54.5</b>	90.3%	29			
13	53	<b>HARRIS IRVINE, Brydon</b>	BC-SS		1 0 1 3 5	<b>+5:15.1</b>	89.6%	28			
14	41	<b>BERTRAND, Sophie</b>	BC-TN		4 3 3 0 10	<b>+5:22.5</b>	89.4%	27			
15	45	<b>MUELLER, Stella</b>	YK		0 2 2 4 8	<b>+5:32.4</b>	89%	26			
16	51	<b>GLASSFORD, Moira</b>	AB-FNS		2 1 3 1 7	<b>+6:09.2</b>	87.8%	25			
17	42	<b>LUDERS, Sola</b>	AB -		3 3 2 3 11	<b>+6:29.3</b>	87.2%	24			
18	48	<b>KUKULKA, Chantal</b>	ON-TB		2 3 3 3 11	<b>+6:38.0</b>	86.9%	23			
19	54	<b>SELINGER, Jaelyn</b>	SK-QV		4 3 1 2 10	<b>+7:18.0</b>	85.7%	22			
20	50	<b>BARRENECHEA, Desiree</b>	AB-FNS		3 4 2 3 12	<b>+7:18.1</b>	85.7%	21			
21	40	<b>QUINTILIO, Isabella</b>	AB-FNS		3 2 4 4 13	<b>+7:26.8</b>	85.4%	20	Penalties: 2:00 11.3.3.a – penalty loop not done – 2 min		
22	58	<b>CLIFFORD, Josie</b>	BC-SS		3 3 4 2 12	<b>+7:37.5</b>	85.1%	19			
23	47	<b>BROWN, Lydia</b>	YK		0 2 2 3 7	<b>+7:55.6</b>	84.6%	18			
24	55	<b>UHMANN, Amelia</b>	MB-RR		1 2 3 2 8	<b>+9:15.6</b>	82.3%	17			
25	63	<b>MAHONEY, Grace</b>	AB-FNS		3 1 4 4 12	<b>+10:48.2</b>	79.7%	16			
26	59	<b>SCHAUB, Maya</b>	HT		2 2 0 1 5	<b>+10:57.0</b>	79.5%	15			
27	56	<b>KUKULKA, Nicole</b>	ON-TB		3 2 5 5 15	<b>+11:05.4</b>	79.3%	14			
28	62	<b>FRITH, Rowan</b>	MB-RR		2 1 4 1 8	<b>+12:58.6</b>	76.4%	13			
29	64	<b>MINCHER, Charlotte</b>	AB -		1 1 3 1 6	<b>+14:19.3</b>	74.5%	12			
30	67	<b>GUYON, Anikka</b>	HT		0 0 3 2 5	<b>+15:13.3</b>	73.3%	11			
31	66	<b>MORCET, Elisabeth</b>	QC - Cr		0 0 2 1 3	<b>+15:59.0</b>	72.3%	10			
32	68	<b>NIEDZIELSKI, Paige</b>	SK-QV		2 5 1 2 10	<b>+19:06.5</b>	68.5%	9			






# Summary of Final Results

## Canadian & North American Biathlon Championships 2023





### 16 March 2023

Valcartier, Québec

Time of Last Finish: 16:34 hrs

Rank	Bib	Name	Team	Shooting	Final Time	%	Pts	Notes
33	65	REDDICK, Hannah	ON-ELB	1 5 3 4 13	<b>+20:11.8</b>	67.2%	8	Penalties: 2:00 11.3.3.a – penalty loop not done – 2 min
34	69	MICHENER, Willow	HT 	2 4 3 3 12	<b>+27:13.6</b>	60.1%	7	
DNF	52	MUNROE, Sierra	BC-SLN 	1 2 – –	————	—	—	
DNF	57	LAMBLEY, Rachel	ON-CN 	2 – – –	————	—	—	
DNF	60	BOT, Savannah	BC-SLN 	4 – – –	————	—	—	
DNF	61	HAMP, Julia	BC-OS 	3 1 2 –	————	—	—	

## Masters Men 35 - 7.5 km Pursuit

Rank	Bib	Name	Team	Shooting					Final Time	%	Pts	Notes
				P	P	S	S	I				
1	70	LEMEE, Eric	AB-FNS 	2	2	1	0	5	<b>37:33.8</b>	—	90	
2	71	BETOURNAY, Scott	US-EAB 	2	1	1	2	6	<b>+2:44.7</b>	—	75	
3	72	THIVIERGE, François	QC - Cr 	1	5	3	4	13	<b>+4:31.6</b>	—	60	
4	73	DEBRAY, Nicolas	HT 	3	1	4	4	12	<b>+4:48.6</b>	—	50	

## Masters Men 50 - 7.5 km Pursuit

Rank	Bib	Name	Team	Shooting					Final Time	%	Pts	Notes
				P	P	S	S	I				
1	74	HALLIGAN, Sean	USA 	0	0	3	2	5	<b>37:15.2</b>	103.1%	90	
2	77	CAZA, Greg	QC-CN 	2	0	4	3	9	<b>+1:25.7</b>	99.3%	75	
3	75	DESAULNIERS, Jeannot	AN-HN	2	3	4	3	12	<b>+2:01.8</b>	97.8%	60	
4	76	BAINE, Trevor	AB-FNS 	4	2	3	1	10	<b>+2:33.3</b>	96.5%	50	
5	79	KAHN, Daniel	USA 	3	1	2	4	10	<b>+3:35.6</b>	94%	45	
6	82	DVORAK, Pavel	USA 	2	1	2	4	9	<b>+3:57.5</b>	93.2%	40	
7	80	MCAVOY, James	ON-CN 	3	2	4	2	11	<b>+5:47.4</b>	89.2%	36	
8	86	DOOLEY, Brian	USA 	1	2	1	1	5	<b>+6:20.3</b>	88.1%	34	
9	83	FENNING, Stephen	BC-TN 	2	3	4	2	11	<b>+6:49.3</b>	87.1%	32	

# Summary of Final Results

## Canadian & North American Biathlon Championships 2023

### 16 March 2023


Valcartier, Québec Time of Last Finish: 16:34 hrs

10	78	NG, Matthew	ON-CN 	2 3 4 2 11	<b>+7:18.4</b>	86.2%	31
11	85	WITMER, John	US-EAB 	2 1 4 2 9	<b>+8:19.8</b>	84.3%	30
12	87	FRITH, Kenton	MB-RR 	4 3 3 3 13	<b>+9:02.6</b>	83%	29
13	91	BROCHU, Marc	QC - Cr 	1 0 3 2 6	<b>+9:52.2</b>	81.5%	28
14	88	FIRTH, Alan	BC-SS 	2 3 2 4 11	<b>+10:04.1</b>	81.2%	27
15	84	RACETTE, Mathieu	ON-CN 	2 2 3 3 10	<b>+10:26.5</b>	80.5%	26
16	90	MCNERN, John	BC-TN 	4 1 2 1 8	<b>+10:54.4</b>	79.7%	25
17	81	THEOPHANIDES, Michael	QC-CN 	4 4 5 3 16	<b>+11:10.4</b>	79.3%	24
18	89	HAMP, Randy	BC-OS 	3 1 4 5 13	<b>+13:18.1</b>	76%	23
19	92	HARMAN, Tim	HT 	3 3 3 3 12	<b>+14:28.9</b>	74.2%	22
20	93	TRUPPELLI, Jerry	USA 	5 4 2 3 14	<b>+24:27.9</b>	62.2%	21

## Masters Women 35 - 7.5 km Pursuit

Rank	Bib	Name	Team	Shooting					Final Time	%	Pts	Notes
				P	P	S	S	I				
1	95	DILLON, Christine	USA 	3	1	5	2	11	<b>41:52.8</b>	—	90	
2	94	BOWES-LYON, Lea-Marie	BC-BV	4	4	3	3	14	<b>+2:56.4</b>	—	75	Adjustments: 25 secs target was not reset
3	96	MOSTAÇO-GUIDOLINI, Leila	ON-CN 	4	2	4	3	13	<b>+12:58.4</b>	—	60	

## Masters Women 50 - 7.5 km Pursuit

Rank	Bib	Name	Team	Shooting					Final Time	%	Pts	Notes
				P	P	S	S	I				
1	98	LANCASTER, Callie	BC-OS 	1	2	2	2	7	<b>42:24.3</b>	104.8%	90	
2	97	HUTCHISON, Jacqueline	AB-FNS 	2	3	3	3	11	<b>+2:33.8</b>	98.8%	75	
3	99	HALL, Deb	AB-FNS 	2	3	4	1	10	<b>+3:30.4</b>	96.8%	60	Penalties: 2:00 11.3.3.a – penalty loop not



# Summary of Final Results



## Canadian & North American Biathlon Championships 2023

### 16 March 2023

Valcartier, Québec

Time of Last Finish: 16:34 hrs

done – 2 min

<b>4</b>	100	<b>LAPIERRE, Lina</b>	ON-CN		4 4 5 3 16	<b>+21:33.0</b>	69.5%	50	
<b>DNF</b>	101	<b>LAVIGNE, Martine</b>	QC -		4 5 5 –	—	—	—	
<b>DSQ</b>	102	<b>MALTAIS, Claudette</b>	NB-MB		2 2 4 1 9	<b>+13:01.8</b>	—	—	Penalties: DSQ





# Summary of Final Results














## Canadian & North American Biathlon Championships 2023

### 16 March 2023








Valcartier, Québec

Time of Last Finish: 12:09 hrs

## Men - 12.5 km Pursuit

Rank	Bib	Name	Team	Shooting					Final Time	%	Pts	Notes
				P	P	S	S	I				
1	2	PLETZ, Logan	SK-QV 	0	1	1	1	3	<b>36:46.1</b>	102.8%	90	
2	5	BORGLUM, Haldan	AB-FNS 	2	0	1	0	3	<b>+57.8</b>	100.2%	75	
3	1	BROWN, Luke	USA 	1	4	1	2	8	<b>+2:09.7</b>	97.1%	60	
4	7	SMITH, Lucas	BC-SS 	0	0	3	3	6	<b>+3:21.5</b>	94.2%	50	
5	6	NIELSEN, Eli	USA 	2	1	0	3	6	<b>+4:19.3</b>	92%	45	
6	3	GREEN, Michio	AB-RM 	2	3	0	2	7	<b>+4:28.5</b>	91.7%	40	
7	8	THEISEN, Jordan	USA 	3	3	2	2	10	<b>+5:09.8</b>	90.2%	36	
8	4	ELDEN, Ryan	BC-CST 	4	1	2	3	10	<b>+5:53.9</b>	88.6%	34	
9	9	WIGGER, Cédrick	QC - Cr 	1	0	1	1	3	<b>+5:58.9</b>	88.4%	32	
10	10	BERTRAND, Guillaume	QC - 	1	2	0	2	5	<b>+7:55.5</b>	84.6%	31	
11	11	SAVILLE, Thomas	ON-CN 	3	3	1	3	10	<b>+13:41.9</b>	74.9%	30	
12	12	LALIME, Antoine	QC - PS 	3	3	4	4	14	<b>+19:45.6</b>	66.9%	29	
13	13	RACETTE, David	ON-CN 	1	3	1	0	5	<b>+25:22.5</b>	60.8%	28	

## Jr Men - 12.5 km Pursuit

Rank	Bib	Name	Team	Shooting					Final Time	%	Pts	Notes
				P	P	S	S	I				
1	21	CHAMPAGNE, Roméo	YK 	1	0	1	1	3	<b>40:49.5</b>	100.4%	90	
2	15	MOINEAU, William	QC - Cr 	1	2	1	1	5	<b>+1.9</b>	100.3%	75	
3	16	DEMERS, Zachary	QC - PS 	4	2	0	1	7	<b>+28.3</b>	99.3%	60	
4	14	GAUTHIER, Simon	QC - PS 	2	2	2	0	6	<b>+2:07.5</b>	95.4%	50	
5	18	NG, William	ON-CN 	3	1	2	1	7	<b>+2:28.0</b>	94.7%	45	
6	20	GIRARD, Vincent	QC-SL 	2	2	3	1	8	<b>+2:47.6</b>	94%	40	
7	17	ENLOW, Emile-Antoine	QC - Cr 	2	1	1	1	5	<b>+3:07.8</b>	93.3%	36	

# Summary of Final Results

## Canadian & North American Biathlon Championships 2023






### 16 March 2023

Valcartier, Québec

Time of Last Finish: 12:09 hrs

8	19	<b>GRUNDAHL, James</b>	SK-QV 	2 2 1 3 8	<b>+3:38.9</b>	92.2%	34
9	25	<b>BENSON, Sean</b>	BC-SS 	2 2 1 1 6	<b>+5:09.6</b>	89.1%	32
10	24	<b>FASIANG, Timotej</b>	SK 	1 2 3 1 7	<b>+6:47.4</b>	86.1%	31
11	22	<b>MACNEILL, Matty</b>	PEI 	2 2 2 2 8	<b>+7:17.5</b>	85.2%	30
12	23	<b>GERVAIS, Olivier</b>	QC - PS 	1 2 1 2 6	<b>+10:54.7</b>	79.2%	29

## Youth Men - 10 km Pursuit

Rank	Bib	Name	Team	Shooting					Final Time	%	Pts	Notes
				P	P	S	S	I				
1	26	<b>BAERGEN, Bjorn</b>	AB - 	2	1	1	0	4	<b>32:07.7</b>	101.1%	90	
2	27	<b>GILFILLAN, Daniel</b>	BC-VIB 	2	4	1	1	8	<b>+20.3</b>	100.1%	75	
3	35	<b>TINWORTH, Liam</b>	AB-WN	2	1	1	3	7	<b>+46.1</b>	98.8%	60	
4	38	<b>CLEMENT, Felix</b>	AB - 	0	0	1	2	3	<b>+1:52.9</b>	95.6%	50	
5	34	<b>FRADETTE, Theo</b>	AB - 	3	1	0	2	6	<b>+1:53.3</b>	95.5%	45	
6	30	<b>MUNROE, Parker</b>	BC-SLN 	1	1	2	3	7	<b>+2:11.2</b>	94.7%	40	
7	32	<b>GERMAIN, Cole</b>	YK 	0	1	2	1	4	<b>+2:13.7</b>	94.6%	36	
8	42	<b>HATLOE, Alexander</b>	BC-SS 	1	1	1	1	4	<b>+2:44.5</b>	93.2%	34	
9	29	<b>COMEAU, Alexandre</b>	NB-MB	0	2	2	3	7	<b>+2:48.0</b>	93%	32	
10	31	<b>GAUTHIER, Francois</b>	QC - PS 	0	3	3	0	6	<b>+2:50.2</b>	92.9%	31	
11	33	<b>FLEMING, Jasper</b>	BC-SS 	3	2	1	3	9	<b>+2:51.6</b>	92.9%	30	
12	41	<b>HAERING, Joel</b>	ON-LSB 	2	2	0	1	5	<b>+3:20.4</b>	91.6%	29	
13	28	<b>SOLOMONSON, Sebastian</b>	BC-SLN 	3	4	2	0	9	<b>+3:31.1</b>	91.2%	28	
13	37	<b>MARNIK, Noah</b>	YK 	2	1	2	2	7	<b>+3:31.1</b>	91.2%	28	
15	40	<b>SIMONS, Liam</b>	BC-SLN 	1	1	1	2	5	<b>+3:43.6</b>	90.6%	26	
16	64	<b>GILBERT, Xavier</b>	QC - PS 	3	2	1	1	7	<b>+4:49.2</b>	88%	25	
17	43	<b>BRINDLE, William</b>	AB-FNS 	3	0	2	2	7	<b>+4:52.5</b>	87.8%	24	
18	36	<b>ROJKOVSKI, Dennis</b>	AB-FNS 	3	2	1	2	8	<b>+5:00.2</b>	87.5%	23	
19	50	<b>HENGEL, Thomas</b>	AN-HN	0	0	2	0	2	<b>+5:03.3</b>	87.4%	22	


















# Summary of Final Results

## Canadian & North American Biathlon Championships 2023

### 16 March 2023

Valcartier, Québec

Time of Last Finish: 12:09 hrs

20	44	<b>CROSS, Callum</b>	AB - 	3 2 1 2 8	<b>+5:09.5</b>	87.2%	21	
21	60	<b>LEGUERRIER, Thomas</b>	QC-CN 	0 1 0 2 3	<b>+5:30.4</b>	86.3%	20	
22	39	<b>GRAPPOLINI, Zachary</b>	AB-RM 	1 3 0 3 7	<b>+5:40.8</b>	86%	19	
23	52	<b>SINCLAIR, Liam</b>	BC-CN 	1 1 1 2 5	<b>+6:14.1</b>	84.7%	18	
24	45	<b>SCHIGOL, Dawson</b>	SK-SW 	1 1 3 1 6	<b>+6:42.5</b>	83.7%	17	
25	46	<b>WENDT, Fidel</b>	PEI 	1 2 3 2 8	<b>+6:51.2</b>	83.4%	16	
26	47	<b>THIVIERGE, Simon</b>	QC - Cr 	2 2 3 2 9	<b>+7:44.6</b>	81.5%	15	
27	55	<b>TOURIGNY, James</b>	AB-RM 	2 2 1 2 7	<b>+9:22.5</b>	78.3%	14	
28	56	<b>LEFEBVRE, Henri</b>	ON-CN 	0 1 0 2 3	<b>+9:23.7</b>	78.3%	13	
29	53	<b>TURCOTTE, Albert</b>	QC - Cr 	3 2 1 1 7	<b>+9:40.8</b>	77.7%	12	
30	57	<b>PORTER, Bruce</b>	YK 	3 3 2 1 9	<b>+10:42.1</b>	75.9%	11	
31	51	<b>DAMJI, Omar</b>	AB-FNS 	2 4 3 3 12	<b>+10:47.5</b>	75.7%	10	
32	54	<b>NILSSON, Max</b>	HT 	0 3 3 4 10	<b>+12:23.9</b>	73%	9	Penalties: 2:00 11.3.3.a – penalty loop not done – 2 min
33	61	<b>MORRIER-LEMIEUX, Arthur</b>	QC - Cr 	3 3 2 3 11	<b>+13:41.8</b>	70.9%	8	
34	59	<b>COTÉ, Hubert</b>	QC-VK 	4 3 3 4 14	<b>+15:00.5</b>	68.9%	7	
35	58	<b>LONSBERRY, Drayton</b>	SK-SW 	3 0 4 4 11	<b>+27:30.8</b>	54.5%	6	Penalties: 5:00 3.4 Canadian hosting policy - 1 min
36	62	<b>HENNESSEY, Samue</b>	BK-QV 	4 2 3 3 12	<b>+32:04.5</b>	50.6%	5	Penalties: 7:30 3.4 Canadian hosting policy - 1 min 11.3.1.d - Incorrect shooting sequence - 30

# Summary of Final Results





## Canadian & North American Biathlon Championships 2023

### 16 March 2023
















Valcartier, Québec

Time of Last Finish: 12:09 hrs

sec  
11.3.3.a –  
penalty loop not  
done – 2 min

DNF	48	HARVEY, François	QC - 	0 2 3 –	————	—	—
DNS	49	ROJKOVSKI, Peter	AB-FNS 	— — — —	————	—	—
DNS	65	CASTONGUAY, Theo	USA 	— — — —	————	—	—
DNS	66	DE BROECK, Jean-Nicolas	QC-CN 	— — — —	————	—	—
DSQ	63	CONANT, Simon	QC-VK 	2 4 1 2 9	<b>+18:25.7</b>	—	— Penalties: DSQ

## Sr Boys - 7.5 km Pursuit

Rank	Bib	Name	Team	Shooting					Final Time	%	Pts	Notes
				P	P	S	S	I				
1	70	KONOFF, Justin	AB-FNS 	2	1	2	2	7	<b>30:27.8</b>	101.8%	90	
2	68	HULSHOF, Luke	AB-FNS 	2	2	2	3	9	<b>+43.3</b>	99.5%	75	
3	76	BENSON, Graham	BC-SS 	1	2	0	2	5	<b>+57.4</b>	98.7%	60	
4	71	WILSON, Rory	AB-FNS 	1	2	1	1	5	<b>+1:24.1</b>	97.4%	50	
5	69	FERGUSON, Dawson	AB-CSK 	3	1	2	3	9	<b>+1:38.0</b>	96.7%	45	
6	74	PIERCEY, Eric	ON-CN 	0	2	2	1	5	<b>+1:41.1</b>	96.5%	40	
7	67	REPP, Kase	AB-FNS 	2	2	1	4	9	<b>+1:43.7</b>	96.4%	36	
8	72	NG, Singjo (Jojo)	BC-SS 	3	2	1	1	7	<b>+2:09.2</b>	95.1%	34	
9	75	MATSON, Simon	AB-FNS 	3	1	0	1	5	<b>+2:18.9</b>	94.6%	32	
10	77	MCCULLOCH, Malcolm	HT 	0	3	2	2	7	<b>+2:19.9</b>	94.6%	31	
11	73	CLEMENTS, Lucas	BC-SS 	1	1	1	2	5	<b>+2:21.4</b>	94.5%	30	
12	85	LEDINGHAM, Kenny	BC-VIB 	0	0	2	2	4	<b>+2:36.8</b>	93.8%	29	
13	83	GENDRON, Antoine	ON-CN 	0	2	0	0	2	<b>+2:49.9</b>	93.2%	28	
14	81	CARLSON, Taylor	USA 	3	0	1	0	4	<b>+2:56.8</b>	92.9%	27	
15	79	BAINE, Caelan	AB-FNS 	2	3	3	2	10	<b>+3:48.8</b>	90.5%	26	























# Summary of Final Results

## Canadian & North American Biathlon Championships 2023

### 16 March 2023

Valcartier, Québec

Time of Last Finish: 12:09 hrs

16	80	<b>DAVID, Patrick</b>	QC-SL		4 4 1 1 10	<b>+4:13.6</b>	89.4%	25	
17	86	<b>DES ALLIERS, Valère</b>	QC - PS		0 2 3 2 7	<b>+4:21.0</b>	89.1%	24	
18	78	<b>CHLEPKO, Matus</b>	AB-FNS		4 2 1 3 10	<b>+4:46.5</b>	88%	23	
19	82	<b>HAWES, Ewan</b>	BC-CN		2 4 4 3 13	<b>+5:02.2</b>	87.4%	22	
20	87	<b>BURKE, Gavin</b>	AB-FNS		3 2 4 1 10	<b>+6:07.5</b>	84.8%	21	
21	94	<b>SIEMENS, Max</b>	AB-FNS		1 1 4 0 6	<b>+6:11.7</b>	84.6%	20	
22	90	<b>LEMEE, Tobias</b>	AB-FNS		1 2 4 3 10	<b>+6:12.0</b>	84.6%	19	
23	91	<b>HANSEN, Taje</b>	BC-SS		3 2 4 4 13	<b>+6:17.4</b>	84.4%	18	
24	93	<b>HALTLI, Hudson</b>	PEI		3 1 1 3 8	<b>+6:35.1</b>	83.7%	17	
25	99	<b>JONES, Benjamin</b>	AB-FNS		3 1 3 4 11	<b>+6:39.6</b>	83.6%	16	
26	88	<b>HARMAN, Simon</b>	HT		3 1 3 2 9	<b>+6:42.8</b>	83.4%	15	
27	89	<b>MCCLEARY, Finn</b>	AB-FNS		3 3 3 3 12	<b>+7:34.8</b>	81.5%	14	
28	84	<b>SMITH, Jackson</b>	MB-RR		2 5 3 4 14	<b>+7:58.2</b>	80.7%	13	
29	92	<b>AITKEN, Braden</b>	BC-SS		4 3 4 4 15	<b>+8:16.6</b>	80.1%	12	
30	101	<b>BOT, Rory</b>	BC-SLN		2 0 2 3 7	<b>+8:32.5</b>	79.5%	11	
31	95	<b>URQUHART, Max</b>	AB-FNS		4 2 2 3 11	<b>+8:35.7</b>	79.4%	10	
32	103	<b>O'BRIEN, Chase</b>	YK		1 3 3 2 9	<b>+10:06.1</b>	76.5%	9	
33	100	<b>LUDWIG, Aiden</b>	SK-QV		3 2 3 5 13	<b>+10:24.4</b>	75.9%	8	Penalties: 2:00 11.3.3.a – penalty loop not done – 2 min
34	102	<b>VARIEUR, Phoenix</b>	ON-ELB		2 1 3 1 7	<b>+10:38.1</b>	75.5%	7	
35	97	<b>PUGH, Michael</b>	AB-FNS		4 2 3 5 14	<b>+11:05.4</b>	74.7%	6	
36	105	<b>MARTIN, William</b>	QC - PS		0 1 2 4 7	<b>+11:22.0</b>	74.2%	5	
37	98	<b>ROBINS, Keelan</b>	YK		5 1 3 3 12	<b>+11:45.7</b>	73.5%	4	Penalties: 2:00 11.3.3.a – penalty loop not done – 2 min
38	96	<b>LONDON, Matthew</b>	YK		4 3 3 4 14	<b>+12:32.4</b>	72.1%	3	Penalties:



# Summary of Final Results


## Canadian & North American Biathlon Championships 2023

### 16 March 2023

Valcartier, Québec

Time of Last Finish: 12:09 hrs

8.3.5 - CHP  
Crossfire

<b>39</b>	<b>104</b>	<b>THIVIERGE, Alex</b>	QC - Cr 	<b>4 2 3 4 13</b>	<b>+15:31.3</b>	<b>67.5%</b>	<b>2</b>	Penalties: 2:00 11.3.3.a – penalty loop not done – 2 min
-----------	------------	------------------------	---	-------------------	-----------------	--------------	----------	---



# Summary of Final Results
















## Canadian & North American Biathlon Championships 2023

### 18 March 2023






Valcartier, Québec

Time of Last Finish: 12:19 hrs

### Men - 15 km Mass Start

Rank	Bib	Name	Team	Shooting					Final Time	%	Pts	Notes
				P	P	S	S	I				
1	6	NIELSEN, Eli	USA 	2	1	1	0	4	55:11.1	100.3%	90	
2	5	SMITH, Lucas	BC-SS 	0	0	0	3	3	55:17.2	100.1%	75	
3	1	PLETZ, Logan	SK-QV 	0	2	4	2	8	55:34.3	99.6%	60	
4	14	BURNOTTE, Jules	QC - 	0	1	2	0	3	55:36.3	99.5%	50	
5	4	GREEN, Michio	AB-RM 	0	0	2	2	4	55:42.3	99.4%	45	
6	2	BROWN, Luke	USA	0	1	3	1	5	55:49.8	99.1%	40	
7	3	BORGLUM, Haldan	AB-FNS 	1	1	1	2	5	56:35.7	97.8%	36	
8	8	THEISEN, Jordan	USA 	2	4	1	0	7	58:07.1	95.2%	34	
9	7	ELDEN, Ryan	BC-CST 	0	1	2	2	5	59:03.4	93.7%	32	
10	15	BEDARD, Marc-André	QC 	1	1	1	3	6	59:03.5	93.7%	31	
11	10	BERTRAND, Guillaume	QC - 	1	2	3	2	8	1:03:46.0	86.8%	30	
12	9	WIGGER, Cédrick	QC - Cr 	1	2	2	1	6	1:04:52.7	85.3%	29	
13	16	LE GUELLEC, Jean-Philippe	QC 	4	5	3	2	14	1:05:04.6	85.1%	28	
14	11	SAVILLE, Thomas	ON-CN 	1	1	0	3	5	1:06:35.0	83.1%	27	
15	12	LALIME, Antoine	QC - PS 	4	3	2	4	13	1:14:13.9	74.6%	26	
DNS	13	RACETTE, David	ON-CN 	-	-	-	-	-	---	---	---	

### Jr Men - 12.5 km Mass Start

Rank	Bib	Name	Team	Shooting					Final Time	%	Pts	Notes
				P	P	S	S	I				
1	20	DEMERS, Zachary	QC - PS 	2	3			5	45:46.9	101.1%	90	
2	17	MOINEAU, William	QC - Cr 	2	1	1	2	6	46:27.1	99.7%	75	
3	18	GAUTHIER, Simon	QC - PS 	1	1	2	2	6	46:40.6	99.2%	60	
4	19	CHAMPAGNE, Roméo	YK 	2	1	0	3	6	47:41.8	97.1%	50	
5	28	BENSON, Sean	BC-SS 	1	1	2	1	5	47:47.0	96.9%	45	

# Summary of Final Results

## Canadian & North American Biathlon Championships 2023

### 18 March 2023




Valcartier, Québec Time of Last Finish: 12:19 hrs

Rank	Bib	Name	Team	Shooting	Final Time	%	Pts	Notes
6	22	ENLOW, Emile-Antoine	QC - Cr 	2 1 0 1 4	49:16.4	94%	40	
7	24	GRUNDAHL, James	SK-QV 	2 3 4 2 11	49:36.7	93.3%	36	
8	26	FASIANG, Timotej	SK 	3 2 2 1 8	49:59.5	92.6%	34	
9	21	NG, William	ON-CN 	4 3 2 2 11	50:23.3	91.9%	32	
10	23	GIRARD, Vincent	QC-SL 	4 4 2 3 13	51:05.5	90.6%	31	Penalties: 2:00 11.3.3.a – penalty loop not done – 2 min
11	25	MACNEILL, Matty	PEI 	1 5 4 1 11	53:26.2	86.7%	30	
12	27	GERVAIS, Olivier	QC - PS 	4 4 2 2 12	1:00:00.5	77.2%	29	

## Women - 12.5 km Mass Start

Rank	Bib	Name	Team	Shooting					Final Time	%	Pts	Notes
				P	P	S	S	I				
1	30	SELLERS, Anna	BC-SLN 	2	1	0	1	4	51:33.3	—	90	
2	31	MIREJOVSKY, Anne	AB-RM 	2	2	1	2	7	53:52.7	—	75	
3	32	STADNYK, Hanne	BC-SS 	2	0	3	2	7	56:03.1	—	60	
DNS	29	GRUNDAHL, Janice	SK-QV 	—	—	—	—	—	—	—	—	

## Jr Women - 10 km Mass Start

Rank	Bib	Name	Team	Shooting					Final Time	%	Pts	Notes
				P	P	S	S	I				
1	34	BURKE, Danika	AB-RM 	0	1	1	1	3	43:40.4	102.4%	90	
2	33	PERRY, Anna	AB-FNS 	2	1	3	2	8	44:24.2	100.8%	75	
3	35	POULIOT, Amelya	QC - Cr 	2	0	1	1	4	46:08.9	97%	60	
4	36	FUNNELL, Chloe	AB-CSK 	2	2	2	1	7	48:05.1	93%	50	

## Youth Women - 7.5 km Mass Start

Rank	Bib	Name	Team	Shooting					Final Time	%	Pts	Notes
				P	P	S	S	I				
1	37	GREEN, Moira	BC-CN 	1	1	2	0	4	31:40.1	105.4%	90	
2	40	BARTLETT, Julia	AB-RM 	1	0	1	2	4	33:33.7	99.5%	75	
3	41	NEANDER, Clara	AB-FNS 	1	0	3	2	6	34:56.2	95.6%	60	





IBU  
REGIONAL  
EVENTS

# Summary of Final Results

## Canadian & North American Biathlon Championships 2023

### 18 March 2023

Time of Last Finish: 12:19 hrs

Valcartier, Québec

4	47	SIEMENS, Wallis	AB-FNS	2 1 1 3 7	35:10.5	94.9%	50
5	46	PARE, Rose-Marie	QC - Cr	0 1 1 1 3	35:27.6	94.2%	45
6	43	FIRTH, Sophie	BC-SS	0 4 3 1 8	36:20.1	91.9%	40
7	39	CALDWELL, Molly	BC-SLN	2 4 2 2 10	37:42.7	88.5%	36
8	48	JACQUES, Laurie	QC - Cr	1 2 0 0 3	37:57.5	88%	34
9	52	BALKWILL, Laura	BC-CST	2 2 3 3 10	38:16.6	87.2%	32
10	51	DOUGLAS, Artemis	BC-CN	1 2 2 3 8	38:43.1	86.2%	31
11	57	CAZA, Isabelle	QC-CN	2 3 3 2 10	39:34.3	84.4%	30
12	50	LEDINGHAM, Sophia	BC-VIB	0 2 3 5 10	39:34.8	84.4%	29
13	53	LECLERC, Éliane	QC - Cr	0 2 2 1 5	40:05.7	83.3%	28
14	45	HAMP, Nicole	BC-OS	2 2 2 4 10	40:40.4	82.1%	27
15	49	HUPÉ, Isla	YK	2 4 0 2 8	41:28.9	80.5%	26
16	54	MENA, Sofia	AB-RM	1 2 2 2 7	45:43.9	73%	25
17	55	NORD, Kaycee	SK-MJB	2 0 3 4 9	46:04.1	72.5%	24
18	56	MACMILLAN, Claire	YK	2 2 0 1 5	46:06.6	72.4%	23
DNS	38	PARADIS, Desiree	AB-FNS	— — — —	————	—	—
DNS	42	HULSHOF, Alexandra	AB-FNS	— — — —	————	—	—
DNS	44	ARNOLD, Rhiann	SK-SW	— — — —	————	—	—
DNS	58	LABRECQUE, Meryka	QC - Cr	— — — —	————	—	—
DNS	59	THAIN, Allyson	AB-CSK	— — — —	————	—	—

## Sr Girls - 7.5 km Mass Start

Rank	Bib	Name	Team	Shooting					Final Time	%	Pts	Notes
				P	P	S	S	I				
1	62	TURNER, Aliah	BC-CN	3	1	1	1	6	35:45.2	101.1%	90	
2	61	CSONKA, Flora	AB-FNS	0	1	2	3	6	36:11.6	99.9%	75	
3	69	CADELL, Iona	BC-CN	1	3	0	1	5	36:29.3	99.1%	60	
4	63	NIEDRE, Ella	ON-CN	2	0	3	3	8	36:47.0	98.3%	50	
5	64	CADELL, Isla	BC-CN	0	2	4	2	8	37:05.0	97.5%	45	




























# Summary of Final Results

## Canadian & North American Biathlon Championships 2023

### 18 March 2023

Time of Last Finish: 12:19 hrs

Valcartier, Québec

6	60	<b>RODGER, Mia</b>	BC-SS 	3 0 1 1 5	<b>37:18.1</b>	96.9%	40	Penalties: 2:00 2.1.2 Canadian hosting policy - 2 min
7	65	<b>BAERGEN, Lucia</b>	AB - 	2 1 1 2 6	<b>37:38.5</b>	96%	36	
8	66	<b>HOEHN, Gabby</b>	BC-CN 	0 1 3 2 6	<b>37:38.8</b>	96%	34	
9	71	<b>BERTRAND, Sophie</b>	BC-TN 	1 0 2 1 4	<b>37:54.6</b>	95.3%	32	
10	68	<b>KLAFKI, Nadia</b>	AB-FNS 	2 3 0 3 8	<b>38:17.3</b>	94.4%	31	
11	72	<b>TAYLOR, Sage</b>	AB-FNS 	1 2 2 2 7	<b>38:23.3</b>	94.2%	30	
12	67	<b>SINCLAIR, Payton</b>	BC-CN 	2 1 2 1 6	<b>39:16.2</b>	92%	29	
13	81	<b>SELINGER, Jaelyn</b>	SK-QV 	2 1 2 2 7	<b>39:27.9</b>	91.6%	28	
14	83	<b>CLIFFORD, Josie</b>	BC-SS 	4 1 3 2 10	<b>39:58.1</b>	90.4%	27	
15	73	<b>LUDERS, Sola</b>	AB - 	1 3 1 3 8	<b>40:05.4</b>	90.2%	26	
16	80	<b>BROWN, Lydia</b>	YK 	0 0 2 3 5	<b>40:11.3</b>	89.9%	25	
17	78	<b>GLASSFORD, Moira</b>	AB-FNS 	3 1 3 3 10	<b>40:56.2</b>	88.3%	24	
18	79	<b>BARRENECHEA, Desiree</b>	AB-FNS 	2 2 3 4 11	<b>41:04.9</b>	88%	23	
19	70	<b>MCDONALD, Amelia</b>	SK-QV 	1 2 3 5 11	<b>41:11.6</b>	87.7%	22	
20	74	<b>MUELLER, Stella</b>	YK 	2 3 3 2 10	<b>41:23.9</b>	87.3%	21	
21	76	<b>HARRIS IRVINE, Brydon</b>	BC-SS 	1 0 4 4 9	<b>41:33.5</b>	87%	20	
22	77	<b>KUKULKA, Chantal</b>	ON-TB 	4 2 2 2 10	<b>42:44.0</b>	84.6%	19	
23	92	<b>LAMBLEY, Rachel</b>	ON-CN 	0 2 2 2 6	<b>43:01.3</b>	84%	18	
24	82	<b>UHMANN, Amelia</b>	MB-RR 	2 3 4 3 12	<b>44:00.2</b>	82.1%	17	
25	85	<b>SCHAUB, Maya</b>	HT 	1 1 2 3 7	<b>44:32.2</b>	81.2%	16	
26	84	<b>KUKULKA, Nicole</b>	ON-TB 	4 2 4 3 13	<b>44:37.9</b>	81%	15	
27	75	<b>QUINTILIO, Isabella</b>	AB-FNS 	5 3 3 4 15	<b>45:15.0</b>	79.9%	14	Penalties: 2:00 11.3.3.a – penalty loop not done – 2 min
28	86	<b>MAHONEY, Grace</b>	AB-FNS 	2 3 5 4 14	<b>46:11.9</b>	78.2%	13	





IBU  
REGIONAL  
EVENTS

# Summary of Final Results

## Canadian & North American Biathlon Championships 2023

### 18 March 2023

Time of Last Finish: 12:19 hrs

Valcartier, Québec

29	88	MINCHER, Charlotte	AB - 	1 0 3 2 6	<b>47:22.6</b>	76.3%	12	
30	96	HAMP, Julia	BC-OS 	1 2 4 2 9	<b>47:34.5</b>	76%	11	
31	91	MORCET, Elisabeth	QC - Cr 	0 0 1 1 2	<b>47:50.8</b>	75.5%	10	
32	87	FRITH, Rowan	MB-RR 	3 3 2 3 11	<b>48:16.2</b>	74.9%	9	
33	90	GUYON, Anikka	HT 	3 3 3 1 10	<b>49:41.9</b>	72.7%	8	
34	94	NIEDZIELSKI, Paige	SK-QV 	1 3 3 4 11	<b>54:02.2</b>	66.9%	7	
35	97	MICHENER, Willow	HT 	3 5 3 5 16	<b>1:00:56.6</b>	59.3%	6	
								Penalties: 2:00 11.3.3.a – penalty loop not done – 2 min
DNS	89	MUNROE, Sierra	BC-SLN 	— — — —	————	—	—	
DNS	93	REDDICK, Hannah	ON-ELB	— — — —	————	—	—	
DNS	95	BOT, Savannah	BC-SLN 	— — — —	————	—	—	



# Summary of Final Results




















## Canadian & North American Biathlon Championships 2023

### 18 March 2023

Valcartier, Québec

Time of Last Finish: 16:21 hrs

### Youth Men - 10 km Mass Start

Rank	Bib	Name	Team	Shooting					Final Time	%	Pts	Notes
				P	P	S	S	I				
1	41	DE BROECK, Jean-Nicolas	QC-CN 	0	1	1	1	3	33:18.6	101.3%	90	
2	9	GERMAIN, Cole	YK 	1	1	0	0	2	33:53.0	99.6%	75	
3	16	SIMONS, Liam	BC-SLN 	1	1	0	1	3	34:00.6	99.2%	60	Adjustments: 14 secs waiting for a target
4	27	GILBERT, Xavier	QC - PS 	0	1	3	2	6	34:12.5	98.6%	50	
5	1	BAERGEN, Bjorn	AB - 	0	0	2	3	5	34:20.6	98.2%	45	
6	11	FLEMING, Jasper	BC-SS 	2	1	2	3	8	34:35.9	97.5%	40	
7	3	TINWORTH, Liam	AB-WN	3	2	1	4	10	34:44.9	97.1%	36	
8	8	FRADETTE, Theo	AB - 	1	1	3	2	7	35:21.6	95.4%	34	
9	10	GAUTHIER, Francois	QC - PS 	2	1	4	2	9	35:43.6	94.4%	32	
10	12	HATLOE, Alexander	BC-SS 	2	1	2	1	6	35:43.8	94.4%	31	
11	24	SINCLAIR, Liam	BC-CN 	0	0	1	1	2	35:56.6	93.9%	30	
12	7	CLEMENT, Felix	AB - 	1	1	3	2	7	36:05.9	93.5%	29	
13	6	COMEAU, Alexandre	NB-MB	0	2	4	1	7	36:10.3	93.3%	28	
14	25	LEGUERRIER, Thomas	QC-CN 	0	1	2	0	3	36:12.7	93.2%	27	
15	18	GRAPPOLINI, Zachary	AB-RM 	1	2	1	0	4	36:17.7	92.9%	26	
16	5	MUNROE, Parker	BC-SLN 	3	1	3	0	7	36:26.0	92.6%	25	
17	13	MARNIK, Noah	YK 	1	2	2	2	7	37:16.4	90.5%	24	
18	14	HAERING, Joel	ON-LSB 	2	3	2	2	9	37:20.7	90.3%	23	
19	22	WENDT, Fidel	PEI 	2	0	2	1	5	37:48.8	89.2%	22	
20	19	CROSS, Callum	AB - 	3	2	1	2	8	38:08.8	88.4%	21	
21	2	GILFILLAN, Daniel	BC-VIB 	1	3	2	3	9	38:14.7	88.2%	20	
22	33	HARVEY, François	QC - 	1	1	1	1	4	38:17.4	88.1%	19	
23	34	ROJKOVSKI, Peter	AB-FNS 	1	3	3	1	8	38:21.7	87.9%	18	



# Summary of Final Results

## Canadian & North American Biathlon Championships 2023

### 18 March 2023

Time of Last Finish: 16:21 hrs

Valcartier, Québec

24	4	<b>SOLOMONSON, Sebastian</b>	BC-SLN		4 4 2 2 12	<b>38:35.9</b>	87.4%	17	
25	15	<b>ROJKOVSKI, Dennis</b>	AB-FNS		4 1 1 2 8	<b>38:46.6</b>	87%	16	
26	21	<b>SCHIGOL, Dawson</b>	SK-SW		1 1 2 2 6	<b>38:52.4</b>	86.8%	15	
27	17	<b>BRINDLE, William</b>	AB-FNS		1 1 2 2 6	<b>38:58.0</b>	86.6%	14	
28	23	<b>THIVIERGE, Simon</b>	QC - Cr		2 2 3 1 8	<b>40:07.7</b>	84.1%	13	
29	31	<b>NILSSON, Max</b>	HT		0 2 3 3 8	<b>40:45.1</b>	82.8%	12	
30	30	<b>LEFEBVRE, Henri</b>	ON-CN		1 1 1 1 4	<b>40:58.7</b>	82.3%	11	
31	20	<b>HENGEL, Thomas</b>	AN-HN		3 3 2 3 11	<b>41:36.0</b>	81.1%	10	
32	29	<b>TURCOTTE, Albert</b>	QC - Cr		4 1 1 4 10	<b>41:44.7</b>	80.8%	9	
33	28	<b>TOURIGNY, James</b>	AB-RM		3 1 2 2 8	<b>41:56.2</b>	80.4%	8	
34	32	<b>PORTER, Bruce</b>	YK		2 3 2 3 10	<b>42:40.0</b>	79.1%	7	
35	26	<b>DAMJI, Omar</b>	AB-FNS		3 3 2 5 13	<b>42:58.0</b>	78.5%	6	
36	35	<b>COTÉ, Hubert</b>	QC-VK		2 1 3 3 9	<b>44:01.0</b>	76.6%	5	
37	40	<b>CONANT, Simon</b>	QC-VK		1 4 4 2 11	<b>45:26.0</b>	74.3%	4	
38	37	<b>MORRIER-LEMIEUX, Arthur</b>	QC - Cr		3 2 3 4 12	<b>46:08.8</b>	73.1%	3	
39	36	<b>LONSBERRY, Drayton</b>	SK-SW		3 2 4 5 14	<b>47:57.3</b>	70.3%	2	Penalties: 2:00 11.3.3.a – penalty loop not done – 2 min
DNS	38	<b>HENNESSEY, Samuel</b>	SK-QV		— — — —	————	—	—	
DNS	39	<b>CASTONGUAY, Theo</b>	USA		— — — —	————	—	—	

## Sr Boys - 7.5 km Mass Start

Rank	Bib	Name	Team	Shooting					Final Time	%	Pts	Notes	
				P	P	S	S	I					
1	42	<b>HULSHOF, Luke</b>	AB-FNS		2	2	1	1	6	<b>32:12.6</b>	102.1%	90	
2	47	<b>BENSON, Graham</b>	BC-SS		0	1	1	2	4	<b>33:04.0</b>	99.4%	75	
3	48	<b>NG, Singjo (Jojo)</b>	BC-SS		2	0	1	2	5	<b>33:21.6</b>	98.6%	60	
4	45	<b>FERGUSON, Dawson</b>	AB-CSK		2	2	1	4	9	<b>33:33.3</b>	98%	50	





IBU  
REGIONAL  
EVENTS

























# Summary of Final Results

## Canadian & North American Biathlon Championships 2023

### 18 March 2023

Time of Last Finish: 16:21 hrs

Valcartier, Québec

5	44	REPP, Kase	AB-FNS 	2 3 2 1 8	34:16.9	95.9%	45
6	43	KONOFF, Justin	AB-FNS 	3 4 2 3 12	34:24.1	95.6%	40
7	59	HAWES, Ewan	BC-CN 	2 2 2 1 7	34:24.7	95.5%	36
8	51	MATSON, Simon	AB-FNS 	2 2 2 1 7	34:26.2	95.5%	34 Penalties: 11.1.c – reprimand Bolt left closed on rifle rack prior to start of competition
9	52	MCCULLOCH, Malcolm	HT 	3 3 0 3 9	34:43.0	94.7%	32
10	46	WILSON, Rory	AB-FNS 	2 1 2 3 8	34:47.4	94.5%	31
11	53	BAINÉ, Caelan	AB-FNS 	3 4 1 1 9	35:14.2	93.3%	30
12	49	PIERCEY, Eric	ON-CN 	2 2 4 2 10	35:19.7	93.1%	29
13	62	LEMÉE, Tobias	AB-FNS 	2 1 1 3 7	35:29.2	92.7%	28
14	64	HANSEN, Taje	BC-SS 	3 1 2 2 8	35:49.1	91.8%	27
15	68	HALTLI, Hudson	PEI 	0 1 3 2 6	35:57.5	91.4%	26
16	54	CARLSON, Taylor	USA 	3 1 1 3 8	35:57.9	91.4%	25
17	58	LEDINGHAM, Kenny	BC-VIB 	1 2 1 4 8	36:23.3	90.4%	24
18	57	GENDRON, Antoine	ON-CN 	1 1 1 3 6	36:23.6	90.3%	23
19	50	CLEMENTS, Lucas	BC-SS 	2 2 2 1 7	36:43.5	89.5%	22
20	65	HARMAN, Simon	HT 	3 1 1 1 6	36:59.8	88.9%	21
21	55	CHLEPKO, Matus	AB-FNS 	5 3 4 3 15	37:11.5	88.4%	20
22	63	SMITH, Jackson	MB-RR 	1 4 4 2 11	37:29.8	87.7%	19
23	67	MCCLEARY, Finn	AB-FNS 	1 3 2 2 8	37:45.1	87.1%	18
24	71	URQUHART, Max	AB-FNS 	2 1 2 0 5	37:50.9	86.9%	17
25	66	SIEMENS, Max	AB-FNS 	2 2 2 2 8	38:08.7	86.2%	16
26	69	AITKEN, Braden	BC-SS 	3 2 2 4 11	38:23.4	85.6%	15
27	60	DES ALLIERS, Valère	QC - PS 	4 1 4 3 12	38:24.5	85.6%	14
28	61	BURKE, Gavin	AB-FNS 	3 3 4 3 13	38:47.7	84.8%	13





# Summary of Final Results

## Canadian & North American Biathlon Championships 2023

18 March 2023

Time of Last Finish: 16:21 hrs

Valcartier, Québec

Rank	Bib	Name	Team	Shooting	Final Time	%	Pts	Notes
29	72	BOT, Rory	BC-SLN	1 1 3 1 6	38:51.7	84.6%	12	
30	70	JONES, Benjamin	AB-FNS	1 3 3 4 11	39:12.6	83.9%	11	Penalties: 2:00 2.1.4 Canadian hosting policy - 2 min
31	77	ROBINS, Keelan	YK	1 1 3 4 9	39:22.8	83.5%	10	
32	56	DAVID, Patrick	QC-SL	3 3 1 2 9	39:57.8	82.3%	9	Penalties: 4:00 2.1.4 Canadian hosting policy - 2 min 2.1.4 Canadian hosting policy - 2 min
33	75	LONDON, Matthew	YK	0 1 3 2 6	40:02.9	82.1%	8	Penalties: 2:00 2.1.4 Canadian hosting policy - 2 min
34	78	VARIEUR, Phoenix	ON-ELB	0 4 1 3 8	41:02.1	80.1%	7	
35	76	O'BRIEN, Chase	YK	2 1 1 2 6	41:02.3	80.1%	6	
36	73	PUGH, Michael	AB-FNS	4 4 5 3 16	41:57.4	78.4%	5	
37	74	LUDWIG, Aiden	SK-QV	5 3 3 4 15	42:12.9	77.9%	4	
38	80	THIVIERGE, Alex	QC - Cr	3 3 3 3 12	42:42.7	77%	3	
39	79	MARTIN, William	QC - PS	2 2 2 5 11	43:20.2	75.9%	2	

### Masters Men 35 - 7.5 km Mass Start

Rank	Bib	Name	Team	Shooting	Final Time	%	Pts	Notes
1	81	LEMEE, Eric	AB-FNS	0 0 3 2 5	36:51.0	—	90	
2	82	BETOURNAY, Scott	US-EAB	1 2 3 2 8	38:50.4	—	75	
3	84	DEBRAY, Nicolas	HT	4 4 4 2 14	41:59.1	—	60	
DNS	83	THIVIERGE, François	QC - Cr	— — — —	—	—	—	

### Masters Men 50 - 7.5 km Mass Start

Rank	Bib	Name	Team	Shooting	Final Time	%	Pts	Notes
1	85	HALLIGAN, Sean	USA	4 1 2 1 8	36:27.0	102.4%	90	
2	87	CAZA, Greg	QC-CN	4 2 1 3 10	37:35.0	99.3%	75	





IBU  
REGIONAL  
EVENTS

# Summary of Final Results

## Canadian & North American Biathlon Championships 2023

### 18 March 2023

Valcartier, Québec

Time of Last Finish: 16:21 hrs

3	86	<b>DESAULNIERS, Jeannot</b>	AN-HN		1 2 4 3 10	<b>37:53.7</b>	98.5%	60
4	89	<b>KAHN, Daniel</b>	USA		2 1 4 3 10	<b>39:24.9</b>	94.7%	50
5	91	<b>DVORAK, Pavel</b>	USA		1 2 3 3 9	<b>39:25.1</b>	94.6%	45
6	88	<b>BAINE, Trevor</b>	AB-FNS		3 5 3 2 13	<b>40:00.6</b>	93.3%	40
7	92	<b>MCAVOY, James</b>	ON-CN		0 1 5 3 9	<b>40:06.1</b>	93%	36
8	94	<b>DOOLEY, Brian</b>	USA		2 1 2 0 5	<b>40:41.5</b>	91.7%	34
9	93	<b>FENNING, Stephen</b>	BC-TN		2 2 1 3 8	<b>41:53.8</b>	89.1%	32
10	95	<b>WITMER, John</b>	US-EAB		0 1 3 1 5	<b>42:20.6</b>	88.1%	31
11	100	<b>BROCHU, Marc</b>	QC - Cr		1 0 4 3 8	<b>43:21.1</b>	86.1%	30
12	90	<b>NG, Matthew</b>	ON-CN		3 2 4 3 12	<b>43:39.8</b>	85.4%	29
13	96	<b>THEOPHANIDES, Michael</b>	QC-CN		3 2 4 3 12	<b>43:43.4</b>	85.3%	28
14	99	<b>FIRTH, Alan</b>	BC-SS		0 1 4 3 8	<b>44:23.1</b>	84.1%	27
15	97	<b>FRITH, Kenton</b>	MB-RR		4 4 4 4 16	<b>45:03.5</b>	82.8%	26
16	98	<b>RACETTE, Mathieu</b>	ON-CN		2 3 4 4 13	<b>46:15.7</b>	80.6%	25
17	102	<b>HAMP, Randy</b>	BC-OS		2 3 4 3 12	<b>46:40.3</b>	79.9%	24
18	103	<b>HARMAN, Tim</b>	HT		2 3 2 1 8	<b>48:04.1</b>	77.6%	23
19	101	<b>MCNERN, John</b>	BC-TN		0 3 4 5 12	<b>48:53.4</b>	76.3%	22
20	104	<b>TRUPPELLI, Jerry</b>	USA		0 0 3 4 7	<b>50:19.6</b>	74.1%	21

## Masters Women 35 - 7.5 km Mass Start

Rank	Bib	Name	Team	Shooting					Final Time	%	Pts	Notes	
				P	P	S	S	I					
1	106	<b>DILLON, Christine</b>	USA		0	3	2	3	8	<b>39:05.0</b>	—	90	
2	105	<b>BOWES-LYON, Lea-Marie</b>	BC-BV		0	2	4	1	7	<b>40:02.9</b>	—	75	
3	107	<b>MOSTAÇO-GUIDOLIN, Leila</b>	ON-CN		2	3	3	3	11	<b>54:59.4</b>	—	60	







# Summary of Final Results






## Canadian & North American Biathlon Championships 2023

### 18 March 2023

Valcartier, Québec

Time of Last Finish: 16:21 hrs

### Masters Women 50 - 7.5 km Mass Start

Rank	Bib	Name	Team	Shooting					Final Time	%	Pts	Notes
				P	P	S	S	I				
1	109	LANCASTER, Callie	BC-OS 	1	0	3	2	6	<b>40:42.5</b>	103.5%	90	
2	110	HALL, Deb	AB-FNS 	3	2	3	2	10	<b>41:39.7</b>	101.2%	75	
3	108	HUTCHISON, Jacqueline	AB-FNS 	5	2	3	3	13	<b>44:03.7</b>	95.6%	60	
4	111	LAPIERRE, Lina	ON-CN 	2	4	5	4	15	<b>1:00:30.2</b>	69.7%	50	
DNS	112	LAVIGNE, Martine	QC - 	-	-	-	-	-	---	---	---	
DSQ	113	MALTAIS, Claudette	NB-MB	2	3	4	4	13	<b>54:25.1</b>	---	---	Penalties: DSQ Did not carry the rifle



# Summary of Final Results























## Canadian & North American Biathlon Championships 2023

### 19 March 2023

Valcartier, Québec

Time of Last Finish: 11:17 hrs

### Youth - f6/m7.5 km Single Mixed Relay

Rank	Bib	Name	Team	Shooting			Leg Time	Leg Rank	Leg Behind	Team Final	Team Rank	Team Behind	Notes	Pts
				P	S	I								
<b>1</b>	<b>5</b>	 <b>BC - Yth W/M 01</b>		<b>4</b>	<b>1</b>	<b>5</b>				<b>53:48.1</b>				<b>90</b>
	5-1	GREEN, Moira	BC-CN 	0	0	0	13:18.2	5	+13:18.2	13:18.2	5	+13:18.2		
	5-2	GILFILLAN, Daniel	BC-VIB 	0	0	0	-0:13:18.	2	+3:26.8	.0	1	0.0		
	5-1	GREEN, Moira	BC-CN 	3	1	4	38:52.6	27	1:06:41.6	38:52.6	4	+38:52.6		
	5-2	GILFILLAN, Daniel	BC-VIB 	1	0	1	14:55.5	1	0.0	53:48.1	1	0.0		
<b>2</b>	<b>19</b>	 <b>AB - Yth W/M 01</b>		<b>0</b>	<b>2</b>	<b>2</b>				<b>54:37.8</b>				<b>75</b>
	19-1	PARADIS, Desiree	AB-FNS 	0	2	2	14:35.4	12	+14:35.4	14:35.4	12	+14:35.4		
	19-2	BAERGEN, Bjorn	AB - 	0	0	0	11:18.8	3	+28:03.8	25:54.2	4	+25:54.2		
	19-1	PARADIS, Desiree	AB-FNS 	0	0	0	13:24.2	6	+41:13.2	39:18.4	6	+39:18.4		
	19-2	BAERGEN, Bjorn	AB - 	0	0	0	15:19.4	4	+23.9	54:37.8	2	+49.7		
<b>3</b>	<b>4</b>	 <b>AB - Yth W/M 04</b>		<b>0</b>	<b>2</b>	<b>2</b>				<b>55:13.4</b>				<b>60</b>
	4-1	HULSHOF, Alexandra	AB-FNS 	0	0	0	13:51.6	6	+13:51.6	13:51.6	6	+13:51.6		
	4-2	FRADETTE, Theo	AB - 	0	0	0	11:43.9	5	+28:28.9	25:35.5	3	+25:35.5		
	4-1	HULSHOF, Alexandra	AB-FNS 	0	0	0	-0:25:35.	2	+2:13.5	.0	1	0.0		
	4-2	FRADETTE, Theo	AB - 	0	2	2	55:13.4	27	+40:17.9	55:13.4	3	+1:25.3		
<b>4</b>	<b>11</b>	 <b>BC - Yth W/M 05</b>		<b>0</b>	<b>4</b>	<b>4</b>				<b>56:37.6</b>				<b>50</b>
	11-1	TURNER, Aliah	BC-CN 	0	2	2	14:55.8	13	+14:55.8	14:55.8	13	+14:55.8		
	11-2	SIMONS, Liam	BC-SLN 	0	1	1	12:17.0	10	+29:02.0	27:12.8	11	+27:12.8		
	11-1	TURNER, Aliah	BC-CN 	0	1	1	14:28.9	13	+42:17.9	41:41.7	12	+41:41.7		
	11-2	SIMONS, Liam	BC-SLN 	0	0	0	14:55.9	2	+.4	56:37.6	4	+2:49.5		
<b>5</b>	<b>6</b>	 <b>AB - Yth W/M 02</b>		<b>5</b>	<b>1</b>	<b>6</b>				<b>56:47.3</b>				<b>45</b>
	6-1	BARTLETT, Julia	AB-RM 	2	0	2	15:25.8	18	+15:25.8	15:25.8	18	+15:25.8		



IBU  
REGIONAL  
EVENTS

# Summary of Final Results

## Canadian & North American Biathlon Championships 2023

### 19 March 2023

Valcartier, Québec

Time of Last Finish: 11:17 hrs

6-2	TINWORTH, Liam	AB-WN		0	1	1	12:01.2	8	+28:46.2	27:27.0	14	+27:27.0
6-1	BARTLETT, Julia	AB-RM		0	0	0	13:27.6	7	+41:16.6	40:54.6	8	+40:54.6
6-2	TINWORTH, Liam	AB-WN		3	0	3	15:52.7	8	+57.2	56:47.3	5	+2:59.2
<b>5</b>	<b>22</b>		<b>AB - Yth W/M 03</b>	<b>0</b>	<b>1</b>	<b>1</b>				<b>57:31.2</b>		<b>45</b>
22-1	NEANDER, Clara	AB-FNS		0	0	0	14:20.2	11	+14:20.2	14:20.2	11	+14:20.2
22-2	CLEMENT, Felix	AB -		0	0	0	12:38.5	15	+29:23.5	26:58.7	9	+26:58.7
22-1	NEANDER, Clara	AB-FNS		0	1	1	14:06.0	10	+41:55.0	41:04.7	9	+41:04.7
22-2	CLEMENT, Felix	AB -		0	0	0	16:26.5	12	+1:31.0	57:31.2	6	+3:43.1
<b>6</b>	<b>2</b>		<b>BC - Yth W/M 03</b>	<b>1</b>	<b>0</b>	<b>1</b>				<b>57:52.1</b>		<b>40</b>
2-1	FIRTH, Sophie	BC-SS		0	0	0	13:58.4	8	+13:58.4	13:58.4	8	+13:58.4
2-2	MUNROE, Parker	BC-SLN		0	0	0	12:22.2	12	+29:07.2	26:20.6	6	+26:20.6
2-1	FIRTH, Sophie	BC-SS		1	0	1	15:09.6	15	+42:58.6	41:30.2	11	+41:30.2
2-2	MUNROE, Parker	BC-SLN		0	0	0	16:21.9	11	+1:26.4	57:52.1	7	+4:04.0
<b>-</b>	<b>28</b>		<b>PEI - Yth W/M 01</b>	<b>0</b>	<b>6</b>	<b>6</b>				<b>58:09.7</b>		<b>40</b>
			<b>&lt;Unofficial&gt;</b>									
28-1	WENDT, Fidel	PEI		0	0	0	12:42.9	3	+12:42.9	12:42.9	3	+12:42.9
28-2	HALTLI, Hudson	PEI		0	2	2	14:05.9	21	+30:50.9	26:48.8	7	+26:48.8
28-1	WENDT, Fidel	PEI		0	0	0	12:56.3	5	+40:45.3	39:45.1	7	+39:45.1
28-2	HALTLI, Hudson	PEI		0	4	4	18:24.6	19	+3:29.1	58:09.7	8	+4:21.6
<b>-</b>	<b>24</b>		<b>AB - Yth W/M 07</b>	<b>2</b>	<b>3</b>	<b>5</b>				<b>58:11.6</b>		<b>40</b>
			<b>&lt;Unofficial&gt;</b>									
24-1	GRAPPOLINI, Zachary	AB-RM		0	2	2	14:02.7	9	+14:02.7	14:02.7	9	+14:02.7
24-2	TOURIGNY, James	AB-RM		0	0	0	12:50.7	17	+29:35.7	26:53.4	8	+26:53.4
24-1	GRAPPOLINI, Zachary	AB-RM		0	0	0	12:22.6	4	+40:11.6	39:16.0	5	+39:16.0
24-2	TOURIGNY, James	AB-RM		2	1	3	18:55.6	22	+4:00.1	58:11.6	9	+4:23.5





IBU  
REGIONAL  
EVENTS

# Summary of Final Results


## Canadian & North American Biathlon Championships 2023


### 19 March 2023

Valcartier, Québec


Time of Last Finish: 11:17 hrs

**7 17**  **BC - Yth W/M 06 0 2 2** **58:16.9** **36**


17-1 DOUGLAS, ArtemisBC-CN  0 0 0 15:09.5 17 +15:09.5 15:09.5 17 +15:09.5

17-2 SOLOMONSON, BC-SLN  Sebastian 0 2 2 12:38.0 14 +29:23.0 27:47.5 16 +27:47.5


17-1 DOUGLAS, ArtemisBC-CN  0 0 0 15:10.3 16 +42:59.3 42:57.8 15 +42:57.8


17-2 SOLOMONSON, BC-SLN  Sebastian 0 0 0 15:19.1 3 +23.6 58:16.9 10 +4:28.8

**- 27**  **QC - Yth W/M 02 3 9 12** **58:19.8** **36**  
**<Unofficial>**


27-1 HARVEY, François QC -  0 0 0 12:30.8 2 +12:30.8 12:30.8 2 +12:30.8

27-2 THIVIERGE, SimonQC - Cr  0 4 4 13:48.6 19 +30:33.6 26:19.4 5 +26:19.4


27-1 HARVEY, François QC -  0 0 0 12:11.1 3 +40:00.1 38:30.5 3 +38:30.5


27-2 THIVIERGE, SimonQC - Cr  3 5 8 19:49.3 23 +4:53.8 58:19.8 11 +4:31.7

**- 23**  **QC - Yth W/M 03 4 0 4** **58:33.2** **36**  
**<Unofficial>**


23-1 LEGUERRIER, QC-CN  Thomas 0 0 0 13:01.0 4 +13:01.0 13:01.0 4 +13:01.0

23-2 TURCOTTE, AlbertQC - Cr  2 0 2 14:10.2 22 +30:55.2 27:11.2 10 +27:11.2

23-1 LEGUERRIER, QC-CN  Thomas 2 0 2 14:07.6 11 +41:56.6 41:18.8 10 +41:18.8


23-2 TURCOTTE, AlbertQC - Cr  0 0 0 17:14.4 17 +2:18.9 58:33.2 12 +4:45.1

**8 7**  **YK - Yth W/M 02 2 1 3** **59:24.2** **34**

7-1 BROWN, Lydia YK  0 0 0 15:52.0 20 +15:52.0 15:52.0 20 +15:52.0

7-2 MARNIK, Noah YK  1 0 1 11:53.6 7 +28:38.6 27:45.6 15 +27:45.6

7-1 BROWN, Lydia YK  0 0 0 14:55.4 14 +42:44.4 42:41.0 14 +42:41.0

7-2 MARNIK, Noah YK  1 1 2 16:43.2 14 +1:47.7 59:24.2 13 +5:36.1





IBU  
REGIONAL  
EVENTS

# Summary of Final Results

## Canadian & North American Biathlon Championships 2023

### 19 March 2023

Valcartier, Québec

Time of Last Finish: 11:17 hrs

<b>9</b>	<b>10</b>		<b>QC - Yth W/M 01</b>	<b>1</b>	<b>4</b>	<b>5</b>				<b>59:51.1</b>		<b>32</b>
10-1	PARE, Rose-Marie	QC - Cr		0	1	1	15:36.8	19	+15:36.8	15:36.8	19	+15:36.8
10-2	DE BROECK, Jean-Nicolas	QC-CN		1	0	1	11:48.3	6	+28:33.3	27:25.1	13	+27:25.1
10-1	PARE, Rose-Marie	QC - Cr		0	0	0	16:19.5	19	+44:08.5	43:44.6	18	+43:44.6
10-2	DE BROECK, Jean-Nicolas	QC-CN		0	3	3	16:06.5	9	+1:11.0	59:51.1	14	+6:03.0
<b>10</b>	<b>1</b>		<b>BC - Yth W/M 04</b>	<b>3</b>	<b>3</b>	<b>6</b>				<b>59:51.2</b>		<b>31</b>
1-1	HAMP, Nicole	BC-OS		1	1	2	16:36.4	21	+16:36.4	16:36.4	21	+16:36.4
1-2	FLEMING, Jasper	BC-SS		0	2	2	12:08.0	9	+28:53.0	28:44.4	19	+28:44.4
1-1	HAMP, Nicole	BC-OS		0	0	0	15:33.3	17	+43:22.3	44:17.7	19	+44:17.7
1-2	FLEMING, Jasper	BC-SS		2	0	2	15:33.5	6	+38.0	59:51.2	15	+6:03.1
<b>11</b>	<b>15</b>		<b>BC - Yth W/M 07</b>	<b>4</b>	<b>1</b>	<b>5</b>				<b>1:00:43.5</b>		<b>30</b>
15-1	SINCLAIR, Payton	BC-CN		0	0	0	14:57.7	14	+14:57.7	14:57.7	14	+14:57.7
15-2	SINCLAIR, Liam	BC-CN		0	0	0	12:25.8	13	+29:10.8	27:23.5	12	+27:23.5
15-1	SINCLAIR, Payton	BC-CN		0	0	0	14:24.7	12	+42:13.7	41:48.2	13	+41:48.2
15-2	SINCLAIR, Liam	BC-CN		4	1	5	18:55.3	21	+3:59.8	1:00:43.5	16	+6:55.4
<b>12</b>	<b>16</b>		<b>AB - Yth W/M 05</b>	<b>2</b>	<b>6</b>	<b>8</b>				<b>1:00:44.6</b>		<b>29</b>
16-1	SIEMENS, Wallis	AB-FNS		1	3	4	16:45.0	22	+16:45.0	16:45.0	22	+16:45.0
16-2	BRINDLE, William	AB-FNS		0	0	0	-0:16:45.	1	0.0	.0	1	0.0
16-1	SIEMENS, Wallis	AB-FNS		0	3	3	44:31.7	28	+1:12:20.7	44:31.7	20	+44:31.7
16-2	BRINDLE, William	AB-FNS		1	0	1	16:12.9	10	+1:17.4	1:00:44.6	17	+6:56.5
<b>13</b>	<b>8</b>		<b>YK - Yth W/M 01</b>	<b>4</b>	<b>2</b>	<b>6</b>				<b>1:01:01.4</b>		<b>28</b>
8-1	MUELLER, Stella	YK		2	2	4	16:58.1	23	+16:58.1	16:58.1	23	+16:58.1
8-2	GERMAIN, Cole	YK		0	0	0	12:19.8	11	+29:04.8	29:17.9	21	+29:17.9
8-1	MUELLER, Stella	YK		2	0	2	16:05.3	18	+43:54.3	45:23.2	22	+45:23.2





IBU  
REGIONAL  
EVENTS

# Summary of Final Results

## Canadian & North American Biathlon Championships 2023

### 19 March 2023

Valcartier, Québec

Time of Last Finish: 11:17 hrs

8-2 GERMAIN, Cole YK 0 0 0 15:38.2 7 +42.7 1:01:01.4 18 +7:13.3

**14 20** **BC - Yth W/M 02** **2 2 4** **1:01:02.2** **27**

20-1 CLIFFORD, Josie BC-SS See to Sky Nordics 0 1 1 15:06.0 16 +15:06.0 15:06.0 16 +15:06.0

20-2 HATLOE, Alexander BC-SS See to Sky Nordics 0 0 0 12:43.0 16 +29:28.0 27:49.0 17 +27:49.0

20-1 CLIFFORD, Josie BC-SS See to Sky Nordics 1 1 2 -0:27:49. 1 0.0 .0 1 0.0

20-2 HATLOE, Alexander BC-SS See to Sky Nordics 1 0 11:01:02.2 28 +46:06.7 1:01:02.2 19 +7:14.1

**- 25** **Mixed - W/M** **0 5 5** **1:01:31.5** **27**  
**<Unofficial>**

25-1 CONANT, Simon QC-VK 0 1 1 14:13.1 10 +14:13.1 14:13.1 10 +14:13.1

25-2 MORRIER-LEMIEUX, Arthur QC - Cr 0 3 3 14:56.3 23 +31:41.3 29:09.4 20 +29:09.4

25-1 CONANT, Simon QC-VK 0 1 1 13:59.1 9 +41:48.1 43:08.5 16 +43:08.5

25-2 MORRIER-LEMIEUX, Arthur QC - Cr 0 0 0 18:23.0 18 +3:27.5 1:01:31.5 20 +7:43.4

**15 14** **SK - Yth W/M 1** **0 5 5** **1:01:43.1** **26**

14-1 SELINGER, Jaelyn SK-QV 0 0 0 15:03.5 15 +15:03.5 15:03.5 15 +15:03.5

14-2 SCHIGOL, Dawson SK-SW 0 1 1 13:10.6 18 +29:55.6 28:14.1 18 +28:14.1

14-1 SELINGER, Jaelyn SK-QV 0 4 4 16:44.6 20 +44:33.6 44:58.7 21 +44:58.7

14-2 SCHIGOL, Dawson SK-SW 0 0 0 16:44.4 15 +1:48.9 1:01:43.1 21 +7:55.0

**16 21** **QC - Yth W/M 01** **0 5 5** **1:03:18.9** **25**

21-1 LECLERC, Éliane QC - Cr 0 2 2 18:09.8 24 +18:09.8 18:09.8 24 +18:09.8

21-2 GAUTHIER, Francois QC - PS 0 0 0 11:24.9 4 +28:09.9 29:34.7 22 +29:34.7

21-1 LECLERC, Éliane QC - Cr 0 2 2 18:19.1 22 +46:08.1 47:53.8 23 +47:53.8

21-2 GAUTHIER, Francois QC - PS 0 1 1 15:25.1 5 +29.6 1:03:18.9 22 +9:30.8





IBU  
REGIONAL  
EVENTS

# Summary of Final Results

## Canadian & North American Biathlon Championships 2023

### 19 March 2023

Valcartier, Québec

Time of Last Finish: 11:17 hrs

**17 3** **ON - Yth W/M 01 5 6 11** **1:07:41.1** **24**

3-1 LAMBLEY, Rachel ON-CN 2 1 3 18:23.6 26 +18:23.6 18:23.6 26 +18:23.6

3-2 HAERING, Joel ON-LSB 1 5 6 14:58.5 24 +31:43.5 33:22.1 25 +33:22.1

3-1 LAMBLEY, Rachel ON-CN 1 0 1 17:26.2 21 +45:15.2 50:48.3 24 +50:48.3

3-2 HAERING, Joel ON-LSB 1 0 1 16:52.8 16 +1:57.3 1:07:41.1 24 +13:53.0

**18 12** **AB - Yth W/M 06 3 5 8** **1:07:43.4** **23**

12-1 MENA, Sofia AB-RM 1 0 1 .0 1 0.0 .0 1 0.0

12-2 CROSS, Callum AB - 2 3 5 32:20.7 28 +49:05.7 32:20.7 24 +32:20.7

12-1 MENA, Sofia AB-RM 0 1 1 18:46.0 24 +46:35.0 51:06.7 25 +51:06.7

12-2 CROSS, Callum AB - 0 1 1 16:36.7 13 +1:41.2 1:07:43.4 25 +13:55.3

**- 26** **AB - Yth W/M 08 7 3 10** **1:11:51.2** **23**

**<Unofficial>**

26-1 DAMJI, Omar AB-FNS 3 0 3 13:56.6 7 +13:56.6 13:56.6 7 +13:56.6

26-2 PUGH, Michael AB-FNS 3 2 5 15:50.0 27 +32:35.0 29:46.6 23 +29:46.6

26-1 DAMJI, Omar AB-FNS 0 0 0 13:30.1 8 +41:19.1 43:16.7 17 +43:16.7 Penalties:  
8:00  
11.3.3.a –  
penalty loop  
not done – 2  
min  
11.3.3.b –  
round not  
fired – 2 min

26-2 PUGH, Michael AB-FNS 1 1 2 20:34.5 24 +5:39.0 1:03:51.2 23 +10:03.1

**19 18** **SK - Yth W/M 2 5 4 9** **1:13:11.5** **22**

18-1 NORD, Kaycee SK-MJB 0 0 0 18:11.0 25 +18:11.0 18:11.0 25 +18:11.0

18-2 LONSBERRY, SK-SW 0 3 3 15:33.7 26 +32:18.7 33:44.7 27 +33:44.7  
Drayton

18-1 NORD, Kaycee SK-MJB 2 0 2 18:49.9 25 +46:38.9 52:34.6 26 +52:34.6





# Summary of Final Results

## Canadian & North American Biathlon Championships 2023

### 19 March 2023

Valcartier, Québec

Time of Last Finish: 11:17 hrs

18-2 LONSBERRY, SK-SW 3 1 4 20:36.9 25 +5:41.4 1:13:11.5 26 +19:23.4  
Drayton

**20 9** **YK - Yth W/M 03 4 5 9 1:13:20.2 21**

9-1 MACMILLAN, YK 1 2 3 19:48.0 27 +19:48.0 19:48.0 27 +19:48.0  
Claire

9-2 PORTER, Bruce YK 0 0 0 13:54.4 20 +30:39.4 33:42.4 26 +33:42.4

9-1 MACMILLAN, YK 1 2 3 20:44.1 26 +48:33.1 54:26.5 28 +54:26.5  
Claire

9-2 PORTER, Bruce YK 2 1 3 18:53.7 20 +3:58.2 1:13:20.2 27 +19:32.1

**21 13** **SK - Yth W/M 3 3 3 6 1:16:17.3 20**

13-1 NIEDZIELSKI, SK-QV 2 0 2 19:55.0 28 +19:55.0 19:55.0 28 +19:55.0  
Paige

13-2 HENNESSEY, SK-QV 0 1 1 15:24.3 25 +32:09.3 35:19.3 28 +35:19.3  
Samuel

13-1 NIEDZIELSKI, SK-QV 0 0 0 18:44.9 23 +46:33.9 54:04.2 27 +54:04.2  
Paige

13-2 HENNESSEY, SK-QV 1 2 3 22:13.1 26 +7:17.6 1:16:17.3 28 +22:29.2  
Samuel

## Women/Men - f6/m7.5 km Single Mixed Relay

Rank	Bib	Name	Team	Shooting			Leg Time	Leg Rank	Leg Behind	Team Final	Team Rank	Team Behind	Notes	Pts
				P	S	I								

**- 12** **USA - W/M 1 4 0 4 49:20.0**  
**<Unofficial>**

12-3 THEISEN, Jordan USA 1 0 1

12-4 NIELSEN, Eli USA 0 0 0

12-3 THEISEN, Jordan USA 3 0 3

12-4 NIELSEN, Eli USA 0 0 0

**- 10** **USA - W/M 2 1 4 5 51:59.0**  
**<Unofficial>**

10-3 CARLSON, Taylor USA 0 1 1







# Summary of Final Results

## Canadian & North American Biathlon Championships 2023

### 19 March 2023

Valcartier, Québec

Time of Last Finish: 11:17 hrs

	10-4	BROWN, Luke	USA		0	1	1			
	10-3	CARLSON, Taylor	USA		0	1	1			
	10-4	BROWN, Luke	USA		1	1	2			
<b>1</b>	<b>3</b>	<b>SK - W/M 01</b>			<b>2</b>	<b>2</b>	<b>4</b>		<b>52:17.1</b>	<b>90</b>
	3-3	GRUNDAHL, Janice	SK-QV		1	0	1			
	3-4	PLETZ, Logan	SK-QV		1	1	2			
	3-3	GRUNDAHL, Janice	SK-QV		0	0	0			
	3-4	PLETZ, Logan	SK-QV		0	1	1			
<b>2</b>	<b>2</b>	<b>BC - W/M 01</b>			<b>0</b>	<b>4</b>	<b>4</b>		<b>53:17.1</b>	<b>75</b>
	2-3	STADNYK, Hanne	BC-SS		0	0	0			
	2-4	SMITH, Lucas	BC-SS		0	2	2			
	2-3	STADNYK, Hanne	BC-SS		0	0	0			
	2-4	SMITH, Lucas	BC-SS		0	2	2			
<b>3</b>	<b>1</b>	<b>AB - W/M 01</b>			<b>0</b>	<b>4</b>	<b>4</b>		<b>53:24.7</b>	<b>60</b>
	1-3	PERRY, Anna	AB-FNS		0	0	0			
	1-4	BORGLUM, Halda	AB-FNS		0	2	2			
	1-3	PERRY, Anna	AB-FNS		0	2	2			
	1-4	BORGLUM, Halda	AB-FNS		0	0	0			
<b>- 11</b>		<b>QC - W/M 02</b>			<b>4</b>	<b>0</b>	<b>4</b>		<b>53:42.2</b>	<b>60</b>
		<b>&lt;Unofficial&gt;</b>								
	11-3	WIGGER, Cédrick	QC - Cr		0	0	0			
	11-4	BERTRAND, Guillaume	QC -		4	0	4			
	11-3	WIGGER, Cédrick	QC - Cr		0	0	0			
	11-4	BERTRAND,	QC -		0	0	0			





IBU  
REGIONAL  
EVENTS

# Summary of Final Results



















## Canadian & North American Biathlon Championships 2023

### 19 March 2023

Valcartier, Québec

Time of Last Finish: 11:17 hrs

Guillaume

<b>4</b>	<b>5</b>		<b>QC - W/M</b>	<b>2 1 3</b>	<b>55:47.9</b>	<b>50</b>
	5-3	CAZA, Isabelle	QC-CN 	0 1 1		
	5-4	BURNOTTE, Jules	QC - 	2 0 2		
	5-3	CAZA, Isabelle	QC-CN 	0 0 0		
	5-4	BURNOTTE, Jules	QC - 	0 0 0		
<b>5</b>	<b>6</b>		<b>AB - W/M 02</b>	<b>1 4 5</b>	<b>56:33.4</b>	<b>45</b>
	6-3	MIREJOVSKY, Anne	AB-RM 	1 2 3		
	6-4	GREEN, Michio	AB-RM 	0 1 1		
	6-3	MIREJOVSKY, Anne	AB-RM 	0 0 0		
	6-4	GREEN, Michio	AB-RM 	0 1 1		
<b>6</b>	<b>7</b>		<b>AB - W/M 03</b>	<b>4 7 11</b>	<b>58:15.1</b>	<b>40</b>
	7-3	SELLERS, Anna	BC-SLN 	2 3 5		
	7-4	ROJKOVSKI, Pete	AB-FNS 	0 3 3		
	7-3	SELLERS, Anna	BC-SLN 	2 1 3		
	7-4	ROJKOVSKI, Pete	AB-FNS 	0 0 0		
<b>7</b>	<b>4</b>		<b>BC - W/M 02</b>	<b>1 4 5</b>	<b>58:42.6</b>	<b>36</b>
	4-3	BALKWILL, Laura	BC-CST 	0 2 2		
	4-4	ELDEN, Ryan	BC-CST 	0 0 0		
	4-3	BALKWILL, Laura	BC-CST 	1 2 3		
	4-4	ELDEN, Ryan	BC-CST 	0 0 0		
<b>-</b>	<b>9</b>		<b>ON - W/M 01</b> <b>&lt;Unofficial&gt;</b>	<b>0 1 1</b>	<b>1:02:16.7</b>	<b>36</b>
	9-3	RACETTE, David	ON-CN 	0 0 0		
	9-4	SAVILLE, Thomas	ON-CN 	0 1 1		





# Summary of Final Results

## Canadian & North American Biathlon Championships 2023

### 19 March 2023

Valcartier, Québec

Time of Last Finish: 11:17 hrs

9-3	RACETTE, David	ON-CN		0	0	0					
9-4	SAVILLE, Thomas	ON-CN		0	0	0					
<b>- 8</b>			<b>QC - W/M 03</b>	<b>6</b>	<b>7</b>	<b>13</b>			<b>1:18:11.5</b>		<b>36</b>
	<b>&lt;Unofficial&gt;</b>										
8-3	LALIME, Antoine	QC - PS		5	3	8					
8-4	GERVAIS, Olivier	QC - PS		1	1	2					
8-3	LALIME, Antoine	QC - PS		0	3	3					
	Penalties: 6:00 11.3.3.b – round not fired – 2 min										
8-4	GERVAIS, Olivier	QC - PS		0	0	0					

## Jr Women/Jr Men - f6/m7.5 km Single Mixed Relay

Rank	Bib	Name	Team	Shooting			Time	Leg Rank	Leg Behind	Team Final Rank	Team Behind	Notes	Pts
				P	S	I							
<b>- 20</b>			<b>QC - Jr W/M 03</b>	<b>1</b>	<b>1</b>	<b>2</b>			<b>54:28.8</b>				
	<b>&lt;Unofficial&gt;</b>												
20-3	GAUTHIER, Simon	QC - PS		0	0	0							
20-4	ENLOW, Emile-Antoine	QC - Cr		1	1	2							
20-3	GAUTHIER, Simon	QC - PS		0	0	0							
20-4	ENLOW, Emile-Antoine	QC - Cr		0	0	0							
<b>- 22</b>			<b>PEI - Jr W/M 01</b>	<b>0</b>	<b>1</b>	<b>1</b>			<b>55:49.8</b>				
	<b>&lt;Unofficial&gt;</b>												
22-3	COMEAU, Alexandre	NB-MB		0	0	0							
22-4	MACNEILL, Matty	PEI		0	1	1							
22-3	COMEAU, Alexandre	NB-MB		0	0	0							
22-4		PEI		0	0	0							





# Summary of Final Results

## Canadian & North American Biathlon Championships 2023

### 19 March 2023

Valcartier, Québec

Time of Last Finish: 11:17 hrs

MACNEILL, Matty



**- 21** **QC - Jr W/M 04** **6 4 10** **56:27.3**  
**<Unofficial>**

21-3 GIRARD, Vincent QC-SL 0 1 1

21-4 DAVID, Patrick QC-SL 3 3 6

21-3 GIRARD, Vincent QC-SL 0 0 0

21-4 DAVID, Patrick QC-SL 3 0 3

**1 19** **QC - Jr W/M 02** **0 0 0** **57:07.3** **90**

19-3 JACQUES, Laurie QC - Cr 0 0 0

19-4 DEMERS, Zachary QC - PS 0 0 0

19-3 JACQUES, Laurie QC - Cr 0 0 0

19-4 DEMERS, Zachary QC - PS 0 0 0

**2 16** **QC - Jr W/M 01** **2 2 4** **57:41.9** **75**

16-3 POULIOT, Amelya QC - Cr 0 0 0

16-4 MOINEAU, William QC - Cr 1 0 1

16-3 POULIOT, Amelya QC - Cr 0 2 2

16-4 MOINEAU, William QC - Cr 1 0 1

**3 15** **YK - Jr W/M 01** **0 1 1** **57:44.4** **60**

15-3 HUPÉ, Isla YK 0 0 0

15-4 CHAMPAGNE, Roméo YK 0 0 0

15-3 HUPÉ, Isla YK 0 1 1

15-4 CHAMPAGNE, Roméo YK 0 0 0

**4 18** **BC - Jr W/M 01** **0 3 3** **58:29.8** **50**

18-3 LEDINGHAM, Sophia BC-VIB 0 2 2





IBU  
REGIONAL  
EVENTS

# Summary of Final Results

## Canadian & North American Biathlon Championships 2023

### 19 March 2023

Valcartier, Québec

Time of Last Finish: 11:17 hrs

	18-4	BENSON, Sean	BC-SS		0	0	0		
	18-3	LEDINGHAM, Sophia	BC-VIB		0	1	1		
	18-4	BENSON, Sean	BC-SS		0	0	0		
<b>5</b>	<b>14</b>		<b>AB - Jr W/M 01</b>		<b>2</b>	<b>1</b>	<b>3</b>	<b>58:57.4</b>	<b>45</b>
	14-3	BURKE, Danika	AB-RM		0	0	0		
	14-4	ROJKOVSKI, Dennis	AB-FNS		0	1	1		
	14-3	BURKE, Danika	AB-RM		0	0	0		
	14-4	ROJKOVSKI, Dennis	AB-FNS		2	0	2		
<b>6</b>	<b>17</b>		<b>SK - Jr W/M</b>		<b>2</b>	<b>4</b>	<b>6</b>	<b>1:01:23.1</b>	<b>40</b>
	17-3	ARNOLD, Rhiann	SK-SW		1	0	1		
	17-4	GRUNDAHL, James	SK-QV		0	1	1		
	17-3	ARNOLD, Rhiann	SK-SW		0	1	1		
	17-4	GRUNDAHL, James	SK-QV		1	2	3		
<b>-</b>	<b>24</b>		<b>ON - Jr W/M 01</b>		<b>5</b>	<b>8</b>	<b>13</b>	<b>1:01:55.3</b>	<b>40</b>
			<b>&lt;Unofficial&gt;</b>						
	24-3	NILSSON, Max	HT		2	4	6		
	24-4	NG, William	ON-CN		1	2	3		
	24-3	NILSSON, Max	HT		0	2	2		
	24-4	NG, William	ON-CN		2	0	2		
<b>7</b>	<b>13</b>		<b>AB - Jr W/M 02</b>		<b>3</b>	<b>4</b>	<b>7</b>	<b>1:04:23.3</b>	<b>36</b>
	13-3	FUNNELL, Chloe	AB-CSK		3	1	4		
	13-4	HENGEL, Thomas	AN-HN		0	3	3		
	13-3	FUNNELL, Chloe	AB-CSK		0	0	0		





IBU  
REGIONAL  
EVENTS

# Summary of Final Results


## Canadian & North American Biathlon Championships 2023

### 19 March 2023

Valcartier, Québec

Time of Last Finish: 11:17 hrs


13-4 HENGEL, Thomas AN-HN 0 0 0

- **23**  **Mixed - Jr W/M** **1 4 5** **1:55:33.3**  
<Unofficial>

DNS 23-3 DOOLEY, Brian USA 

23-4 FASIANG, Timotej SK  1 3 4

DNS 23-3 DOOLEY, Brian USA 

23-4 FASIANG, Timotej SK  0 1 1





# Final Results - 19 March 2023

## Canadian & North American Biathlon Championships 2023

### Sr Girls/Sr Boys - f6/m7.5 km Single Mixed Relay

Valcartier, Québec

Time of Last Finish: 14:53 hrs

Rank	Bib	Name	Team	Shooting			Leg Time	Leg Rank	Leg Behind	Team Final	Team Rank	Team Behind	Notes	Pts
				P	S	I								
<b>1</b>	<b>18</b>	<b>AB - Sr G/B 01</b>		<b>0</b>	<b>2</b>	<b>2</b>				<b>1:00:48.0</b>				<b>90</b>
	18-1	CSONKA, Flora	AB-FM	0	0	0	15:10.6	3	+23.5	15:10.6	3	+23.5		
	18-2	KONOFF, Justin	AB-FM	0	1	1	13:14.5	1	0.0	28:25.1	1	0.0		
	18-1	CSONKA, Flora	AB-FM	0	0	0	14:47.7	2	+35:43.2	43:12.8	1	0.0		
	18-2	KONOFF, Justin	AB-FM	0	1	1	17:35.2	3	+28.3	1:00:48.0	1	0.0		
<b>2</b>	<b>21</b>	<b>AB - Sr G/B 02</b>		<b>4</b>	<b>3</b>	<b>7</b>				<b>1:03:55.8</b>				<b>75</b>
	21-1	KLAFKI, Nadia	AB-FM	3	0	3	16:27.1	8	+1:40.0	16:27.1	8	+1:40.0		
	21-2	HULSHOF, Luke	AB-FM	0	0	0	13:43.1	3	+28.6	30:10.2	3	+1:45.1		
	21-1	KLAFKI, Nadia	AB-FM	1	1	2	16:15.1	9	+37:10.6	46:25.3	6	+3:12.5		
	21-2	HULSHOF, Luke	AB-FM	0	2	2	17:30.5	2	+23.6	1:03:55.8	2	+3:07.8		
<b>3</b>	<b>22</b>	<b>AB - Sr G/B 03</b>		<b>5</b>	<b>4</b>	<b>9</b>				<b>1:05:05.7</b>				<b>60</b>
	22-1	BAERGEN, Lucia	AB -	2	1	3	17:13.8	17	+2:26.7	17:13.8	17	+2:26.7		
	22-2	FERGUSON, Dawson	AB-CS	0	2	2	13:45.7	5	+31.2	30:59.5	8	+2:34.4		
	22-1	BAERGEN, Lucia	AB -	3	0	3	16:59.3	15	+37:54.8	47:58.8	11	+4:46.0		
	22-2	FERGUSON, Dawson	AB-CS	0	1	1	17:06.9	1	0.0	1:05:05.7	3	+4:17.7		
<b>4</b>	<b>13</b>	<b>AB - Sr G/B 04</b>		<b>4</b>	<b>3</b>	<b>7</b>				<b>1:05:11.5</b>				<b>50</b>
	13-1	TAYLOR, Sage	AB-FM	0	2	2	16:39.5	13	+1:52.4	16:39.5	13	+1:52.4		
	13-2	WILSON, Rory	AB-FM	0	1	1	13:43.3	4	+28.8	30:22.8	5	+1:57.7		
	13-1	TAYLOR, Sage	AB-FM	0	0	0	15:50.9	5	+36:46.4	46:13.7	4	+3:00.9		
	13-2	WILSON, Rory	AB-FM	4	0	4	18:57.8	13	+1:50.9	1:05:11.5	4	+4:23.5		
<b>5</b>	<b>6</b>	<b>BC - Sr G/B 01</b>		<b>11</b>	<b>6</b>	<b>17</b>				<b>1:05:29.1</b>				<b>45</b>
	6-1	RODGER, Mia	BC-SS	0	0	0	14:47.1	1	0.0	14:47.1	1	0.0		
	6-2	BENSON, Graham	BC-SS	4	4	8	15:13.9	20	+1:59.4	30:01.0	2	+1:35.9		
	6-1	RODGER, Mia	BC-SS	4	0	4	16:14.1	8	+37:09.6	46:15.1	5	+3:02.3		

Can to Sky Nordics





# Final Results - 19 March 2023

## Canadian & North American Biathlon Championships 2023

### Sr Girls/Sr Boys - f6/m7.5 km Single Mixed Relay

Valcartier, Québec

Time of Last Finish: 14:53 hrs

Rank	Bib	Name	Team	Shooting			Leg Time	Leg Rank	Leg Behind	Team Final	Team Rank	Team Behind	Notes	Pts
				P	S	I								
	6-2	BENSON, Graham	BC-SS	3	2	5	19:14.0	17	+2:07.1	1:05:29.1	5	+4:41.1		
<b>6</b>	<b>23</b>	<b>AB - Sr G/B 06</b>		<b>1</b>	<b>3</b>	<b>4</b>				<b>1:05:53.8</b>				<b>40</b>
	23-1	BARRENECHEA, Desiree	AB-FM	0	1	1	16:37.8	12	+1:50.7	16:37.8	12	+1:50.7		
	23-2	BAINE, Caelan	AB-FM	0	2	2	14:26.6	10	+1:12.1	31:04.4	10	+2:39.3		
	23-1	BARRENECHEA, Desiree	AB-FM	0	0	0	16:27.9	11	+37:23.4	47:32.3	9	+4:19.5		
	23-2	BAINE, Caelan	AB-FM	1	0	1	18:21.5	10	+1:14.6	1:05:53.8	7	+5:05.8		
<b>7</b>	<b>2</b>	<b>BC - Sr G/B 03</b>		<b>3</b>	<b>4</b>	<b>7</b>				<b>1:05:56.7</b>				<b>36</b>
	2-1	HOEHN, Gabby	BC-CI	0	1	1	16:30.9	9	+1:43.8	16:30.9	9	+1:43.8		
	2-2	NG, Singjo (Jojo)	BC-SS	2	2	4	14:48.6	14	+1:34.1	31:19.5	14	+2:54.4		
	2-1	HOEHN, Gabby	BC-CI	0	1	1	16:36.4	12	+37:31.9	47:55.9	10	+4:43.1		
	2-2	NG, Singjo (Jojo)	BC-SS	1	0	1	18:00.8	6	+53.9	1:05:56.7	8	+5:08.7		
<b>-</b>	<b>30</b>	<b>AB - Sr G/B 11</b> <b>&lt;Unofficial&gt;</b>		<b>3</b>	<b>4</b>	<b>7</b>				<b>1:06:22.6</b>				<b>36</b>
	30-1	MCCLEARY, Finn	AB-FM	0	0	0	15:14.5	4	+27.4	15:14.5	4	+27.4		
	30-2	URQUHART, Max	AB-FM	0	0	0	14:56.7	16	+1:42.2	30:11.2	4	+1:46.1		
	30-1	MCCLEARY, Finn	AB-FM	3	1	4	15:43.5	4	+36:39.0	45:54.7	3	+2:41.9		
	30-2	URQUHART, Max	AB-FM	0	3	3	20:27.9	24	+3:21.0	1:06:22.6	9	+5:34.6		
<b>8</b>	<b>4</b>	<b>AB - Sr G/B 05</b>		<b>7</b>	<b>3</b>	<b>10</b>				<b>1:06:24.3</b>				<b>34</b>
	4-1	LUDERS, Sola	AB -	3	0	3	17:28.1	20	+2:41.0	17:28.1	20	+2:41.0		
	4-2	REPP, Kase	AB-FM	1	3	4	14:14.0	8	+59.5	31:42.1	17	+3:17.0		
	4-1	LUDERS, Sola	AB -	0	0	0	16:53.9	14	+37:49.4	48:36.0	14	+5:23.2		
	4-2	REPP, Kase	AB-FM	3	0	3	17:48.3	4	+41.4	1:06:24.3	10	+5:36.3		
<b>9</b>	<b>20</b>	<b>ON - Sr G/B 02</b>		<b>1</b>	<b>4</b>	<b>5</b>				<b>1:06:26.8</b>				<b>32</b>
	20-1	KUKULKA, Chantal	ON-TB	0	1	1	17:19.4	19	+2:32.3	17:19.4	19	+2:32.3		







# Final Results - 19 March 2023

## Canadian & North American Biathlon Championships 2023

### Sr Girls/Sr Boys - f6/m7.5 km Single Mixed Relay

Valcartier, Québec

Time of Last Finish: 14:53 hrs

Rank	Bib	Name	Team	Shooting			Leg Time	Leg Rank	Leg Behind	Team Final	Team Rank	Team Behind	Notes	Pts
				P	S	I								
	20-2	MCCULLOCH, Malcolm	HT	0	1	1	13:49.6	6	+35.1	31:09.0	11	+2:43.9		
	20-1	KUKULKA, Chantal	ON-TB	1	1	2	17:10.6	17	+38:06.1	48:19.6	13	+5:06.8		
	20-2	MCCULLOCH, Malcolm	HT	0	1	1	18:07.2	7	+1:00.3	1:06:26.8	11	+5:38.8		
<b>10</b>	<b>3</b>	<b>BC - Sr G/B 04</b>		<b>2</b>	<b>3</b>	<b>5</b>				<b>1:06:27.4</b>				<b>31</b>
	3-1	CADELL, Iona	BC-CI	1	0	1	16:07.3	7	+1:20.2	16:07.3	7	+1:20.2		
	3-2	CLEMENTS, Lucas	BC-SS	1	2	3	15:04.5	17	+1:50.0	31:11.8	12	+2:46.7		
	3-1	CADELL, Iona	BC-CI	0	0	0	16:10.6	7	+37:06.1	47:22.4	8	+4:09.6		
	3-2	CLEMENTS, Lucas	BC-SS	0	1	1	19:05.0	15	+1:58.1	1:06:27.4	12	+5:39.4		
<b>11</b>	<b>11</b>	<b>BC - Sr G/B 06</b>		<b>1</b>	<b>3</b>	<b>4</b>				<b>1:06:36.1</b>				<b>30</b>
	11-1	MUNROE, Sierra	BC-SL	0	0	0	16:35.5	11	+1:48.4	16:35.5	11	+1:48.4		
	11-2	HANSEN, Taje	BC-SS	0	2	2	14:26.2	9	+1:11.7	31:01.7	9	+2:36.6		
	11-1	MUNROE, Sierra	BC-SL	1	1	2	17:15.1	18	+38:10.6	48:16.8	12	+5:04.0		
	11-2	HANSEN, Taje	BC-SS	0	0	0	18:19.3	9	+1:12.4	1:06:36.1	13	+5:48.1		
<b>12</b>	<b>1</b>	<b>ON - Sr G/B 01</b>		<b>3</b>	<b>7</b>	<b>10</b>				<b>1:06:53.6</b>				<b>29</b>
	1-1	NIEDRE, Ella	ON-CI	2	4	6	17:01.3	16	+2:14.2	17:01.3	16	+2:14.2		
	1-2	PIERCEY, Eric	ON-CI	1	1	2	14:44.9	13	+1:30.4	31:46.2	18	+3:21.1		
	1-1	NIEDRE, Ella	ON-CI	0	2	2	17:07.6	16	+38:03.1	48:53.8	16	+5:41.0		
	1-2	PIERCEY, Eric	ON-CI	0	0	0	17:59.8	5	+52.9	1:06:53.6	14	+6:05.6		
<b>- 27</b>		<b>AB - Sr G/B 10</b>		<b>7</b>	<b>6</b>	<b>13</b>				<b>1:07:14.3</b>				<b>29</b>
		<b>&lt;Unofficial&gt;</b>												
	27-1	JONES, Benjamin	AB-FM	1	0	1	14:50.7	2	+3.6	14:50.7	2	+3.6		
	27-2	SIEMENS, Max	AB-FM	1	3	4	15:55.7	25	+2:41.2	30:46.4	6	+2:21.3		
	27-1	JONES, Benjamin	AB-FM	1	0	1	15:06.9	3	+36:02.4	45:53.3	2	+2:40.5		
	27-2		AB-FM	4	3	7	21:21.0	28	+4:14.1	1:07:14.3	15	+6:26.3		


























# Final Results - 19 March 2023

## Canadian & North American Biathlon Championships 2023

### Sr Girls/Sr Boys - f6/m7.5 km Single Mixed Relay

Valcartier, Québec

Time of Last Finish: 14:53 hrs

Rank	Bib	Name	Team	Shooting			Leg Time	Leg Rank	Leg Behind	Team Final	Team Rank	Team Behind	Notes	Pts
				P	S	I								
SIEMENS, Max 														
<b>13</b>	<b>19</b>	 <b>BC - Sr G/B 02</b>		<b>1</b>	<b>7</b>	<b>8</b>				<b>1:07:49.2</b>				<b>28</b>
	19-1	CADELL, Isla	BC-CI 	0	0	0	15:18.8	5	+31.7	15:18.8	5	+31.7		
	19-2	LEDINGHAM, Kenny	BC-VII 	1	2	3	15:29.3	22	+2:14.8	30:48.1	7	+2:23.0		
	19-1	CADELL, Isla	BC-CI 	0	3	3	16:08.2	6	+37:03.7	46:56.3	7	+3:43.5		
	19-2	LEDINGHAM, Kenny	BC-VII 	0	2	2	18:52.9	11	+1:46.0	1:05:49.2	6	+5:01.2	Penalties: 2:00 11.3.3.a – penalty loop not done – 2 min	
<b>14</b>	<b>26</b>	 <b>AB - Sr G/B 05</b>		<b>3</b>	<b>7</b>	<b>10</b>				<b>1:08:12.7</b>				<b>27</b>
	26-1	GLASSFORD, Moira	AB-FI 	0	0	0	16:33.7	10	+1:46.6	16:33.7	10	+1:46.6		
	26-2	MATSON, Simon	AB-FI 	2	0	2	14:50.2	15	+1:35.7	31:23.9	15	+2:58.8		
	26-1	GLASSFORD, Moira	AB-FI 	0	4	4	17:20.3	19	+38:15.8	48:44.2	15	+5:31.4		
	26-2	MATSON, Simon	AB-FI 	1	3	4	19:28.5	19	+2:21.6	1:08:12.7	16	+7:24.7		
<b>15</b>	<b>12</b>	 <b>AB - Sr G/B 07</b>		<b>6</b>	<b>7</b>	<b>13</b>				<b>1:08:38.8</b>				<b>26</b>
	12-1	QUINTILIO, Isabella	AB-FI 	3	0	3	17:50.1	21	+3:03.0	17:50.1	21	+3:03.0		
	12-2	CHLEPKO, Matus	AB-FI 	0	3	3	13:41.3	2	+26.8	31:31.4	16	+3:06.3		
	12-1	QUINTILIO, Isabella	AB-FI 	3	2	5	18:52.8	27	+39:48.3	50:24.2	21	+7:11.4		
	12-2	CHLEPKO, Matus	AB-FI 	0	2	2	18:14.6	8	+1:07.7	1:08:38.8	17	+7:50.8		
<b>16</b>	<b>7</b>	 <b>ON - Sr G/B 04</b>		<b>3</b>	<b>6</b>	<b>9</b>				<b>1:09:55.7</b>				<b>25</b>
	7-1	KUKULKA, Nicole	ON-TB 	0	1	1	17:16.2	18	+2:29.1	17:16.2	18	+2:29.1		
	7-2	HARMAN, Simon	HT 	0	0	0	13:59.3	7	+44.8	31:15.5	13	+2:50.4		
	7-1	KUKULKA, Nicole	ON-TB 	2	4	6	18:35.2	24	+39:30.7	49:50.7	19	+6:37.9		
	7-2	HARMAN, Simon	HT 	1	1	2	20:05.0	21	+2:58.1	1:09:55.7	18	+9:07.7		





# Final Results - 19 March 2023

## Canadian & North American Biathlon Championships 2023

### Sr Girls/Sr Boys - f6/m7.5 km Single Mixed Relay

Valcartier, Québec

Time of Last Finish: 14:53 hrs

Rank	Bib	Name	Team	Shooting			Leg Time	Leg Rank	Leg Behind	Team Final	Team Rank	Team Behind	Notes	Pts
				P	S	I								
-	28	<b>Yk - Sr G/B</b> <b>&lt;Unofficial&gt;</b>		<b>5</b>	<b>6</b>	<b>11</b>				<b>1:10:06.4</b>				<b>25</b>
	28-1	LONDON, Matthew	YK	2	0	2	16:49.3	15	+2:02.2	16:49.3	15	+2:02.2		
	28-2	ROBINS, Keelan	YK	0	3	3	16:04.3	26	+2:49.8	32:53.6	21	+4:28.5		
	28-1	LONDON, Matthew	YK	3	0	3	16:17.9	10	+37:13.4	49:11.5	17	+5:58.7		
	28-2	ROBINS, Keelan	YK	0	3	3	20:54.9	25	+3:48.0	1:10:06.4	19	+9:18.4		
<b>17</b>	<b>15</b>	<b>BC - Sr G/B 07</b>		<b>9</b>	<b>4</b>	<b>13</b>				<b>1:10:21.2</b>				<b>24</b>
	15-1	BERTRAND, Sophie	BC-TI	1	0	1	16:48.3	14	+2:01.2	16:48.3	14	+2:01.2		
	15-2	AITKEN, Braden	BC-SS	2	1	3	15:12.9	19	+1:58.4	32:01.2	19	+3:36.1		
	15-1	BERTRAND, Sophie	BC-TI	3	0	3	18:06.8	21	+39:02.3	50:08.0	20	+6:55.2		
	15-2	AITKEN, Braden	BC-SS	3	3	6	20:13.2	22	+3:06.3	1:10:21.2	20	+9:33.2		
<b>18</b>	<b>14</b>	<b>SK - Sr G/B</b>		<b>1</b>	<b>6</b>	<b>7</b>				<b>1:10:28.3</b>				<b>23</b>
	14-1	MCDONALD, Amelia	SK-Q	0	0	0	15:44.4	6	+57.3	15:44.4	6	+57.3		
	14-2	LUDWIG, Aiden	SK-Q	1	3	4	16:52.4	28	+3:37.9	32:36.8	20	+4:11.7		
	14-1	MCDONALD, Amelia	SK-Q	0	1	1	16:46.8	13	+37:42.3	49:23.6	18	+6:10.8		
	14-2	LUDWIG, Aiden	SK-Q	0	2	2	21:04.7	27	+3:57.8	1:10:28.3	21	+9:40.3		
<b>19</b>	<b>5</b>	<b>BC - Sr G/B 05</b>		<b>4</b>	<b>7</b>	<b>11</b>				<b>1:10:50.4</b>				<b>22</b>
	5-1	HARRIS IRVINE, Brydon	BC-SS	0	2	2	18:57.7	25	+4:10.6	18:57.7	25	+4:10.6		
	5-2	HAWES, Ewan	BC-CI	3	2	5	15:19.6	21	+2:05.1	34:17.3	24	+5:52.2		
	5-1	HARRIS IRVINE, Brydon	BC-SS	0	1	1	17:38.4	20	+38:33.9	51:55.7	22	+8:42.9		
	5-2	HAWES, Ewan	BC-CI	1	2	3	18:54.7	12	+1:47.8	1:10:50.4	22	+10:02.4		
<b>20</b>	<b>16</b>	<b>ON - Sr G/B 03</b>		<b>1</b>	<b>2</b>	<b>3</b>				<b>1:11:38.0</b>				<b>21</b>
	16-1	SCHAUB, Maya	HT	0	2	2	18:56.0	24	+4:08.9	18:56.0	24	+4:08.9		





# Final Results - 19 March 2023

## Canadian & North American Biathlon Championships 2023

### Sr Girls/Sr Boys - f6/m7.5 km Single Mixed Relay

Valcartier, Québec

Time of Last Finish: 14:53 hrs

Rank	Bib	Name	Team	Shooting			Leg	Leg	Leg	Team	Team	Team	Notes	Pts
				P	S	I	Time	Rank	Behind	Final	Rank	Behind		
16-2		GENDRON, Antoine	ON-CI	0	0	0	14:37.1	12	+1:22.6	33:33.1	22	+5:08.0		
16-1		SCHAUB, Maya	HT	1	0	1	18:50.2	26	+39:45.7	52:23.3	24	+9:10.5		
16-2		GENDRON, Antoine	ON-CI	0	0	0	19:14.7	18	+2:07.8	1:11:38.0	23	+10:50.0		
<b>21</b>	<b>8</b>	<b>MB - Sr G/B 01</b>		<b>7</b>	<b>7</b>	<b>14</b>				<b>1:12:09.2</b>				<b>20</b>
8-1		UHMANN, Amelia	MB-RF	2	1	3	18:54.4	23	+4:07.3	18:54.4	23	+4:07.3		
8-2		SMITH, Jackson	MB-RF	3	3	6	15:39.4	24	+2:24.9	34:33.8	25	+6:08.7		
8-1		UHMANN, Amelia	MB-RF	1	2	3	18:27.5	22	+39:23.0	53:01.3	25	+9:48.5		
8-2		SMITH, Jackson	MB-RF	1	1	2	19:07.9	16	+2:01.0	1:12:09.2	24	+11:21.2		
<b>22</b>	<b>10</b>	<b>AB - Sr G/B 09</b>		<b>2</b>	<b>10</b>	<b>12</b>				<b>1:12:45.1</b>				<b>19</b>
10-1		MINCHER, Charlotte	AB -	0	5	5	19:02.5	26	+4:15.4	19:02.5	26	+4:15.4		
10-2		LEMEE, Tobias	AB-FM	0	1	1	14:32.1	11	+1:17.6	33:34.6	23	+5:09.5		
10-1		MINCHER, Charlotte	AB -	0	1	1	18:42.9	25	+39:38.4	52:17.5	23	+9:04.7		
10-2		LEMEE, Tobias	AB-FM	2	3	5	20:27.6	23	+3:20.7	1:12:45.1	25	+11:57.1		
<b>23</b>	<b>9</b>	<b>QC - Sr G/B 01</b>		<b>5</b>	<b>2</b>	<b>7</b>				<b>1:14:32.1</b>				<b>18</b>
9-1		MORCET, Elisabeth	QC - C	0	1	1	20:04.6	28	+5:17.5	20:04.6	28	+5:17.5		
9-2		DES ALLIERS, Valère	QC -	2	1	3	15:08.2	18	+1:53.7	35:12.8	26	+6:47.7		
9-1		MORCET, Elisabeth	QC - C	1	0	1	20:18.5	29	+41:14.0	55:31.3	28	+12:18.5		
9-2		DES ALLIERS, Valère	QC -	2	0	2	19:00.8	14	+1:53.9	1:14:32.1	26	+13:44.1		
<b>24</b>	<b>17</b>	<b>AB - Sr G/B 08</b>		<b>10</b>	<b>8</b>	<b>18</b>				<b>1:15:22.7</b>				<b>17</b>
17-1		MAHONEY, Grace	AB-FM	2	5	7	21:15.7	29	+6:28.6	21:15.7	29	+6:28.6		
17-2		BURKE, Gavin	AB-FM	4	1	5	15:30.6	23	+2:16.1	36:46.3	28	+8:21.2		
17-1		MAHONEY, Grace	AB-FM	1	0	1	18:55.9	28	+39:51.4	55:42.2	29	+12:29.4		
17-2		BURKE, Gavin	AB-FM	3	2	5	19:40.5	20	+2:33.6	1:15:22.7	27	+14:34.7		
<b>25</b>	<b>25</b>	<b>BC - Sr G/B 08</b>		<b>3</b>	<b>4</b>	<b>7</b>				<b>1:15:43.9</b>				<b>16</b>





# Final Results - 19 March 2023

## Canadian & North American Biathlon Championships 2023

### Sr Girls/Sr Boys - f6/m7.5 km Single Mixed Relay

Valcartier, Québec

Time of Last Finish: 14:53 hrs

Rank	Bib	Name	Team	Shooting			Leg Time	Leg Rank	Leg Behind	Team Final	Team Rank	Team Behind	Notes	Pts
				P	S	I								
25-1	HAMP, Julia	BC-OS		0	3	3	19:18.6	27	+4:31.5	19:18.6	27	+4:31.5		
25-2	BOT, Rory	BC-SL		2	0	2	56:24.4	30	+43:09.9	1:15:43.0	30	+47:17.9		
25-1	HAMP, Julia	BC-OS		0	0	0	-0:20:55.	1	0.0	54:47.5	27	+11:34.7		
25-2	BOT, Rory	BC-SL		1	1	2	20:56.4	26	+3:49.5	1:15:43.9	28	+14:55.9		

**- 29** **QC - Sr G/B 02** **8 8 16** **1:20:32.1** **16**  
**<Unofficial>**

29-1	THIVIERGE, Alex	QC - C		2	3	5	18:22.1	22	+3:35.0	18:22.1	22	+3:35.0		
29-2	MARTIN, William	QC - C		2	1	3	17:40.3	29	+4:25.8	36:02.4	27	+7:37.3		
29-1	THIVIERGE, Alex	QC - C		2	1	3	18:34.8	23	+39:30.3	54:37.2	26	+11:24.4		
29-2	MARTIN, William	QC - C		2	3	5	23:54.9	30	+6:48.0	1:18:32.1	29	+17:44.1	Penalties: 2:00 11.3.3.a – penalty loop not done – 2 min	

**26 24** **ON - Sr G/B 05** **6 6 12** **1:22:14.1** **15**

24-1	GUYON, Anikka	HT		2	4	6	22:06.9	30	+7:19.8	22:06.9	30	+7:19.8		
24-2	VARIEUR, Phoenix	ON-EL		2	0	2	16:17.5	27	+3:03.0	38:24.4	29	+9:59.3		
24-1	GUYON, Anikka	HT		0	2	2	21:47.1	30	+42:42.6	1:00:11.5	30	+16:58.7		
24-2	VARIEUR, Phoenix	ON-EL		2	0	2	22:02.6	29	+4:55.7	1:22:14.1	30	+21:26.1		





# Final Results - 19 March 2023

## Canadian & North American Biathlon Championships 2023

### Masters 35 - f6/m7.5 km Single Mixed Relay

Valcartier, Québec

Time of Last Finish: 16:03 hrs

Rank	Bib	Name	Team	Shooting			Leg Time	Leg Rank	Leg Behind	Team Final	Team Rank	Team Behind	Notes	Pts
				P	S	I								
-	4	<b>Mixed M35 W/M</b>		4	6	10				<b>1:06:39.0</b>				
		<b>&lt;Unofficial&gt;</b>												
	4-3	LEMEE, Eric	AB-FM	1	2	3	16:27.3	1	0.0	16:27.3	1	0.0		
	4-4	O'BRIEN, Chase	YK	2	3	5	15:48.3	1	0.0	32:15.6	1	0.0		
	4-3	LEMEE, Eric	AB-FM	0	1	1	15:42.3	2	+35:07.0	47:57.9	2	+19.5		
	4-4	O'BRIEN, Chase	YK	1	0	1	18:41.1	1	0.0	1:06:39.0	1	0.0		
1	1	<b>USA - M35 W/M</b>		1	5	6				<b>1:07:03.1</b>				<b>90</b>
		<b>01</b>												
	1-3	DILLON, Christine	USA	1	2	3	16:42.9	2	+15.6	16:42.9	2	+15.6		
	1-4	BETOURNAY, Scott	US-EA	0	3	3	50:20.2	4	+34:31.9	1:07:03.1	4	+34:47.5		
	1-3	DILLON, Christine	USA	0	0	0	-0:19:24.	1	0.0	47:38.4	1	0.0		
	1-4	BETOURNAY, Scott	US-EA	0	0	0	19:24.7	2	+43.6	1:07:03.1	2	+24.1		
2	3	<b>BC - M35 W/M</b>		1	9	10				<b>1:14:09.6</b>				<b>75</b>
		<b>01</b>												
	3-3	BOWES-LYON, Lea-Marie	BC-BV	1	3	4	17:52.7	3	+1:25.4	17:52.7	3	+1:25.4		
	3-4	FIRTH, Alan	BC-SS	0	3	3	18:10.8	2	+2:22.5	36:03.5	2	+3:47.9		
	3-3	BOWES-LYON, Lea-Marie	BC-BV	0	2	2	16:28.4	3	+35:53.1	52:31.9	3	+4:53.5		
	3-4	FIRTH, Alan	BC-SS	0	1	1	21:37.7	4	+2:56.6	1:14:09.6	3	+7:30.6		
3	2	<b>ON - M35 W/M</b>		3	7	10				<b>1:17:52.0</b>				<b>60</b>
		<b>01</b>												
	2-3	MOSTAÇO-GUIDOLINI, Leila	ON-CI	2	2	4	19:09.7	4	+2:42.4	19:09.7	4	+2:42.4		
	2-4	DEBRAY, Nicolas	HT	1	4	5	19:31.1	3	+3:42.8	38:40.8	3	+6:25.2		
	2-3	MOSTAÇO-GUIDOLINI, Leila	ON-CI	0	0	0	18:25.5	4	+37:50.2	57:06.3	4	+9:27.9		
	2-4	DEBRAY, Nicolas	HT	0	1	1	20:45.7	3	+2:04.6	1:17:52.0	4	+11:13.0		





# Final Results - 19 March 2023

## Canadian & North American Biathlon Championships 2023

### Masters 50 - f6/m7.5 km Single Mixed Relay

Valcartier, Québec

Time of Last Finish: 16:18 hrs

Rank	Bib	Name	Team	Shooting			Leg Time	Leg Rank	Leg Behind	Team Final	Team Rank	Team Behind	Notes	Pts
				P	S	I								
-	30	USA - M50 W/M		4	6	10				<b>1:07:16.0</b>				
		<b>1 &lt;Unofficial&gt;</b>												
	30-3	KAHN, Daniel	USA	4	4	8	18:30.7	10	+2:21.3	18:30.7	10	+2:21.3		
	30-4	HALLIGAN, Sean	USA	0	1	1	14:41.0	1	0.0	33:11.7	1	0.0		
	30-3	KAHN, Daniel	USA	0	1	1	15:56.7	2	+4.7	49:08.4	1	0.0		
	30-4	HALLIGAN, Sean	USA	0	0	0	18:07.6	1	0.0	1:07:16.0	1	0.0		
1	6	AB - M50 W/M		02	12	6	18			<b>1:11:16.1</b>				<b>90</b>
	6-3	HALL, Deb	AB-FI	2	4	6	18:13.3	8	+2:03.9	18:13.3	8	+2:03.9		
	6-4	DESAULNIERS, Jeannot	AN-HN	4	0	4	15:48.8	2	+1:07.8	34:02.1	3	+50.4		
	6-3	HALL, Deb	AB-FI	4	1	5	18:03.8	9	+2:11.8	52:05.9	8	+2:57.5		
	6-4	DESAULNIERS, Jeannot	AN-HN	2	1	3	19:10.2	2	+1:02.6	1:11:16.1	2	+4:00.1		
-	10	USA - M50 W/M		3	8	11				<b>1:12:16.6</b>				<b>90</b>
		<b>2 &lt;Unofficial&gt;</b>												
	10-3	WITMER, John	US-EA	0	0	0	17:13.1	5	+1:03.7	17:13.1	5	+1:03.7		
	10-4	DVORAK, Pavel	USA	2	3	5	17:08.5	7	+2:27.5	34:21.6	6	+1:09.9		
	10-3	WITMER, John	US-EA	0	0	0	16:33.5	4	+41.5	50:55.1	4	+1:46.7		
	10-4	DVORAK, Pavel	USA	1	5	6	21:21.5	6	+3:13.9	1:12:16.6	3	+5:00.6		
-	11	USA - M50 W/M		1	6	7				<b>1:12:50.2</b>				<b>90</b>
		<b>3 &lt;Unofficial&gt;</b>												
	11-3	THEOPHANIDES, Michael	QC-CI	0	3	3	16:58.6	3	+49.2	16:58.6	3	+49.2		
	11-4	DOOLEY, Brian	USA	0	0	0	16:44.4	4	+2:03.4	33:43.0	2	+31.3		
	11-3	THEOPHANIDES, Michael	QC-CI	1	3	4	18:09.6	10	+2:17.6	51:52.6	7	+2:44.2		
	11-4	DOOLEY, Brian	USA	0	0	0	20:57.6	3	+2:50.0	1:12:50.2	4	+5:34.2		





# Final Results - 19 March 2023

## Canadian & North American Biathlon Championships 2023

### Masters 50 - f6/m7.5 km Single Mixed Relay

Valcartier, Québec

Time of Last Finish: 16:18 hrs

Rank	Bib	Name	Team	Shooting			Leg Time	Leg Rank	Leg Behind	Team Final	Team Rank	Team Behind	Notes	Pts
				P	S	I								
-	15	MB - M50 W/M		6	4	10				1:12:55.5				90
<b>&lt;Unofficial&gt;</b>														
	15-3	FRITH, Kenton	MB-RF	2	0	2	17:10.0	4	+1:00.6	17:10.0	4	+1:00.6		
	15-4	FRITH, Rowan	MB-RF	2	2	4	17:30.2	8	+2:49.2	34:40.2	7	+1:28.5		
	15-3	FRITH, Kenton	MB-RF	1	0	1	17:00.9	5	+1:08.9	51:41.1	6	+2:32.7		
	15-4	FRITH, Rowan	MB-RF	1	2	3	21:14.4	5	+3:06.8	1:12:55.5	5	+5:39.5		
2	8	BC - M50 W/M 01		6	6	12				1:12:58.5				75
	8-3	LANCASTER, Callie	BC-OS	3	2	5	18:24.9	9	+2:15.5	18:24.9	9	+2:15.5		
	8-4	FENNING, Stephen	BC-TN	0	0	0	15:49.2	3	+1:08.2	34:14.1	5	+1:02.4		
	8-3	LANCASTER, Callie	BC-OS	3	0	3	17:12.9	6	+1:20.9	51:27.0	5	+2:18.6		
	8-4	FENNING, Stephen	BC-TN	0	4	4	21:31.5	7	+3:23.9	1:12:58.5	6	+5:42.5		
3	7	AB - M50 W/M 01		3	13	16				1:13:34.6				60
	7-3	HUTCHISON, Jacqueline	AB-FM	0	4	4	17:46.8	6	+1:37.4	17:46.8	6	+1:37.4		
	7-4	BAINE, Trevor	AB-FM	0	4	4	16:55.0	5	+2:14.0	34:41.8	8	+1:30.1		
	7-3	HUTCHISON, Jacqueline	AB-FM	1	4	5	17:51.7	8	+1:59.7	52:33.5	9	+3:25.1		
	7-4	BAINE, Trevor	AB-FM	2	1	3	21:01.1	4	+2:53.5	1:13:34.6	7	+6:18.6		
-	13	QC - M50 W/M 01		5	2	7				1:13:50.4				60
<b>&lt;Unofficial&gt;</b>														
	13-3	CAZA, Greg	QC-CI	2	0	2	16:22.1	2	+12.7	16:22.1	2	+12.7		
	13-4	BROCHU, Marc	QC - C	0	0	0	17:44.3	9	+3:03.3	34:06.4	4	+54.7		
	13-3	CAZA, Greg	QC-CI	2	0	2	15:52.0	1	0.0	49:58.4	2	+50.0		
	13-4	BROCHU, Marc	QC - C	1	2	3	23:52.0	10	+5:44.4	1:13:50.4	8	+6:34.4		







# Final Results - 19 March 2023

## Canadian & North American Biathlon Championships 2023

### Masters 50 - f6/m7.5 km Single Mixed Relay

Valcartier, Québec

Time of Last Finish: 16:18 hrs

Rank	Bib	Name	Team	Shooting			Leg Time	Leg Rank	Leg Behind	Team Final	Team Rank	Team Behind	Notes	Pts
				P	S	I								
- 12		<b>ON - M50 W/M 01</b>		<b>3</b>	<b>5</b>	<b>8</b>				<b>1:13:50.9</b>				<b>60</b>
<b>&lt;Unofficial&gt;</b>														
12-3		MCAVOY, James	ON-CI	0	1	1	16:09.4	1	0.0	16:09.4	1	0.0		
12-4		NG, Matthew	ON-CI	0	4	4	18:34.2	10	+3:53.2	34:43.6	9	+1:31.9		
12-3		MCAVOY, James	ON-CI	0	0	0	16:08.4	3	+16.4	50:52.0	3	+1:43.6		
12-4		NG, Matthew	ON-CI	3	0	3	22:58.9	9	+4:51.3	1:13:50.9	9	+6:34.9		
- 14		<b>Mixed - M50 W/M</b>		<b>2</b>	<b>8</b>	<b>10</b>				<b>1:14:22.4</b>				<b>60</b>
<b>&lt;Unofficial&gt;</b>														
14-3		HAMP, Randy	BC-OS	0	3	3	18:07.7	7	+1:58.3	18:07.7	7	+1:58.3		
14-4		MCNERN, John	BC-TN	0	1	1	17:03.8	6	+2:22.8	35:11.5	10	+1:59.8		
14-3		HAMP, Randy	BC-OS	2	1	3	17:23.8	7	+1:31.8	52:35.3	10	+3:26.9		
14-4		MCNERN, John	BC-TN	0	3	3	21:47.1	8	+3:39.5	1:14:22.4	10	+7:06.4		
<b>4</b>	<b>5</b>		<b>ON - M50 W/M 01</b>	<b>7</b>	<b>13</b>	<b>20</b>				<b>1:32:32.0</b>				<b>50</b>
5-3		LAPIERRE, Lina	ON-CI	1	2	3	22:57.9	11	+6:48.5	22:57.9	11	+6:48.5		
5-4		RACETTE, Mathieu	ON-CI	2	4	6	20:55.1	11	+6:14.1	43:53.0	11	+10:41.3		
5-3		LAPIERRE, Lina	ON-CI	4	3	7	23:44.1	11	+7:52.1	1:07:37.1	11	+18:28.7		
5-4		RACETTE, Mathieu	ON-CI	0	4	4	24:54.9	11	+6:47.3	1:32:32.0	11	+25:16.0		

