















Elite Men 10k Sprint

1.	Maxime GERMAIN	2001	USA	1+0	24:55.6
23	<i>National Guard Biathlon</i>				~
2.	Paul SCHOMMER	1992	USA	1+1	25:03.6
27	<i>Ariens Nordic Center/Team Birkie</i>				+8.0
3.	Campbell WRIGHT	2002	USA	0+3	25:04.1
30	<i>Boa cuff (good price)</i>				+8.5
4.	Sean DOHERTY	1995	USA	2+0	25:16.6
29	<i>US Army WCAP</i>				+21.0
5.	Vaclav CERVENKA	1999	USA	1+1	25:35.6
26	<i>US Army WCAP</i>				+40.0
6.	Jake BROWN	1992	USA	1+1	25:37.4
33	<i>Craftsbury Green Racing Project</i>				+41.8
7.	Luke BROWN	1995	USA	0+0	25:51.2
4	<i>Craftsbury Green Racing Project</i>				+55.6
8.	Adam RUNNALLS	1998	CAN	0+1	25:55.6
19	<i>biathlon canada</i>				+1:00.0
9.	Otto INVENIUS	2000	FIN	0+3	26:12.9
7	<i>Unaffiliated</i>				+1:17.3
10.	Vincent BONACCI	2000	USA	3+2	26:22.2
53	<i>Crosscut Mountain Sports Center</i>				+1:26.6
11.	Björn WESTERVELT	2001	USA	1+1	27:11.7
15	<i>Craftsbury Green Racing Project</i>				+2:16.1
12.	Logan PLETZ	2000	CAN	1+3	27:29.3
39	<i>biathlon canada</i>				+2:33.7
13.	Eli NIELSEN	1999	USA	1+1	27:38.9
52	<i>National Guard Biathlon</i>				+2:43.3
14.	Travis COOPER	1996	USA	1+0	27:44.8
14	<i>National guard biathlon</i>				+2:49.2
15.	Vladislav KAPUSTIN	2000	USA	0+0	27:45.1
5	<i>National Guard Biathlon</i>				+2:49.5
16.	Haldan BORGLUM	1999	CAN	1+1	28:10.6
51	<i>Biathlon Alberta Training Centre</i>				+3:15.0
17.	Cale WOODS	2023	USA	0+1	28:15.0
41	<i>Crosscut Mountain Sports Center</i>				+3:19.4
18.	Achilles THEISEN	1996	USA	1+4	28:41.8
12	<i>Team Soldier Hollow</i>				+3:46.2
19.	Tim CUNNINGHAM	1998	USA	3+2	28:41.9
46	<i>Craftsbury Green Racing Project</i>				+3:46.3
20.	Luke HULSHOF	2006	CAN	0+2	28:44.0
37	<i>Biathlon Alberta Training Centre</i>				+3:48.4



21.	Liam TINWORTH	2004	CAN	1+0	28:44.8
40	<i>Biathlon Alberta Training Centre</i>				+3:49.2
22.	van LEDGER	2002	USA	3+3	28:46.7
45	<i>Crosscut Mountain Sports Center</i>				+3:51.1
23.	Jasper FLEMING	2005	CAN	1+2	28:53.7
43	<i>Whistler Nordic Development Centre</i>				+3:58.1
24.	Daniel GILFILLAN	2004	CAN	0+1	29:00.5
10	<i>Whistler Nordic Development Centre</i>				+4:04.9
25.	Wes CAMPBELL	2004	USA	0+2	29:13.5
28	<i>Michigan Tech University</i>				+4:17.9
26.	Tristan THRASHER	2008	USA	2+2	29:15.7
21	<i>Altius</i>				+4:20.1
27.	Nate LIVINGOOD	2004	USA	2+1	29:18.3
22	<i>Crosscut Mountain Sports Center</i>				+4:22.7
28.	Thor SHEPPARD	2004	USA	0+4	29:28.0
31	<i>Altius/BATC</i>				+4:32.4
29.	Theo FRADETTE	2004	CAN	1+1	29:37.1
47	<i>Biathlon Alberta Training Centre</i>				+4:41.5
30.	Theo CASTONGUAY	2004	USA	4+1	29:44.8
20	<i>Team Soldier Hollow</i>				+4:49.2
31.	Aidan SANDS	2008	USA	1+0	29:53.8
34	<i>altius</i>				+4:58.2
32.	Malcolm MCCULLOCH	2006	CAN	1+2	29:58.3
18	<i>Biathlon Alberta Training Centre</i>				+5:02.7
33.	François GAUTHIER	2004	CAN	1+2	30:02.3
17	<i>Biathlon Alberta Training Centre</i>				+5:06.7
34.	Eric ANDERSON	2006	USA	3+1	30:16.7
16	<i>Bluff Country Biathlon</i>				+5:21.1
35.	Matej CERVENKA	2004	USA	1+2	30:28.7
48	<i>National Guard Biathlon</i>				+5:33.1
36.	Tim COBB	2001	USA	1+2	30:31.3
13	<i>Crosscut Mountain Sports Center</i>				+5:35.7
37.	Will BRINDLE	2006	CAN	0+2	30:33.9
9	<i>Biathlon Alberta Training Centre</i>				+5:38.3
38.	Graham BENSO	2006	CAN	0+2	30:58.9
32	<i>Whistler Nordic Development Centre</i>				+6:03.3
39.	Ryan ELDEN	1999	CAN	3+2	31:04.5
25	<i>Whistler Nordic Development Centre</i>				+6:08.9
40.	Thomas VAN DE KAMP	2007	USA	3+0	31:10.9
11	<i>Team Soldier Hollow</i>				+6:15.3
41.	Grayson MELOCIK	2007	USA	1+1	31:19.2
1	<i>Anchorage Biathlon Club</i>				+6:23.6



42.	Callum CROSS	2004	CAN	1+2	32:13.2
35	<i>Biathlon Alberta Training Centre</i>				+7:17.6
43.	Taylor CARLSON	2006	USA	2+3	32:22.3
24	<i>Sun Valley Ski Education Foundation</i>				+7:26.7
44.	Alexander HATLOE	2004	CAN	4+0	32:33.2
42	<i>Whistler Nordic Development Centre</i>				+7:37.6
45.	Jaydon CROUCH	2008	USA	2+3	32:45.6
36	<i>Team Soldier Hollow</i>				+7:50.0
46.	Ben SITES	2003	USA	4+3	34:10.9
6	<i>Crosscut Mountain Sports Center</i>				+9:15.3
47.	Diego SCHILLACI	2002	USA	4+1	34:10.9
8	<i>Paul Smith's College</i>				+9:15.3
48.	Ian BURGESS	2006	USA	1+4	34:25.7
2	<i>Crosscut Mountain Sports Center</i>				+9:30.1
49.	Sean BENSON	2003	CAN	2+0	34:41.4
38	<i>Whistler Nordic Development Centre</i>				+9:45.8
50.	Trevor SCHICK	2003	CAN	2+2	35:13.6
49	<i>Whistler Nordic Development Centre</i>				+10:18.0
51.	Eric PIERCEY	2006	CAN	4+4	37:44.1
3	<i>Whistler Nordic Development Centre</i>			+2:00 Crossfire	+12:48.5
DNF	Gregg PATTISON	1962	USA	1	
44	<i>Ariens Nordic Center</i>				
DNF	Nikolas BURKHART	2001	USA	3+5	
50	<i>Crosscut Mountain Sports Center</i>				



Elite Women 7.5k Sprint

1.	Emma LUNDER	1991	CAN	0+0	23:21.3
139	<i>biathlon canada</i>				~
2.	Deedra IRWIN	1992	USA	1+0	23:30.8
120	<i>US Army WCAP</i>				+9.5
3.	Kelsey DICKINSON	1993	USA	0+0	23:54.9
122	<i>Craftsbury Green Racing Project</i>				+33.6
4.	Benita PEIFFER	2000	CAN	0+1	24:19.9
131	<i>biathlon canada</i>				+58.6
5.	Nadia MOSER	1997	CAN	1+0	24:29.8
114	<i>biathlon canada</i>				+1:08.5
6.	Margie FREED	1997	USA	0+2	24:41.9
115	<i>Craftsbury Green Racing Project</i>				+1:20.6
7.	Lucinda ANDERSON	2000	USA	2+2	25:21.5
138	<i>Team Birkie</i>				+2:00.2
8.	Grace CASTONGUAY	2001	USA	1+0	25:31.6
112	<i>Craftsbury Green Racing Project</i>				+2:10.3
9.	Emily DICKSON	1997	CAN	0+2	25:52.3
102	<i>Biathlon Alberta Training Centre</i>				+2:31.0
10.	Moira GREEN	2004	CAN	0+1	25:56.4
109	<i>Biathlon Alberta Training Centre</i>				+2:35.1
11.	Tara GERAGHTY-MOATS	1993	USA	2+1	26:01.9
143	<i>National Guard Biathlon</i>				+2:40.6
12.	Michaela KELLER-MILLER	1997	USA	2+2	26:21.8
108	<i>Craftsbury Green Racing Project</i>				+3:00.5
13.	Jacquelyn GARSO	1999	USA	1+0	26:31.7
130	<i>Craftsbury Green Racing Project</i>				+3:10.4
14.	Pascale PARADIS	2002	CAN	1+1	26:57.3
142	<i>biathlon canada</i>				+3:36.0
15.	Flora CSONKA	2007	CAN	0+1	27:00.5
106	<i>Biathlon Alberta Training Centre</i>				+3:39.2
16.	Lina FARRA	2001	USA	1+0	27:08.6
101	<i>Unaffiliated</i>				+3:47.3
17.	Anna SELLERS	1999	USA	2+0	27:36.7
123	<i>Team Soldier Hollow</i>				+4:15.4
18.	Amanda KAUTZER	1998	USA	1+1	27:39.6
124	<i>Crosscut Mountain Sports Center</i>				+4:18.3
19.	Sarah BEAULIEU	1999	USA	1+2	27:50.3
116	<i>Auburn Ski Club</i>				+4:29.0
20.	Cheresa BOULEY	2000	USA	3+2	27:52.9
129	<i>Minnesota Biathlon</i>				+4:31.6



21.	Vilde BOERSETH	2001	CAN	2+0	28:04.9
136	<i>Biathlon Alberta Training Centre</i>				+4:43.6
22.	Emma STERTZ	2000	USA	1+0	28:10.5
125	<i>Team Birkie</i>				+4:49.2
23.	Chloe LEVINS	1998	USA	2+3	28:14.7
128	<i>Unaffiliated</i>				+4:53.4
24.	Zoe NOBLE	2000	USA	2+0	28:25.8
118	<i>National Guard Biathlon</i>				+5:04.5
25.	Lexie MADIGAN	2002	USA	1+3	28:27.3
113	<i>Team 1.5</i>				+5:06.0
26.	Emilia IRVANKOSKI	2002	FIN	2+2	28:31.6
119	<i>Unaffiliated</i>				+5:10.3
27.	Kaisa BOSEK	2002	USA	0+0	29:18.8
117	<i>Paul Smith's College</i>				+5:57.5
28.	Lisa CART-LAMY	2006	CAN	3+1	29:24.8
132	<i>Whistler Nordic Development Centre</i>				+6:03.5
29.	Dolcie TANGUAY	2002	USA	2+2	29:46.8
103	<i>Team Birkie</i>				+6:25.5
30.	Josie CLIFFORD	2006	CAN	2+1	30:03.7
110	<i>Whistler Nordic Development Centre</i>				+6:42.4
31.	Alexandra HULSHOF	2004	CAN	4+1	30:11.0
135	<i>Biathlon Alberta Training Centre</i>				+6:49.7
32.	Sage TAYLOR	2006	CAN	1+1	30:30.2
121	<i>Biathlon Alberta Training centre</i>				+7:08.9
33.	Nadia KLAFKI	2006	CAN	0+1	30:37.8
126	<i>Biathlon Alberta Training Centre</i>				+7:16.5
34.	Iona CADELL	2006	CAN	2+1	30:40.1
104	<i>Biathlon Alberta Training Centre</i>			+2:00 IBU11.3.3.a	+7:18.8
35.	Aliah TURNER	2006	CAN	1+4	30:45.2
134	<i>Biathlon Alberta Training Centre</i>				+7:23.9
36.	Evelyn HUDRLIK	2005	USA	1+0	30:56.5
105	<i>Minnesota Biathlon/EABC</i>				+7:35.2
37.	Hannah CHIPMAN	2002	USA	2+1	31:00.7
141	<i>Dartmouth Ski Team/FKOC</i>				+7:39.4
38.	Reine SOULE	2009	USA	1+0	31:58.6
137	<i>Anchorage Biathlon Club</i>				+8:37.3
39.	Emmalee PEARSON	2006	USA	1+2	32:28.7
107	<i>Crosscut Mountain Sports Center</i>				+9:07.4
40.	Sarah HOTTLE	2007	USA	3+1	32:36.2
111	<i>Team Soldier Hollow</i>				+9:14.9
41.	Brenna BARTON	2006	USA	1+2	34:16.1
144	<i>Crosscut Mountain Sports Center</i>				+10:54.8






2024 Schutzenski Festival

04-Oct-2024

SOLDIER
HOLLOW
NORDIC CENTER



42.	Raylene CHEW	1995	USA	2+5	35:29.9
133	<i>Auburn Ski Club</i>			+0:30 IBU 11.3.1.d	+12:08.6
43.	Abigail VAN DORN	2006	USA	2+4	36:12.9
127	<i>NYSEF</i>			+2:00 IBU11.3.3.a	+12:51.6
DNF	Mia RODGER	2007	CAN	5	
140	<i>Whistler Nordic Development Centre</i>				


















Open Men 5k Sprint

1.	Levi WATSON	2007	USA	1+1	14:20.0
155	<i>Anchorage Biathlon Club</i>				~
2.	Coal FLINT	2009	USA	0+1	16:05.9
161	<i>Anchorage Biathlon Club</i>				+1:45.9
3.	Willett RICHEY	2009	USA	4+1	16:47.3
156	<i>Crosscut Mountain Sports Center</i>				+2:27.3
4.	Sorin HUSEBY	2009	USA	4+2	17:00.4
164	<i>Crosscut Mountain Sports Center</i>				+2:40.4
5.	Doug DRIESSEN	1970	USA	2+3	17:05.9
159	<i>Team Soldier Hollow</i>				+2:45.9
6.	Lance SMITH	2010	USA	2+3	17:49.4
163	<i>Anchorage Biathlon Club</i>				+3:29.4
7.	Kason COOMBS	2010	CAN	2+0	18:18.0
162	<i>NWT Biathlon</i>				+3:58.0
8.	Zack STARK	2009	USA	3+3	18:24.8
157	<i>Crosscut Mountain Sports Center</i>				+4:04.8
9.	Cyrus POTT	2008	USA	4+4	18:52.5
151	<i>Sun Valley Ski Education Foundation</i>				+4:32.5
10.	Conor DEVIN	2010	USA	2+4	19:27.0
152	<i>Colorado Biathlon Club</i>			+2:00 IBU 11.3.3.a	+5:07.0
11.	Jaxin COOMBS	2012	CAN	2+1	20:26.6
153	<i>NWT Biathlon</i>			+2:00 IBU 11.3.3.a	+6:06.6
12.	Ben FREDERICK	2007	USA	5+4	22:34.5
165	<i>Team Soldier Hollow</i>				+8:14.5
13.	William LANGEN	2009	USA	2+2	25:27.7
158	<i>Crosscut Mountain Sports Center</i>				+11:07.7
14.	Chris FARRELL	1956	USA	2+2	26:11.8
160	<i>Team Soldier Hollow</i>				+11:51.8
DNS	Elias WATSON	2007	USA		
154	<i>Anchorage Biathlon Club</i>				



Open Women 5k Sprint

1.	Elin LUNOE	2010	USA	2+0	17:22.1
176	<i>Anchorage biathlon club</i>				~
2.	Maren SANDS	2010	USA	3+4	17:55.0
177	<i>Altius</i>				+32.9
3.	Catherine VAN DE KAMP	2010	USA	1+1	18:05.2
170	<i>Team Soldier Hollow</i>				+43.1
4.	Naomi SMITH	2012	USA	3+0	18:22.3
173	<i>Anchorage Biathlon Club</i>				+1:00.2
5.	Claire OTANICAR	2009	USA	1+4	19:42.4
174	<i>Bogus Basin Nordic Team</i>				+2:20.3
6.	Eva DRIGGS	2012	USA	3+0	20:18.9
180	<i>Anchorage Biathlon Club</i>				+2:56.8
7.	Davis BROSTERHOUS	2008	USA	4+0	20:36.2
169	<i>Colorado Biathlon Club</i>				+3:14.1
8.	Allison BERRY	2011	USA	2+3	20:36.5
167	<i>Team Soldier Hollow</i>				+3:14.4
9.	Yekaterina KOSHKAREVA	2007	USA	4+2	22:32.6
179	<i>Team Soldier Hollow</i>				+5:10.5
10.	Brooklyn BALTZ	2010	USA	3+1	23:32.0
178	<i>Team Soldier Hollow</i>				+6:09.9
11.	Lily NEYME	2011	USA	4+2	23:43.2
168	<i>Team Soldier Hollow</i>				+6:21.1
12.	Sophie BUNNELL	2011	USA	5+5	24:09.0
175	<i>Team Soldier Hollow</i>				+6:46.9
13.	Teagan EILENFELD	2012	USA	2+0	28:28.0
172	<i>Bogus Basin Nordic Team</i>				+11:05.9
14.	Anne ROMNEY	1968	USA	3+3	28:56.3
166	<i>Team Soldier Hollow</i>				+11:34.2
DNS	Solvej LUNOE	2010	USA		
171	<i>Anchorage Biathlon Club</i>				






















127 total athletes



Elite Women 10k Mass Start

1.	Benita PEIFFER	2000	CAN	0+0+0+0	36:06.4
4	<i>biathlon canada</i>				~
2.	Nadia MOSER	1997	CAN	0+1+1+0	36:37.5
5	<i>biathlon canada</i>				+31.1
3.	Kelsey DICKINSON	1993	USA	0+0+1+0	36:46.2
3	<i>Craftsbury Green Racing Project</i>				+39.8
4.	Emma LUNDER	1991	CAN	1+2+0+0	36:58.3
1	<i>biathlon canada</i>				+51.9
5.	Deedra IRWIN	1992	USA	1+2+0+3	37:55.6
2	<i>US Army WCAP</i>				+1:49.2
6.	Grace CASTONGUAY	2001	USA	1+1+1+2	38:49.8
8	<i>Craftsbury Green Racing Project</i>				+2:43.4
7.	Pascale PARADIS	2002	CAN	0+1+1+0	39:12.5
14	<i>biathlon canada</i>				+3:06.1
8.	Michaela KELLER-MILLER	1997	USA	1+1+2+2	39:21.7
12	<i>Craftsbury Green Racing Project</i>				+3:15.3
9.	Margie FREED	1997	USA	1+1+3+2	39:33.3
6	<i>Craftsbury Green Racing Project</i>				+3:26.9
10.	Emily DICKSON	1997	CAN	1+3+2+0	40:17.3
9	<i>Biathlon Alberta Training Centre</i>				+4:10.9
11.	Chloe LEVINS	1998	USA	1+1+3+0	40:24.1
23	<i>Unaffiliated</i>				+4:17.7
12.	Lucinda ANDERSON	2000	USA	4+3+3+1	40:36.5
7	<i>Team Birkie</i>				+4:30.1
13.	Lina FARRA	2001	USA	1+1+1+1	40:44.0
16	<i>Unaffiliated</i>				+4:37.6
14.	Cheresa BOULEY	2000	USA	1+1+1+3	40:45.4
20	<i>Minnesota Biathlon</i>				+4:39.0
15.	Emilia IRVANKOSKI	2002	FIN	3+0+1+1	41:04.3
26	<i>Unaffiliated</i>				+4:57.9
16.	Jacquelyn GARSO	1999	USA	2+1+2+0	41:08.1
13	<i>Craftsbury Green Racing Project</i>				+5:01.7
17.	Vilde BOERSETH	2001	CAN	1+1+0+0	41:41.0
21	<i>Biathlon Alberta Training Centre</i>				+5:34.6
18.	Anna SELLERS	1999	USA	2+1+2+0	41:46.3
17	<i>Team Soldier Hollow</i>				+5:39.9
19.	Lisa CART-LAMY	2006	CAN	0+1+2+1	41:46.9
28	<i>Whistler Nordic Development Centre</i>				+5:40.5
20.	Flora CSONKA	2007	CAN	0+2+1+0	42:01.9
15	<i>Biathlon Alberta Training Centre</i>				+5:55.5



21.	Lexie MADIGAN	2002	USA	2+4+0+0	42:11.5
25	<i>Team 1.5</i>				+6:05.1
22.	Tara GERAGHTY-MOATS	1993	USA	0+2+4+3	42:14.0
11	<i>National Guard Biathlon</i>				+6:07.6
23.	Zoe NOBLE	2000	USA	1+1+2+2	42:25.9
24	<i>National Guard Biathlon</i>				+6:19.5
24.	Dolcie TANGUAY	2002	USA	0+1+1+1	43:19.2
29	<i>Team Birkie</i>				+7:12.8
25.	Amanda KAUTZER	1998	USA	1+1+1+2	43:38.7
18	<i>Crosscut Mountain Sports Center</i>				+7:32.3
26.	Iona CADELL	2006	CAN	0+1+2+0	44:21.2
33	<i>Biathlon Alberta Training Centre</i>				+8:14.8
DNF	Moira GREEN	2004	CAN	4+4+2	
10	<i>Biathlon Alberta Training Centre</i>				
DNF	Sarah BEAULIEU	1999	USA	2+2+2+1	
19	<i>Auburn Ski Club</i>				
DNF	Emma STERTZ	2000	USA	1+1+1+0	
22	<i>Team Birkie</i>				
DNF	Kaisa BOSEK	2002	USA	0+0+0+1	
27	<i>Paul Smith's College</i>				
DNF	Josie CLIFFORD	2006	CAN	1+4+2	
30	<i>Whistler Nordic Development Centre</i>				
DNF	Aliah TURNER	2006	CAN	2+1+1+0	
34	<i>Biathlon Alberta Training Centre</i>				
DNF	Evelyn HUDRLIK	2005	USA	2+1+1	
35	<i>Minnesota Biathlon/EABC</i>				
DNF	Hannah CHIPMAN	2002	USA	1+3+4	
36	<i>Dartmouth Ski Team/FKOC</i>				
DNF	Reine SOULE	2009	USA	3+0	
37	<i>Anchorage Biathlon Club</i>				
DNF	Emmalee PEARSON	2006	USA	3+0+2	
38	<i>Crosscut Mountain Sports Center</i>				
DNF	Sarah HOTTLE	2007	USA	2+1+1+2	
39	<i>Team Soldier Hollow</i>				
DNF	Brenna BARTON	2006	USA	4+2	
40	<i>Crosscut Mountain Sports Center</i>				
DNF	Raylene CHEW	1995	USA	1+0+4	
41	<i>Auburn Ski Club</i>				
DNF	Abigail VAN DORN	2006	USA	3+2	
42	<i>NYSEF</i>				
DNS	Sage TAYLOR	2006	CAN		
31	<i>Biathlon Alberta Training centre</i>				




2024 Schutzenski Festival

05-Oct-2024

SOLDIER
HOLLOW
NORDIC CENTER



DNS	Nadia KLAFKI	2006	CAN
32	<i>Biathlon Alberta Training Centre</i>		
DNS	Mia RODGER	2007	CAN
43	<i>Whistler Nordic Development Centre</i>		










Elite Men 12.5k Mass Start

1.	Paul SCHOMMER	1992	USA	0+1+0+0	39:49.0
202	<i>Ariens Nordic Center/Team Birkie</i>				~
2.	Campbell WRIGHT	2002	USA	2+0+1+1	40:35.1
203	<i>Boa cuff (good price)</i>				+46.1
3.	Jake BROWN	1992	USA	2+0+0+1	40:59.3
206	<i>Craftsbury Green Racing Project</i>				+1:10.3
4.	Sean DOHERTY	1995	USA	1+1+2+1	41:23.2
204	<i>US Army WCAP</i>				+1:34.2
5.	Otto INVENIUS	2000	FIN	2+2+1+1	41:56.0
209	<i>Unaffiliated</i>				+2:07.0
6.	Maxime GERMAIN	2001	USA	2+2+2+3	42:13.5
201	<i>National Guard Biathlon</i>				+2:24.5
7.	Vincent BONACCI	2000	USA	2+3+2+1	42:13.7
210	<i>Crosscut Mountain Sports Center</i>				+2:24.7
8.	Vaclav CERVENKA	1999	USA	1+2+2+0	42:26.8
205	<i>US Army WCAP</i>				+2:37.8
9.	Adam RUNNALLS	1998	CAN	3+0+1+2	42:30.4
208	<i>biathlon canada</i>				+2:41.4
10.	Eli NIELSEN	1999	USA	0+1+1+1	43:32.1
213	<i>National Guard Biathlon</i>				+3:43.1
11.	Logan PLETZ	2000	CAN	2+0+2+4	44:45.0
212	<i>biathlon canada</i>				+4:56.0
12.	van LEDGER	2002	USA	2+1+1+1	45:01.2
221	<i>Crosscut Mountain Sports Center</i>				+5:12.2
13.	Luke BROWN	1995	USA	0+1+4+4	45:01.3
207	<i>Craftsbury Green Racing Project</i>				+5:12.3
14.	Vladislav KAPUSTIN	2000	USA	1+0+0+1	45:24.0
215	<i>National Guard Biathlon</i>				+5:35.0
15.	Thor SHEPPARD	2004	USA	0+3+1+1	45:26.1
227	<i>Altius/BATC</i>				+5:37.1
16.	Tim CUNNINGHAM	1998	USA	2+3+1+1	45:43.9
219	<i>Craftsbury Green Racing Project</i>				+5:54.9
17.	Björn WESTERVELT	2001	USA	2+4+2+1	46:03.1
211	<i>Craftsbury Green Racing Project</i>				+6:14.1
18.	Haldan BORGLUM	1999	CAN	3+3+2+0	46:09.2
216	<i>Biathlon Alberta Training Centre</i>				+6:20.2
19.	Daniel GILFILLAN	2004	CAN	2+0+0+2	46:43.5
223	<i>Whistler Nordic Development Centre</i>				+6:54.5
20.	Matej CERVENKA	2004	USA	2+1+1+2	47:00.0
234	<i>National Guard Biathlon</i>				+7:11.0







21.	Tristan THRASHER	2008	USA	1+0+1+4	47:12.7
225	<i>Altius</i>				+7:23.7
22.	Achilles THEISEN	1996	USA	2+4+4+1	47:20.8
218	<i>Team Soldier Hollow</i>				+7:31.8
23.	Theo CASTONGUAY	2004	USA	2+2+1+2	47:33.8
229	<i>Team Soldier Hollow</i>				+7:44.8
24.	Nate LIVINGOOD	2004	USA	2+1+1+2	47:44.3
226	<i>Crosscut Mountain Sports Center</i>				+7:55.3
25.	Graham BENSO	2006	CAN	1+0+2+0	48:09.2
237	<i>Whistler Nordic Development Centre</i>				+8:20.2
26.	Thomas VAN DE KAMP	2007	USA	0+1+1+2	48:09.4
239	<i>Team Soldier Hollow</i>				+8:20.4
27.	Theo FRADETTE	2004	CAN	0+3+1+0	48:21.2
228	<i>Biathlon Alberta Training Centre</i>				+8:32.2
28.	Aidan SANDS	2008	USA	1+2+2+0	48:23.6
230	<i>altius</i>				+8:34.6
29.	François GAUTHIER	2004	CAN	2+3+1+3	48:36.3
232	<i>Biathlon Alberta Training Centre</i>				+8:47.3
30.	Wes CAMPBELL	2004	USA	0+2+2+1	48:39.9
224	<i>Michigan Tech University</i>				+8:50.9
31.	Jasper FLEMING	2005	CAN	2++2+1	48:40.4
222	<i>Whistler Nordic Development Centre</i>				+8:51.4
32.	Luke HULSHOF	2006	CAN	2+5+1+2	49:08.1
220	<i>Biathlon Alberta Training Centre</i>				+9:19.1
33.	Eric ANDERSON	2006	USA	3+1+0+1	49:23.3
233	<i>Bluff Country Biathlon</i>				+9:34.3
34.	Malcolm MCCULLOCH	2006	CAN	2+0+0+4	49:32.6
231	<i>Biathlon Alberta Training Centre</i>				+9:43.6
35.	Tim COBB	2001	USA	2+2+2+2	49:44.8
235	<i>Crosscut Mountain Sports Center</i>				+9:55.8
36.	Taylor CARLSON	2006	USA	2+1+1+2	51:14.2
241	<i>Sun Valley Ski Education Foundation</i>				+11:25.2
DNF	Travis COOPER	1996	USA	4+3+1	
214	<i>National guard biathlon</i>				
DNF	Cale WOODS	2023	USA	0+0+2	
217	<i>Crosscut Mountain Sports Center</i>				
DNF	Will BRINDLE	2006	CAN	2	
236	<i>Biathlon Alberta Training Centre</i>				
DNF	Ryan ELDEN	1999	CAN	3+3+1	
238	<i>Whistler Nordic Development Centre</i>				
DNF	Callum CROSS	2004	CAN	4+2+1	
240	<i>Biathlon Alberta Training Centre</i>				



DNF 242	Alexander HATLOE <i>Whistler Nordic Development Centre</i>	2004	CAN 	1+3+1
DNF 243	Ben SITES <i>Crosscut Mountain Sports Center</i>	2003	USA 	1+4+2
DNF 244	Diego SCHILLACI <i>Paul Smith's College</i>	2002	USA 	2+4+3
DNF 245	Ian BURGESS <i>Crosscut Mountain Sports Center</i>	2006	USA 	1+4+4
DNF 246	Trevor SCHICK <i>Whistler Nordic Development Centre</i>	2003	CAN 	2+3+2
DNF 247	Eric PIERCEY <i>Whistler Nordic Development Centre</i>	2006	CAN 	4
DNS 248	Nikolas BURKHART <i>Crosscut Mountain Sports Center</i>	2001	USA 	



Open Women 7.5k Mass Start

1.	Elin LUNOE	2010	USA	1+2+0+0	30:58.3
268	<i>Anchorage biathlon club</i>				~
2.	Maren SANDS	2010	USA	3+4+1+2	32:42.8
270	<i>Altius</i>				+1:44.5
3.	Solvej LUNOE	2010	USA	2+2+0+0	32:56.2
291	<i>Anchorage Biathlon Club</i>				+1:57.9
4.	Catherine VAN DE KAMP	2010	USA	3+3+0+0	33:27.0
271	<i>Team Soldier Hollow</i>				+2:28.7
5.	Naomi SMITH	2012	USA	3+1+0+1	34:21.0
273	<i>Anchorage Biathlon Club</i>				+3:22.7
6.	Claire OTANICAR	2009	USA	1+2+2+1	35:11.3
277	<i>Bogus Basin Nordic Team</i>				+4:13.0
7.	Davis BROSTERHOUS	2008	USA	3+1+2+2	38:19.3
280	<i>Colorado Biathlon Club</i>				+7:21.0
8.	Sophie BUNNELL	2011	USA	4+2+5+0	39:14.2
284	<i>Team Soldier Hollow</i>				+8:15.9
9.	Eva DRIGGS	2012	USA	2+1+1+0	41:05.1
278	<i>Anchorage Biathlon Club</i>				+10:06.8
10.	Yekaterina KOSHKAREVA	2007	USA	4+4+1+2	42:06.2
281	<i>Team Soldier Hollow</i>				+11:07.9
11.	Teagan EILENFIELD	2012	USA	1+1+0+2	51:14.7
287	<i>Bogus Basin Nordic Team</i>				+20:16.4
12.	Anne ROMNEY	1968	USA	2+4+4+3	52:53.9
288	<i>Team Soldier Hollow</i>				+21:55.6
DNS	Brooklyn BALTZ	2010	USA		
283	<i>Team Soldier Hollow</i>				



Open Men 7.5k Mass Start

1.	Levi WATSON	2007	USA	2+0+1+1	27:45.2
263	<i>Anchorage Biathlon Club</i>				~
2.	Lance SMITH	2010	USA	0+2+3+1	29:34.6
269	<i>Anchorage Biathlon Club</i>				+1:49.4
3.	Jaydon CROUCH	2008	USA	2+3+3+3	29:58.2
262	<i>Team Soldier Hollow</i>				+2:13.0
4.	Sorin HUSEBY	2009	USA	3+0+3+2	30:15.8
266	<i>Crosscut Mountain Sports Center</i>				+2:30.6
5.	Grayson MELOCIK	2007	USA	2+1+4+5	31:10.4
261	<i>Anchorage Biathlon Club</i>				+3:25.2
6.	Conor DEVIN	2010	USA	3+5+0+0	31:21.3
276	<i>Colorado Biathlon Club</i>				+3:36.1
7.	Cyrus POTT	2008	USA	1+2+2+3	32:09.6
275	<i>Sun Valley Ski Education Foundation</i>				+4:24.4
8.	Willett RICHEY	2009	USA	4+3+2+4	32:33.0
265	<i>Crosscut Mountain Sports Center</i>				+4:47.8
9.	Kason COOMBS	2010	CAN	1+1+0+0	32:44.2
272	<i>NWT Biathlon</i>				+4:59.0
10.	Jaxin COOMBS	2012	CAN	2+2+0+0	34:08.9
279	<i>NWT Biathlon</i>				+6:23.7
11.	Gregg PATTISON	1962	USA	2+3+2+3	34:39.6
289	<i>Ariens Nordic Center</i>				+6:54.4
12.	Zack STARK	2009	USA	2+1+5+4	35:07.3
274	<i>Crosscut Mountain Sports Center</i>				+7:22.1
13.	Coal FLINT	2009	USA	5+4+2+2	37:23.7
264	<i>Anchorage Biathlon Club</i>				+9:38.5
14.	Philip REGNIER	1966	USA	3+2+4+3	41:02.0
292	<i>Team Soldier Hollow</i>				+13:16.8
15.	Ben FREDERICK	2007	USA	1+4+3+4	42:01.2
282	<i>Team Soldier Hollow</i>				+14:16.0
16.	Chris FARRELL	1956	USA	2+3+2+2	45:53.6
286	<i>Team Soldier Hollow</i>				+18:08.4
17.	William LANGEN	2009	USA	3+4+4+2	52:52.0
285	<i>Crosscut Mountain Sports Center</i>				+25:06.8
DNS	Doug DRIESSEN	1970	USA		
267	<i>Team Soldier Hollow</i>				
DNS	Elias WATSON	2007	USA		
290	<i>Anchorage Biathlon Club</i>				

123 total athletes