

FLORIDA MAN SAYS

650,000. That is the total number of ballots counted yesterday between in-person early voting and vote by mail returns. There is no doubt in my mind that is the busiest single day in Florida election history that is not an actual Election Day.

160,000. That is how many more VBM ballots were counted yesterday compared to the Tuesday one week earlier. Why? Because Monday was the first day drop boxes were available on a widespread basis - and Floridians definitely put them to good use.

ELECTION PROGRESS

This section tracks the ongoing vote count as a share of the total potential vote. We break down votes cast by party affiliation and by the percentage of the overall vote they represent.

Source:Florida Secretary of State Data

How many people have voted in Florida?

How many registered voters have yet to vote?

\*Hawkfish estimate of registered voters

Total Votes Cast

3,675,326

Yet to Vote

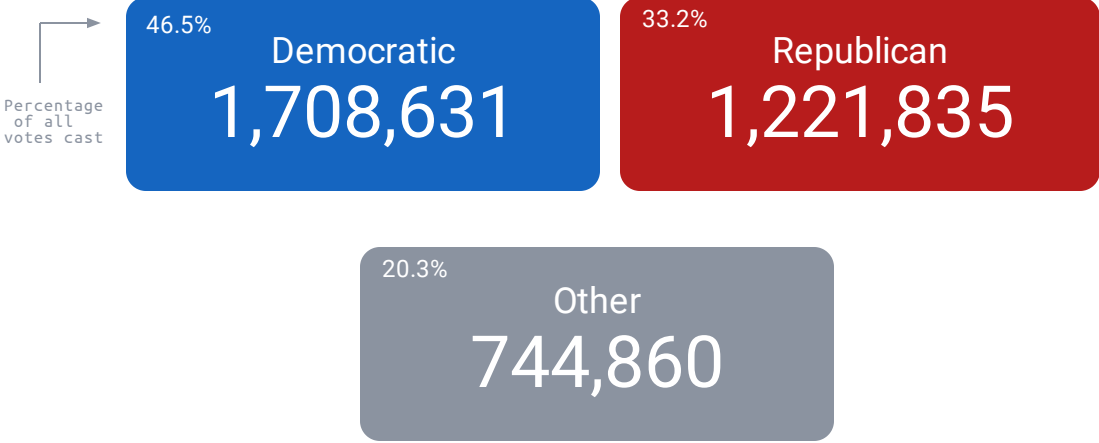
11,569,510



Remaining

Voted

How many votes have been cast?



MODELED CANDIDATE SUPPORT AMONG VOTES CAST TO-DATE

By analyzing data from the Florida Secretary of State alongside candidate support scores, we can predictively model how many votes Biden and Trump have likely received. We categorize supporters of each candidate by voting history.

Source: Florida Secretary of State Data | Hawkfish Biden Support Score | Hawkfish Analysis

How many votes does our model suggest each candidate has received?

Voters with unknown scores excluded from percentage calculation

57.3%

Modeled Biden

2,072,391

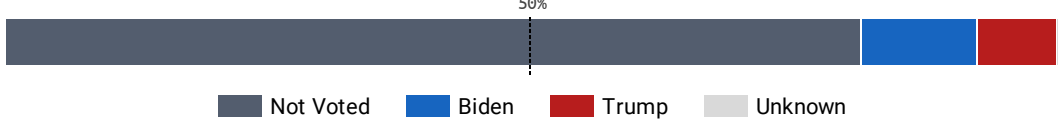
42.7%

Modeled Trump

1,546,700

Modeled Unknown

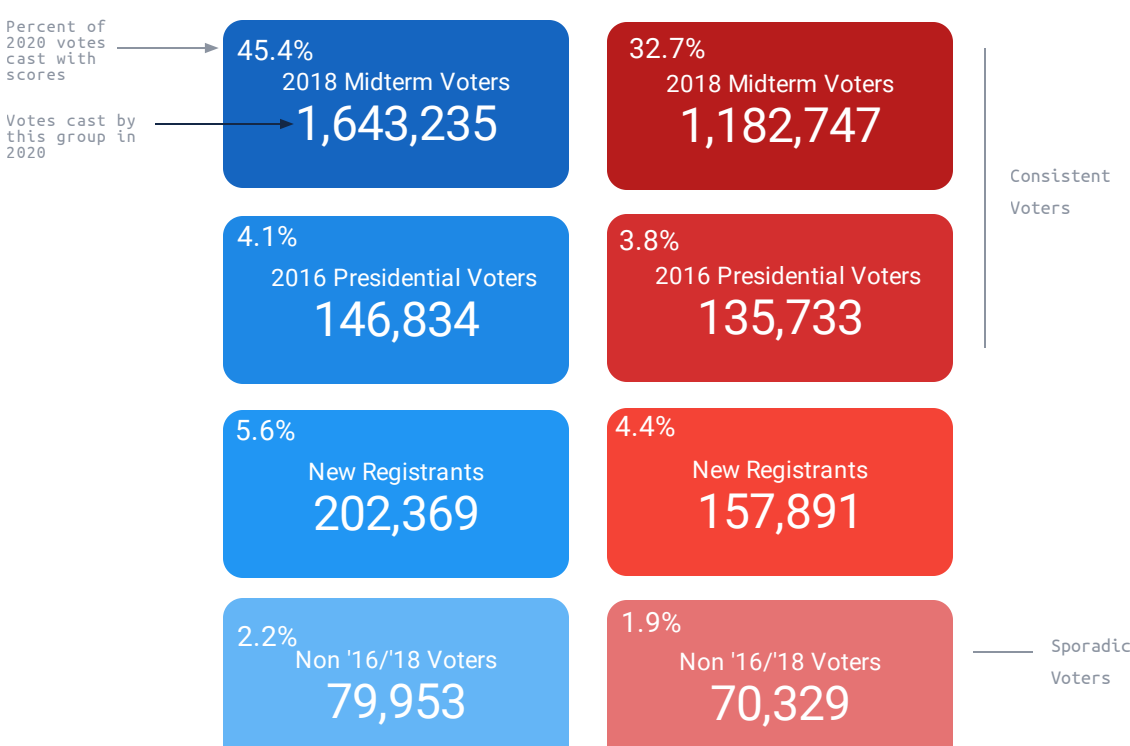
56,235



What is the voting history of modeled Biden & Trump supporters?

BIDEN

TRUMP



2018 Midterm voter = last voted in 2018

Presidential voter = last voted in 2016

New registrant = registered to vote after 2016 general election

POTENTIAL VOTES NOT YET CAST

The final outcome will depend largely on voters who show up in person. We track the number of voters from each party who have yet to vote as well as those who have not requested a mail-in ballot. We do not expect all of them to vote; Florida's 2016 turnout rate was 75%.

Source: Florida Secretary of State Data | Hawkfish Analysis

How many registered voters have not yet cast their vote, by party?

Democrats Yet to Vote

3,898,214

Republicans Yet to Vote

4,170,783

Others Yet to Vote

3,500,513

How many Republican and Democratic voters have not requested a mail-in ballot?

Vote by Mail Request Deadline in Florida: October 24th, 2020

Democrats

2,732,486

Republicans

3,260,040

Other

2,726,936

\*This breakdown assumes full turnout on election day. Turnout will be lower

\* This report now includes Early Voting In Person data as well as updated voter registration data.

Paid for by Unite the Country, unitethecountry.com.  
 Not authorized by any candidate or candidate's committee.

The Early Vote Report and its component dashboards use both Secretary of State and Hawkfish models to arrive at estimates. They are not projections or forecasts.

Terms of Use - <https://www.hawkfish.us/terms-of-use>  
 Privacy Policy - <https://www.hawkfish.us/privacy>

2020 Hawkfish LLC. All Rights Reserved.