

FLORIDA MAN SAYS

Yesterday was the 3rd day of in person early voting, and Florida passed 4.25 million votes cast. We did not hit this level in 2016 until the evening of the 8th day of in person early voting.

Couple of interesting facts about the electorate so far: 11.4% of Floridians who have voted so far did not vote in 2016, 53.7% of all votes so far are from women. 33% are from communities of color -- and 37% of voters with no party affiliation who have voted so far are from communities of color.

ELECTION PROGRESS

This section tracks the ongoing vote count as a share of the total potential vote. We break down votes cast by party affiliation and by the percentage of the overall vote they represent.

Source: Florida Secretary of State Data

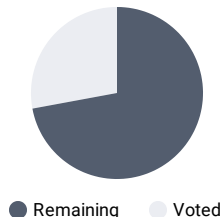
How many people have voted in Florida?

Total Votes Cast
4,256,101

How many registered voters have yet to vote?

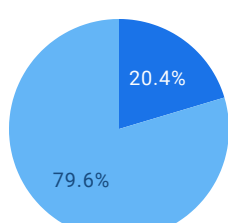
*Hawkfish estimate of registered voters

Yet to Vote
10,993,102



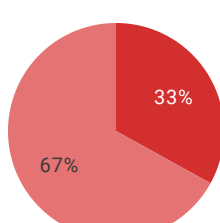
How many votes have been cast, by party affiliation and vote method?

Democratic Republican No Party Affiliation Other



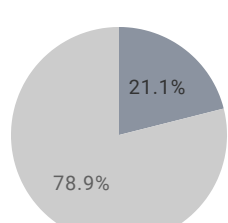
DEMOCRATIC

- Early Vote In Person
- Absentee



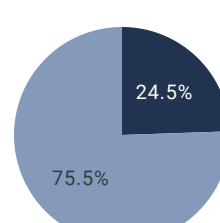
REPUBLICAN

- Early Vote In Person
- Absentee



NO PARTY AFFILIATION

- Early Vote In Person
- Absentee



OTHER

- Early Vote In Person
- Absentee

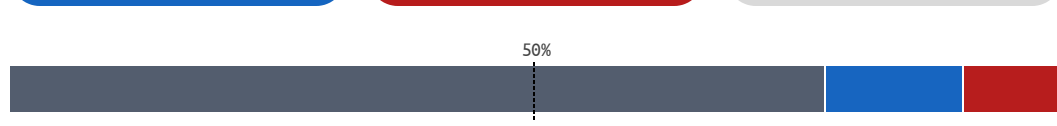
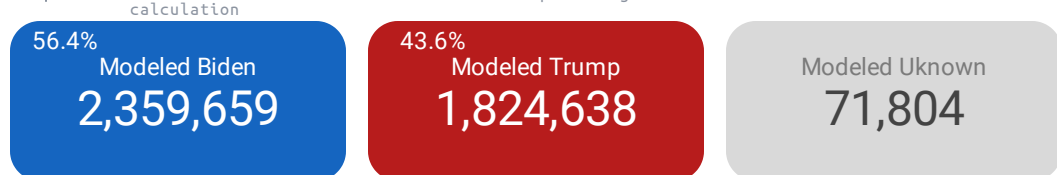
MODELED CANDIDATE SUPPORT AMONG VOTES CAST TO-DATE

By analyzing data from the Florida Secretary of State alongside candidate support scores, we can predictively model how many votes Biden and Trump have likely received. We categorize supporters of each candidate by voting history.

Source: Florida Secretary of State Data | Hawkfish Biden Support Score | Hawkfish Analysis

How many votes does our model suggest each candidate has received?

Voters with unknown scores excluded from percentage calculation



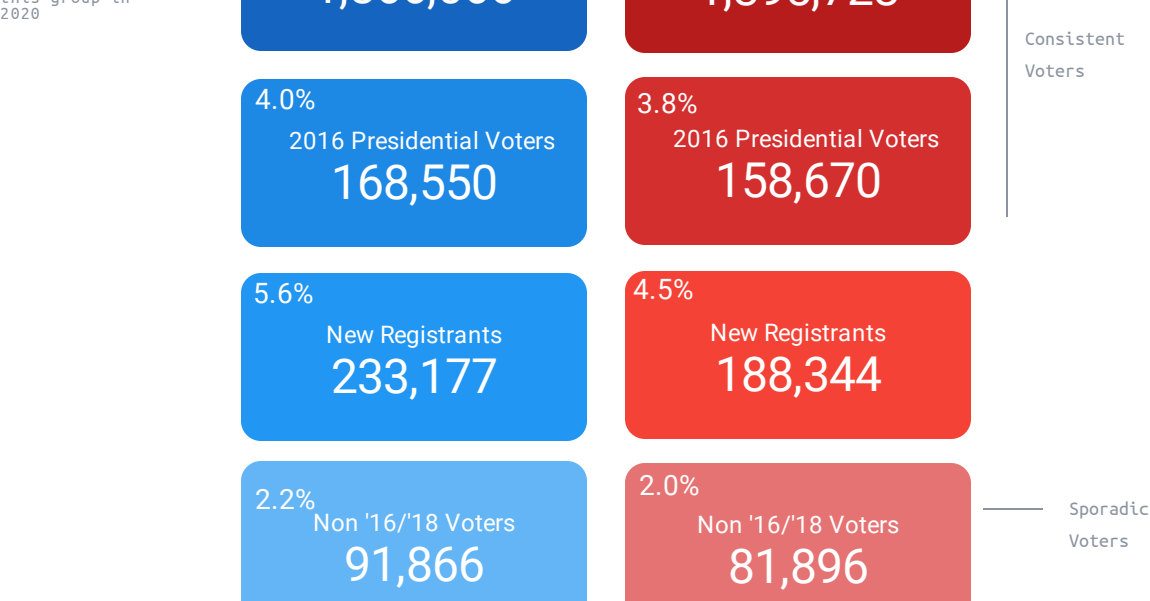
What is the voting history of modeled Biden & Trump supporters?

BIDEN

TRUMP

Percent of 2020 votes cast with scores

Votes cast by this group in 2020



2018 Midterm voter = last voted in 2018

Presidential voter = last voted in 2016

New registrant = registered to vote after 2016 general election

POTENTIAL VOTES NOT YET CAST

The final outcome will depend largely on voters who show up in person. We track the number of voters from each party who have yet to vote as well as those who have not requested a mail-in ballot. We do not expect all of them to vote; Florida's 2016 turnout rate was 75%.

Source: Florida Secretary of State Data | Hawkfish Analysis

How many registered voters have not yet cast their vote, by party?

Democrats Yet to Vote
3,682,080

Republicans Yet to Vote
3,931,008

Others Yet to Vote
3,380,014

How many Republican and Democratic voters have not requested a mail-in ballot?

Vote by Mail Request Deadline in Florida: October 24th, 2020

Democrats
2,636,418

Republicans
3,110,552

NPA & Other
2,662,217

*This breakdown assumes full turnout on election day. Turnout will be lower

* This report now includes Early Voting In Person data as well as updated voter registration data.

Paid for by Unite the Country, unitethecountry.com.
Not authorized by any candidate or candidate's committee.

The Early Vote Report and its component dashboards use both Secretary of State and Hawkfish models to arrive at estimates. They are not projections or forecasts.

Terms of Use - <https://www.hawkfish.us/terms-of-use>
Privacy Policy - <https://www.hawkfish.us/privacy>

2020 Hawkfish LLC. All Rights Reserved.