

FLORIDA MAN STEVE SCHALE SAYS

There has been a lot reported about the importance of voters in Florida who are not registered with either political party.

Right now, 22% of all who have voted do not have an affiliation with either major party (No Party Affiliation/NPA), and the share of these voters will only grow through Election Day. Let's explore for a second how they are different.

First: They are younger than the overall pool of voters so far. About 10% of all who have voted are under the age of 29, but over 13% of the NPA voters are under 29. They are more diverse than the electorate: 35% of all who have voted so far are non-white -- among NPA voters, it is 41%. And they are more likely to be new or "sporadic voters" - roughly 18% of all who have voted so far are new registrants or those with sporadic voting histories, but among NPA, that share is 27%.

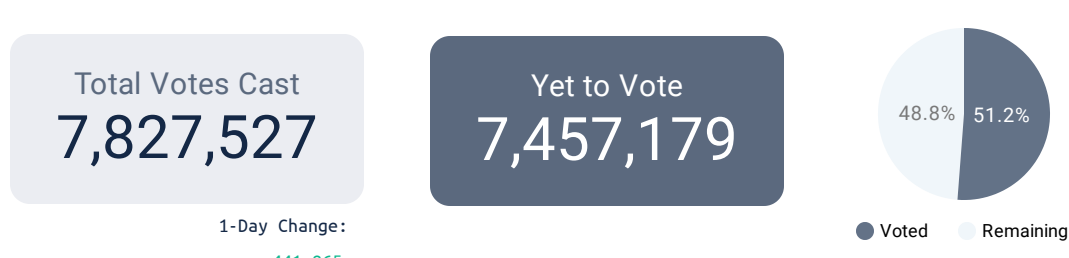
Where these voters fall will likely determine who wins Florida.

ELECTION PROGRESS

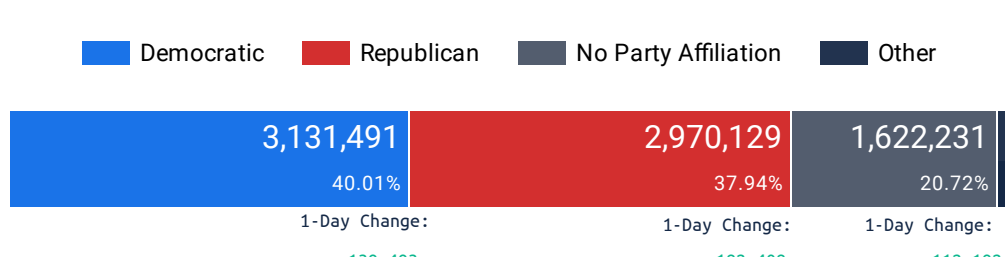
This section tracks the ongoing vote count as a share of the total potential vote. We break down votes cast by party affiliation and by the percentage of the overall vote they represent.

How many people have
voted in Florida?

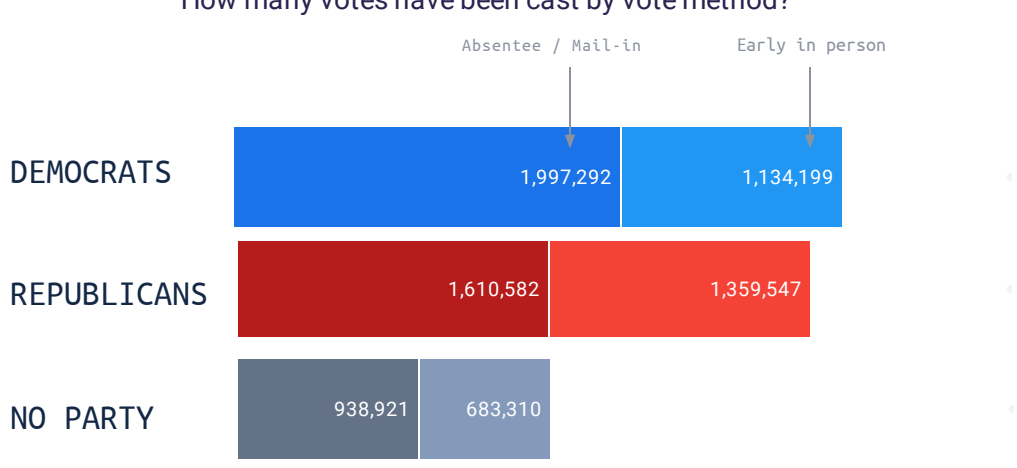
How many registered voters have yet to vote?



How many votes have been cast by party affiliation?



How many votes have been cast by vote method?



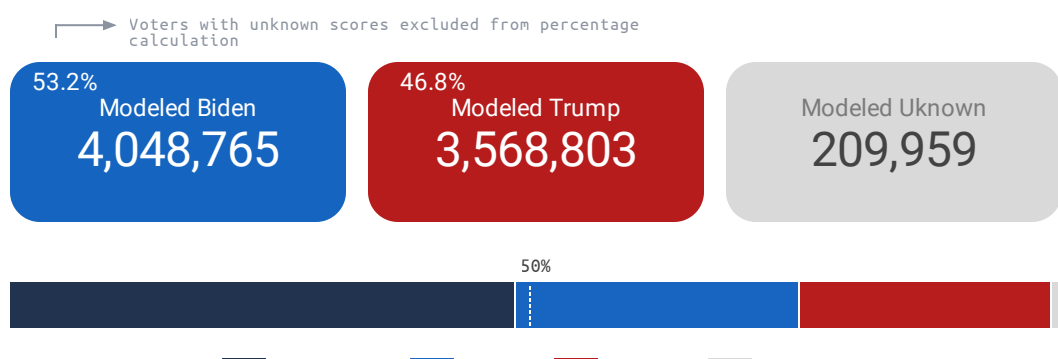
* 56.0K absentee votes and 47.7K EVIP votes have been cast by voters from other parties

MODELED CANDIDATE SUPPORT AMONG VOTES CAST TO-DATE

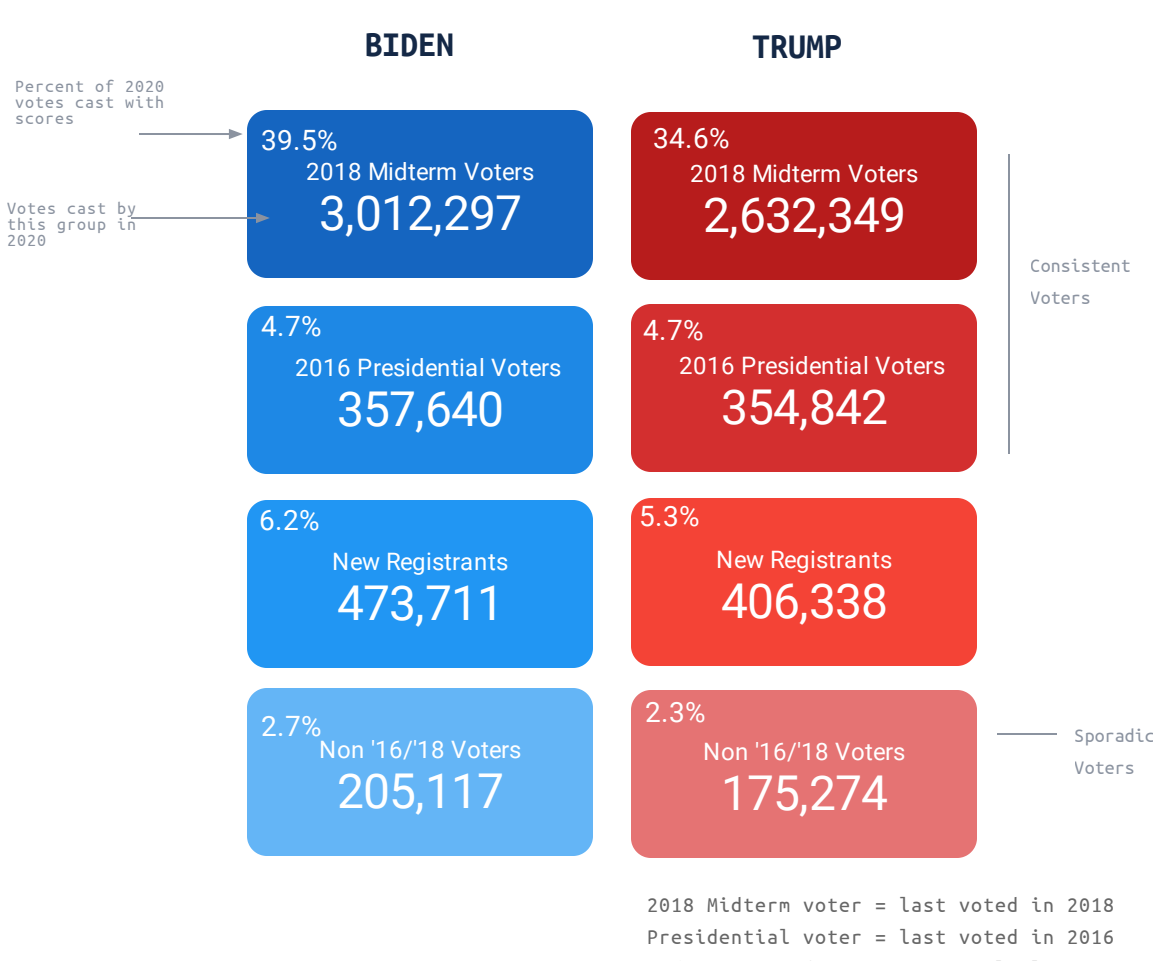
By analyzing data from the Florida Secretary of State alongside candidate support scores, we can predictively model how many votes Biden and Trump have likely received. We categorize supporters of each candidate by voting history.

Source: Florida Secretary of State Data | Hawkfish Biden Support Score | Hawkfish Analysis

How many votes does our model suggest each candidate has received?



What is the voting history of modeled Biden & Trump supporters?



2010 Midterm water least voted in 2010

2018 Midterm voter = last voted in 2018

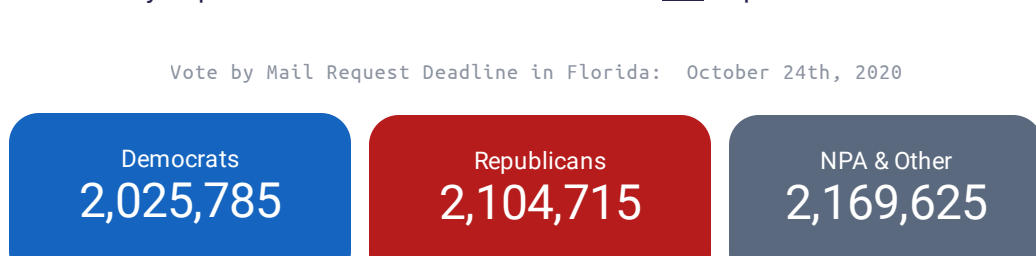
The final outcome will depend largely on voters who show up in person. We track the number of voters from each party who have yet to vote as well as those who have not requested a

mail-in ballot. We do not expect all of them to vote.

How many registered voters have not yet cast their vote, by party?



How many Republican and Democratic voters have not requested a mail in ballot?



* This report now includes Early Voting In Person data as well as updated voter

Paid for by Unite the Country, unitethecountry.com.
Not authorized by any candidate or candidate's
committee.

The Early Vote Report and its component dashboards use both Secretary of State and Hawkfish models to arrive at estimates. They are not projections or forecasts.

Terms of Use - <https://www.hawkfish.us/terms-of-use>
Privacy Policy - <https://www.hawkfish.us/privacy>

Privacy Policy - <https://www.hawktfish.u>