

FLORIDA MAN SAYS

Florida has now topped 50% of the turnout from 2016. By the end of today, more than 5 million Floridians will have voted.

Overall turnout for the cycle is now 33%. There are seven counties where Democratic turnout is already over 50%. Republicans have seen their numbers pick up during in-person early voting, but still lag Democrats by a fair amount. Total Democratic turnout is 40%. Total Republican turnout is just under 33%.

ELECTION PROGRESS

This section tracks the ongoing vote count as a share of the total potential vote. We break down votes cast by party affiliation and by the percentage of the overall vote they represent.

Source:Florida Secretary of State Data

How many people have voted in Florida?

How many registered voters have yet to vote?

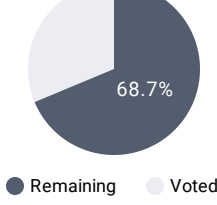
*Hawkfish estimate of registered voters

Total Votes Cast

4,771,956

Yet to Vote

10,481,685



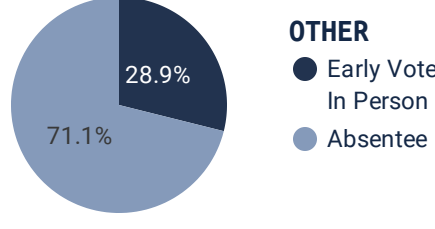
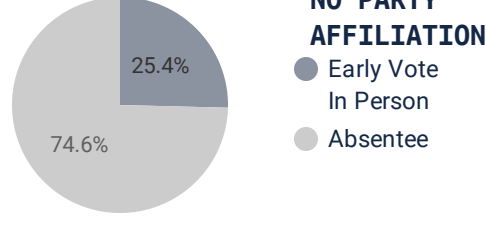
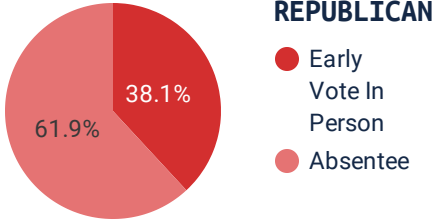
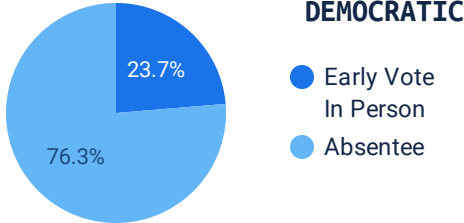
How many votes have been cast, by party affiliation and vote method?

Democratic

Republican

No Party Affiliation

Other

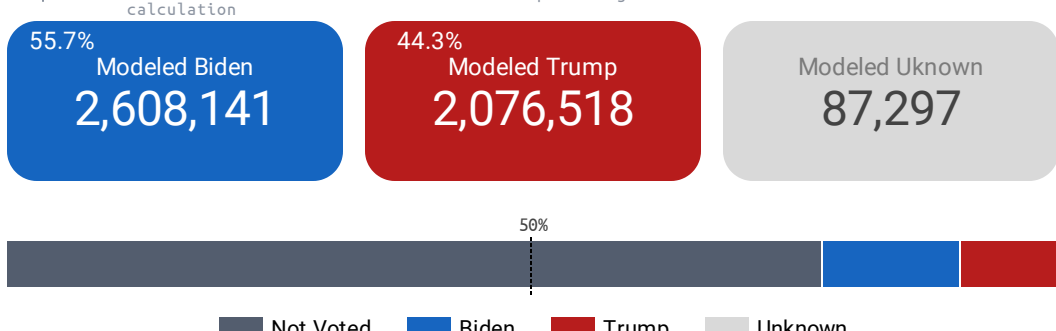


MODELED CANDIDATE SUPPORT AMONG VOTES CAST TO-DATE

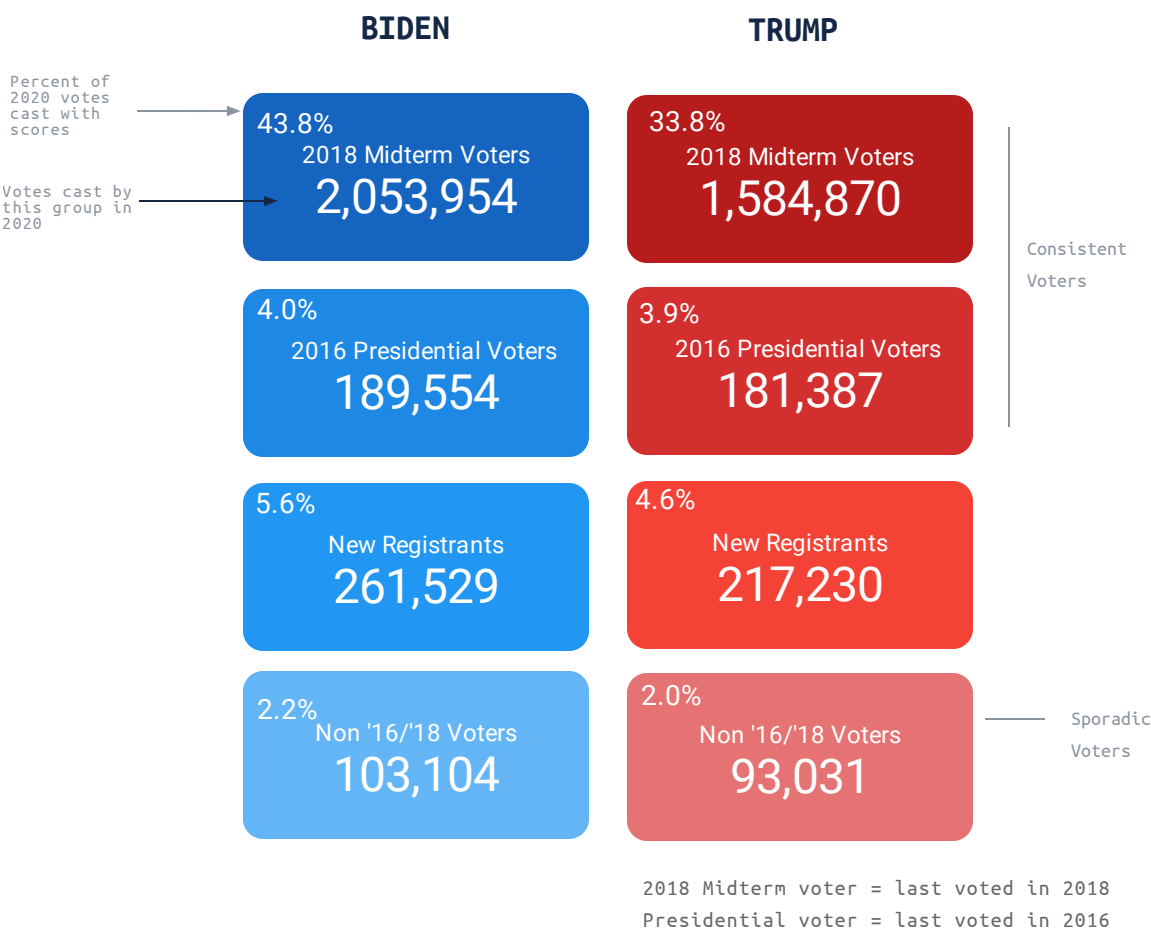
By analyzing data from the Florida Secretary of State alongside candidate support scores, we can predictively model how many votes Biden and Trump have likely received. We categorize supporters of each candidate by voting history.

Source: Florida Secretary of State Data | Hawkfish Biden Support Score | Hawkfish Analysis

How many votes does our model suggest each candidate has received?



What is the voting history of modeled Biden & Trump supporters?



POTENTIAL VOTES NOT YET CAST

The final outcome will depend largely on voters who show up in person. We track the number of voters from each party who have yet to vote as well as those who have not requested a mail-in ballot. We do not expect all of them to vote; Florida's 2016 turnout rate was 75%.

Source: Florida Secretary of State Data | Hawkfish Analysis

How many registered voters have not yet cast their vote, by party?

Democrats Yet to Vote

3,499,035

Republicans Yet to Vote

3,713,152

Others Yet to Vote

3,269,498

How many Republican and Democratic voters have not requested a mail-in ballot?

Vote by Mail Request Deadline in Florida: October 24th, 2020

Democrats

2,544,827

Republicans

2,966,537

NPA & Other

2,596,523

*This breakdown assumes full turnout on election day. Turnout will be lower

* This report now includes Early Voting In Person data as well as updated voter registration data.

Paid for by Unite the Country, unitethecountry.com.

Not authorized by any candidate or candidate's committee.

The Early Vote Report and its component dashboards use both Secretary of State and Hawkfish models to arrive at estimates. They are not projections or forecasts.