

FLORIDA MAN STEVE SCHALE SAYS

Statewide turnout is now 51%. There are two counties in Florida where turnout is already over 60%, and six where Democratic turnout is over 60%. In 31 of Florida's 67 counties, Democratic turnout is over 50%. (Turnout based on the number of active voters.)

[Read more here.](#)

ELECTION PROGRESS

This section tracks the ongoing vote count as a share of the total potential vote. We break down votes cast by party affiliation and by the percentage of the overall vote they represent.

Source: Florida Secretary of State Data

How many people have voted in Florida?

How many registered voters have yet to vote?

*Hawkfish estimate of registered voters

Total Votes Cast

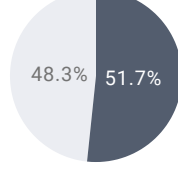
7,385,662

1-Day Change:

464,307

Yet to Vote

7,893,237



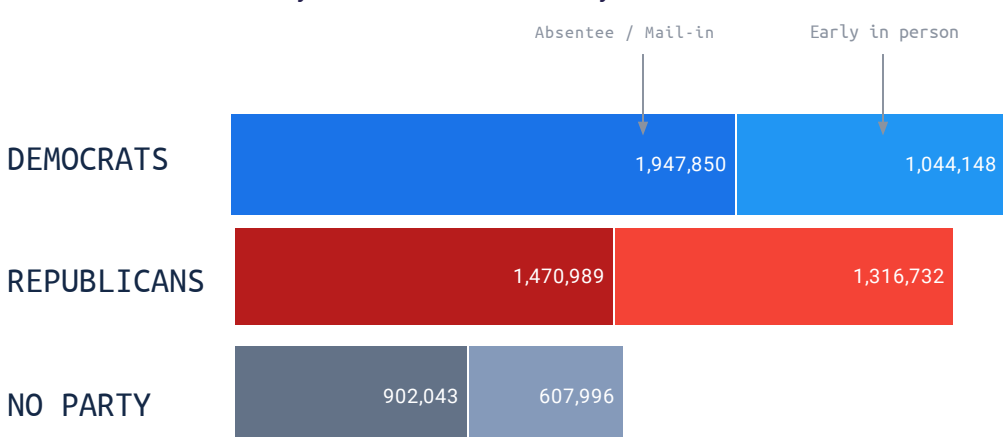
● Remaining ● Voted

How many votes have been cast by party affiliation?

Democratic Republican No Party Affiliation Other



How many votes have been cast by vote method?



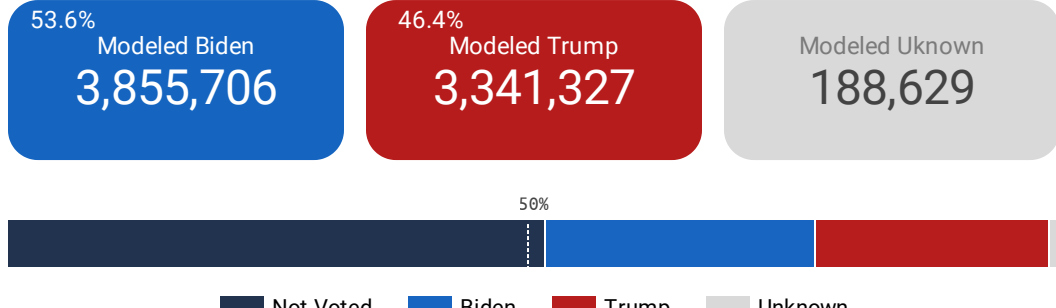
MODELED CANDIDATE SUPPORT AMONG VOTES CAST TO-DATE

By analyzing data from the Florida Secretary of State alongside candidate support scores, we can predictively model how many votes Biden and Trump have likely received. We categorize supporters of each candidate by voting history.

Source: Florida Secretary of State Data | Hawkfish Biden Support Score | Hawkfish Analysis

How many votes does our model suggest each candidate has received?

→ Voters with unknown scores excluded from percentage calculation



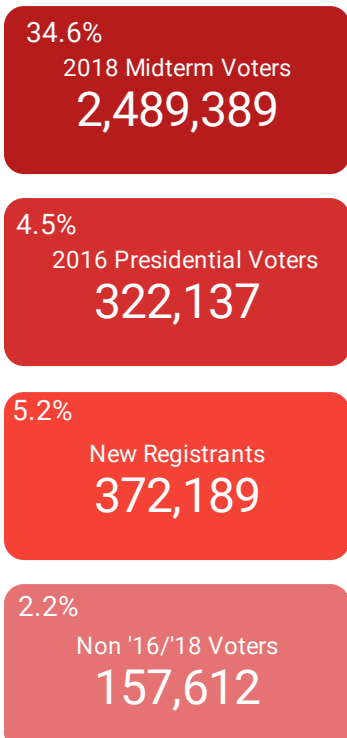
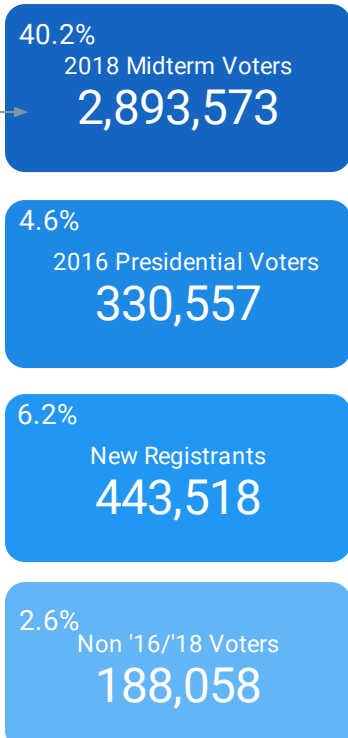
What is the voting history of modeled Biden & Trump supporters?

BIDEN

TRUMP

Percent of 2020 votes cast with scores

Votes cast by this group in 2020



Consistent Voters

Sporadic Voters

2018 Midterm voter = last voted in 2018

Presidential voter = last voted in 2016

New registrant = registered to vote after 2016 general election

POTENTIAL VOTES NOT YET CAST

The final outcome will depend largely on voters who show up in person. We track the number of voters from each party who have yet to vote as well as those who have not requested a mail-in ballot. We do not expect all of them to vote; Florida's 2016 turnout rate was 75%.

Source: Florida Secretary of State Data | Hawkfish Analysis

How many registered voters have not yet cast their vote, by party?

Democrats Yet to Vote

2,623,861

Republicans Yet to Vote

2,619,483

Others Yet to Vote

2,649,893

How many Republican and Democratic voters have not requested a mail-in ballot?

Vote by Mail Request Deadline in Florida: October 24th, 2020

Democrats

2,098,920

Republicans

2,227,329

NPA & Other

2,238,950

*This breakdown assumes full turnout on election day. Turnout will be lower

* This report now includes Early Voting In Person data as well as updated voter registration data.

Paid for by Unite the Country, unitethecountry.com.
Not authorized by any candidate or candidate's committee.

The Early Vote Report and its component dashboards use both Secretary of State and Hawkfish models to arrive at estimates. They are not projections or forecasts.

Terms of Use - <https://www.hawkfish.us/terms-of-use>
Privacy Policy - <https://www.hawkfish.us/privacy>

2020 Hawkfish LLC. All Rights Reserved.