

Today's results reflect new updates to our support model, which incorporates recent survey results and early vote data.

FLORIDA MAN SAYS

In Florida, while there are more **registered** Democrats than Republicans, there are more **likely voters** who are Republican. In 2016, for example, more Republicans voted than Democrats.

Democrats currently have 364 thousand more registered voters in the state. But through yesterday, October 24, Republicans had an advantage of 360 thousand more voters categorized as “most likely to vote” who have not yet voted.

Based on the early voting data we’ve seen thus far, Democrats have created a pathway to a final electorate that could be more Democratic than 2016 by turning out more new and sporadic voters.

ELECTION PROGRESS

This section tracks the ongoing vote count as a share of the total potential vote. We break down votes cast by party affiliation and by the percentage of the overall vote they represent.

Source:Florida Secretary of State Data

How many people have voted in Florida?

How many registered voters have yet to vote?

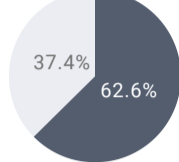
*Hawkfish estimate of registered voters

Total Votes Cast

5,706,802

Yet to Vote

9,555,609



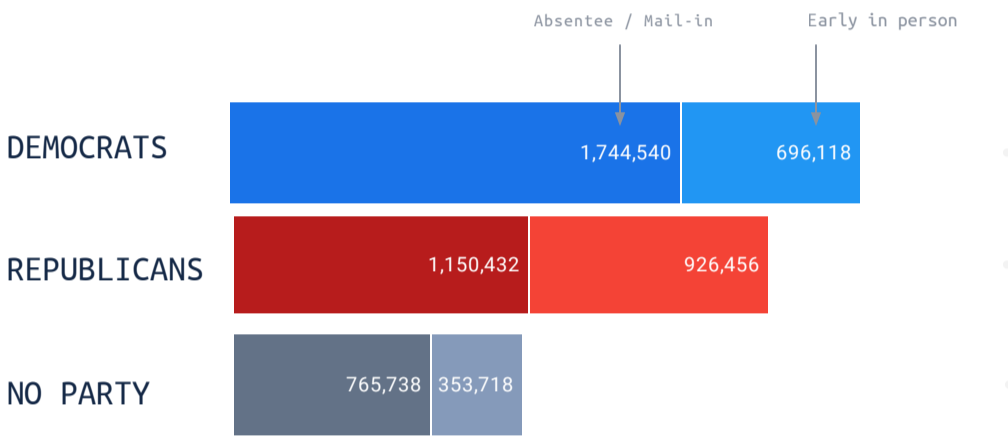
● Remaining ● Voted

How many votes have been cast by party affiliation?

Democratic
Republican
No Party Affiliation
Other



How many votes have been cast by vote method?

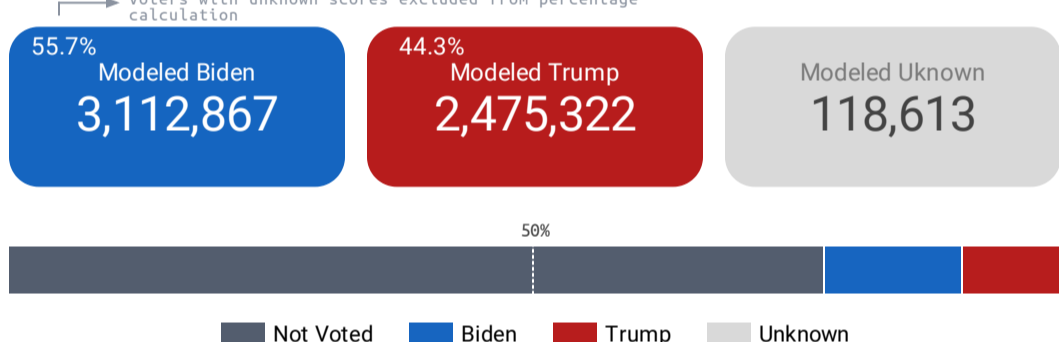


MODELED CANDIDATE SUPPORT AMONG VOTES CAST TO-DATE

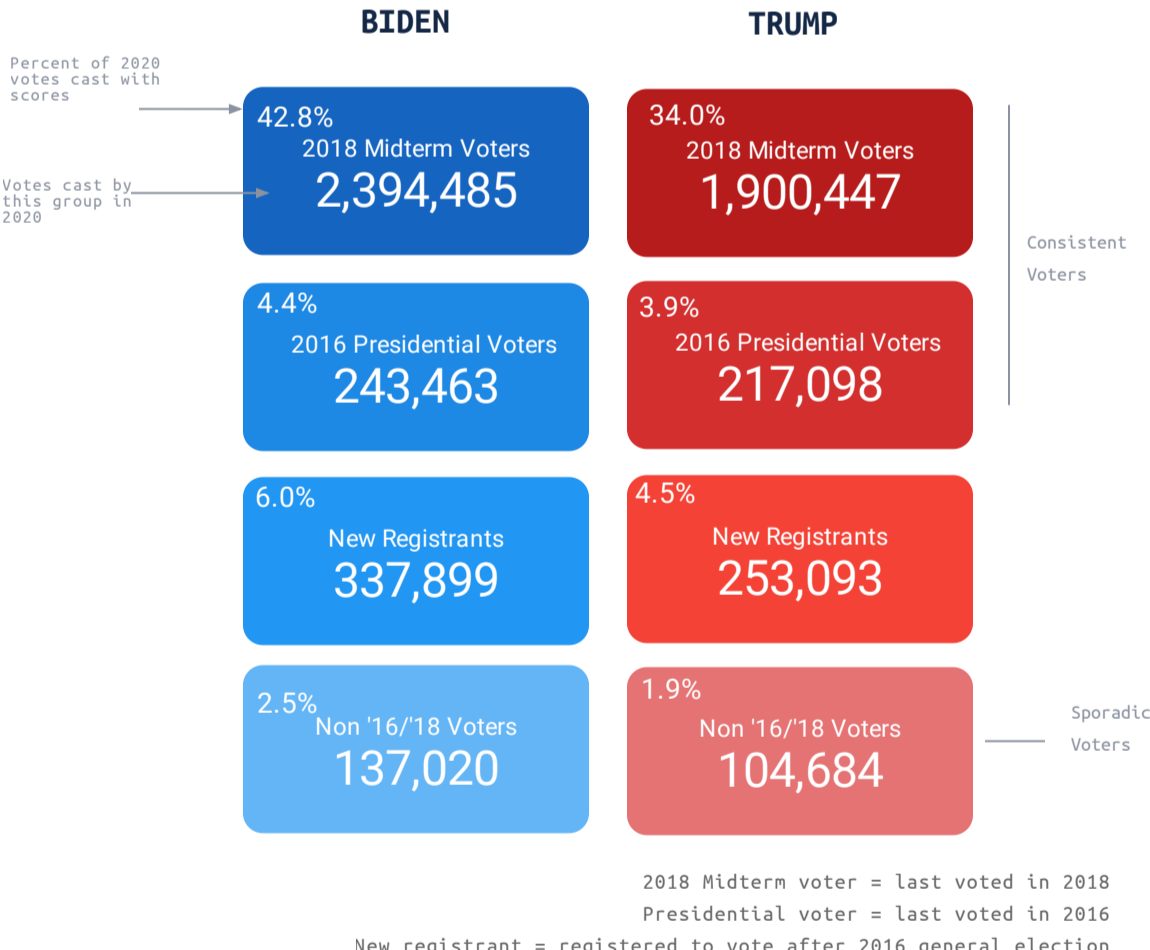
By analyzing data from the Florida Secretary of State alongside candidate support scores, we can predictively model how many votes Biden and Trump have likely received. We categorize supporters of each candidate by voting history.

Source: Florida Secretary of State Data | Hawkfish Biden Support Score | Hawkfish Analysis

How many votes does our model suggest each candidate has received?



What is the voting history of modeled Biden & Trump supporters?



POTENTIAL VOTES NOT YET CAST

The final outcome will depend largely on voters who show up in person. We track the number of voters from each party who have yet to vote as well as those who have not requested a mail-in ballot. We do not expect all of them to vote; Florida’s 2016 turnout rate was 75%.

Source: Florida Secretary of State Data | Hawkfish Analysis

How many registered voters have not yet cast their vote, by party?

Democrats Yet to Vote

3,171,155

Republicans Yet to Vote

3,322,763

Others Yet to Vote

3,061,691

How many Republican and Democratic voters have not requested a mail-in ballot?

Vote by Mail Request Deadline in Florida: October 24th, 2020

Democrats

2,376,895

Republicans

2,705,531

NPA & Other

2,472,416

*This breakdown assumes full turnout on election day. Turnout will be lower

* This report now includes Early Voting In Person data as well as updated voter registration data.

Paid for by Unite the Country, unitethecountry.com.
 Not authorized by any candidate or candidate's committee.

The Early Vote Report and its component dashboards use both Secretary of State and Hawkfish models to arrive at estimates. They are not projections or forecasts.

Terms of Use - <https://www.hawkfish.us/terms-of-use>
 Privacy Policy - <https://www.hawkfish.us/privacy>

2020 Hawkfish LLC. All Rights Reserved.