


IMPORTANT
Edit spine width to match spine calculator measurement.
This is set to 15mm by default.

BACK COVER

Layflat Books Softcover A4 Portrait / 210 x 297mm

How to set and supply your artwork correctly



1. Select *Page Tool*:  (Shift + P) > Select page 2 (Spine) > Adjust spine page width to the value provided by our spine width calculator.

2. Select: *Layers Tool*:  (F7) > Select: *Artwork (place here)* layer. Create/Add your design to the *Artwork* layer.

3. Once your design is complete, please remove the *Guide* layer.

Failure to remove will result in the guide layer printing over your artwork design.

4. Export to: *Adobe PDF (Print)* (PC: ctrl+ E / Mac: cmd+E).

Please ensure when exporting to a PDF file you select 'Spreads'.




SPINE - ADJUST SPINE PAGE WIDTH TO THE VALUE PROVIDED BY OUR SPINE WIDTH CALCULATOR. (KEEP TEXT THIS WAY UP)


IMPORTANT
Edit spine width to match spine calculator measurement.
This is set to 15mm by default.


FRONT COVER

For more information:
Please download our Product Guide from our product page.

- **Accepted format:** Adobe PDF (Print). Ideally: PDF/X-1a: 2001 (one file)
- **Colour:** CMYK (RGB and Pantones will be converted)
- **Fonts:** Embedded or converted to outlines
- **Image Resolution:** 300dpi to 450dpi
- **Crop marks:** Include (offset 10mm)

 **Finished Size** - This is the finished size of the product once wrapped.

 **Safe Area** - We recommend keeping text and important content inside the white area.

 **Bleed** - Please extend your artwork into this section. Failure to do so may result in white or unprinted edges when the product is trimmed to the finished size.