

Fence Banner

Crowd Barrier / 2150 x 730mm

Place your design within 'Artwork' layer and **delete** 'Guide' layer once finished.


Failure to remove guide layer will result in template printing over artwork design.

Please ensure:


- Colour: CMYK (RGB will be converted)
- Fonts: Embedded or converted to outlines
- Image Resolution: 300dpi or higher
- Crop marks and 3mm bleed are included
- Accepted format: PDF (one file)

Number and positioning of eyelets will be determined depending on size on banner selected. **Eyelets will be placed approx 600-650mm apart within the grey area.** Holes for eyelets do not need to be included within artwork supplied, **please ensure text is kept away from grey area** so eyelets are not placed over the top.


To discuss special requirements for positioning of eyelets please contact customer service.



Finished Size - This is the finished size of the product once trimmed.



Safe Area - We recommend keeping text and images out of the grey area, remaining in white box.



3mm Bleed - Please extend your artwork into the bleed if you are using full colour or imagery in the background. Anything within this area will be removed once trimmed.

KEEP IMPORTANT TEXT AND IMAGES OUTSIDE OF THIS AREA