

# CLUB CHELSEA

Ticket Exchange How To Guide

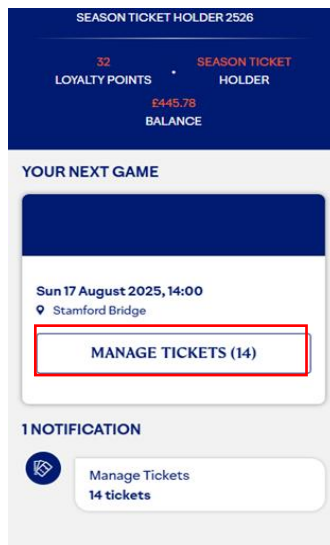

# How To List For Sale

# CLUB CHELSEA TICKET EXCHANGE GUIDE

## STEP 1

Visit [www.eticketing.co.uk/chelseafc](http://www.eticketing.co.uk/chelseafc)

Please sign in to your account where indicated (Red Circle top right).



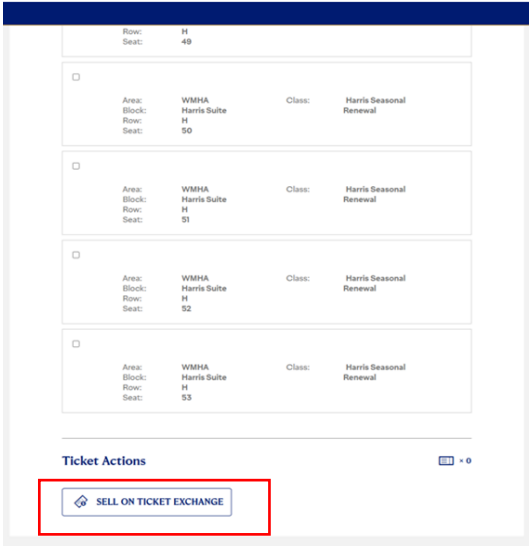
## STEP 2

Once you have logged in, select the person icon in the top right-hand corner and select 'Manage Tickets'.

# CLUB CHELSEA TICKET EXCHANGE GUIDE

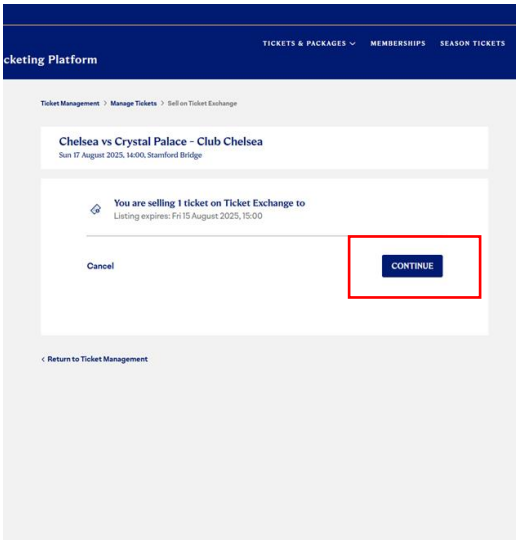
## STEP 3

Select the tick box/es next to the seats that you wish to sell. Following this, select the 'Sell on the Ticket Exchange' button.



## STEP 4

Details on the ticket/s that you are listing will show on the screen. If the information is correct, please select 'Continue'.



# CLUB CHELSEA TICKET EXCHANGE GUIDE

## STEP 5

Review your order and agree to the Terms and Conditions before selecting the 'Complete Purchase' button.

REVIEW ORDER

Tickets to be Posted	
Chelsea vs Crystal Palace - Club Chelsea Sun 17 August 2025, 14:00, Stamford Bridge	£0.00
Area: W18HA Block: Main Stalls Row: H Seat: 53	
Harris Seasonal Renewal	
You will receive: (Ticket price minus fees)	£0.00
Order summary	
Subtotal	£0.00
Total to pay:	£0.00

**Terms & Conditions**

Please also acknowledge that you agree to the **Terms & Conditions** of sale.

Please note: By clicking Complete Purchase, your booking will be submitted and your payment will be processed. Your contract with us starts once we've confirmed your purchase (your payment has been processed and expires immediately after the completion of the event for which you purchased the ticket(s)).

By clicking "Complete Purchase" you agree to our Terms and Conditions and to the Event Partner(s) contacting you by email or other means about information that may interest you. Please also note: Tickets cannot be exchanged or refunded after purchase, save as provided in our Terms and Conditions. We may cancel any order(s) in excess of the ticket limit without notice. And all orders are subject to account approval and billing address.

**COMPLETE PURCHASE**

## STEP 6

Confirmation on what has been listed on the Ticket Exchange will then be shown on your screen.

CONFIRMATION

Thank you for your purchase!  
REFERENCE: 226217  
You can always access your order in MyAccount

Your Order Details  
The address details we have on file for you are as follows:

Chelsea Football Club  
London  
E16 1SU  
United Kingdom

Summary	1 Items
Tickets to be Posted	
Chelsea vs Crystal Palace - Club Chelsea Sun 17 August 2025, 14:00	£0.00
Area: W18HA Block: Main Stalls Row: H Seat: 53	
TC CLUB CHELSEA	
You will receive: (Ticket price minus fees)	£0.00
Order summary	
Subtotal	£0.00
Total:	£0.00


# How To Purchase a Listed Seat

# CLUB CHELSEA TICKET EXCHANGE GUIDE

## STEP 1

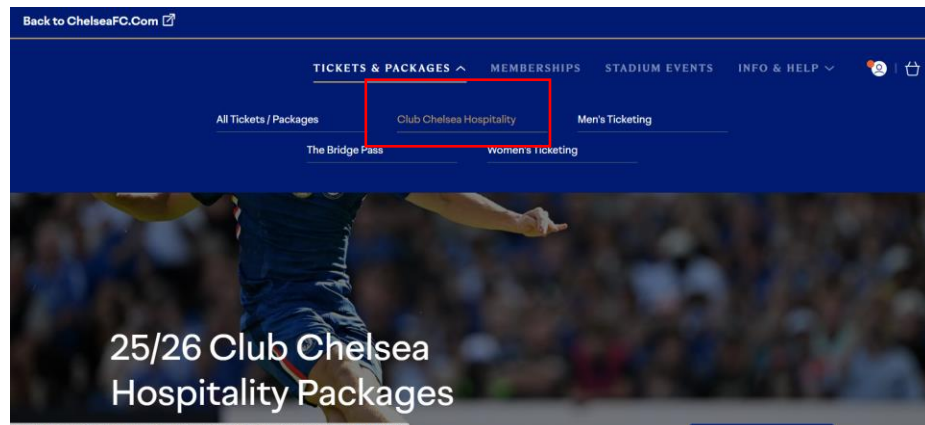
Visit [www.eticketing.co.uk/chelseafc](http://www.eticketing.co.uk/chelseafc) .

Please sign in to your account where indicated (Red Circle top right).



## STEP 2

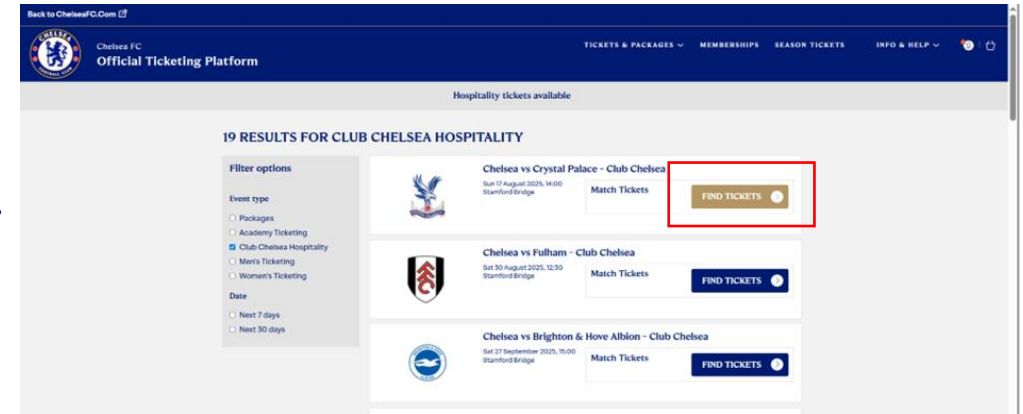
Select 'Tickets and Packages' followed by 'Club Chelsea Hospitality'.



# CLUB CHELSEA TICKET EXCHANGE GUIDE

## STEP 3

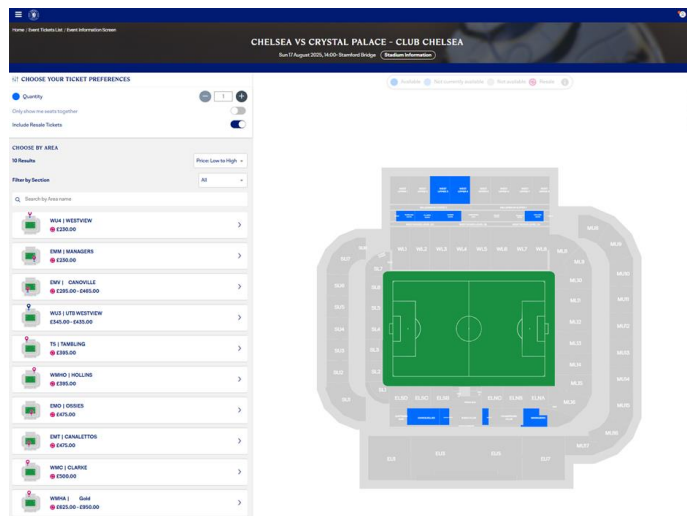
Select the fixture that you wish to attend and then press 'Find Tickets'.



## STEP 4

Seats listed on the Ticket Exchange will be indicated with a pink icon and also show on the left-hand side list.

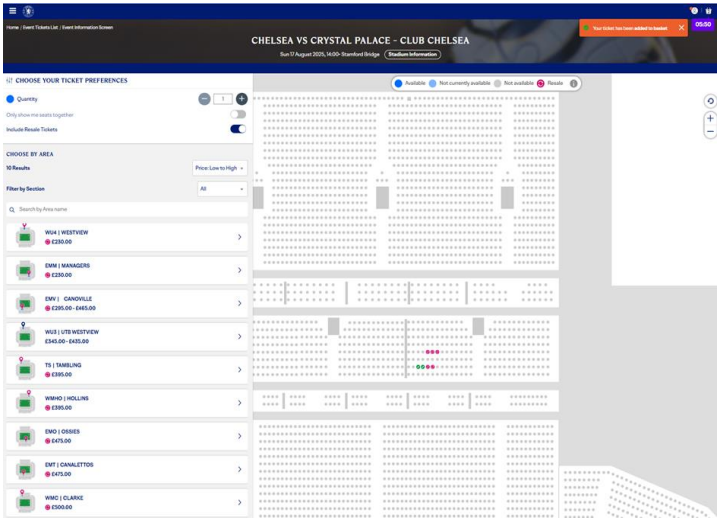
The area that has seats available to purchase will be highlighted in blue on the stadium map.



# CLUB CHELSEA TICKET EXCHANGE GUIDE

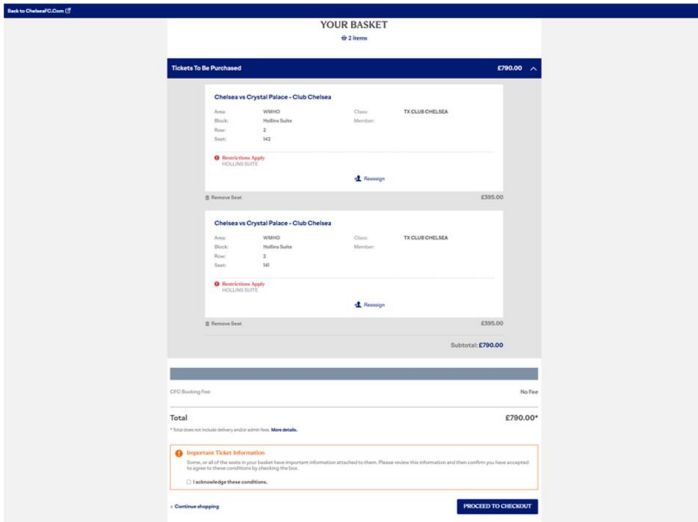
## STEP 5

Once a seat has been selected, it will be added to your basket which can be found in the top right-hand corner. Seats will remain in your basket for 6 minutes.



## STEP 6

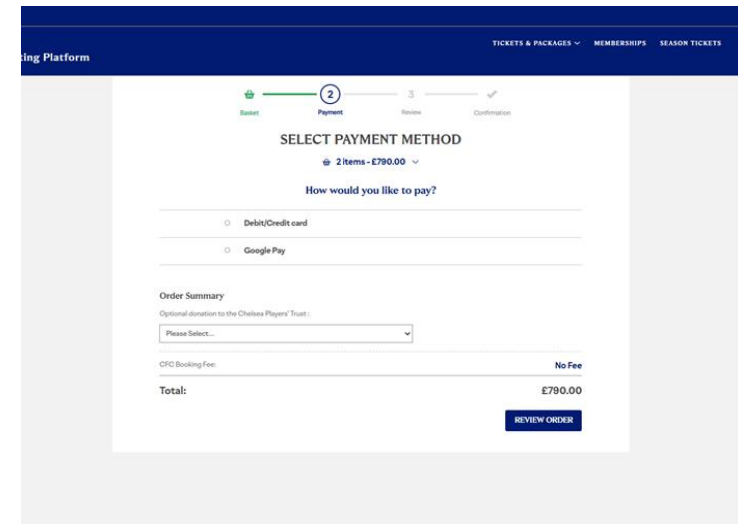
Please proceed to your basket, acknowledge the conditions, and then you may proceed to checkout.



# CLUB CHELSEA TICKET EXCHANGE GUIDE

## STEP 7

Please select your payment method and review your order before completing.



The screenshot shows the checkout process on the Chelsea FC website. At the top, there is a navigation bar with 'ing Platform' on the left and 'TICKETS & PACKAGES', 'MEMBERSHIPS', and 'SEASON TICKETS' on the right. Below the navigation bar, a progress indicator shows four steps: 'Basket', 'Payment' (highlighted with a '2'), 'Review', and 'Confirmation'. The main heading is 'SELECT PAYMENT METHOD' with a sub-heading '2 Items - £790.00'. The question 'How would you like to pay?' is followed by two radio button options: 'Debit/Credit card' and 'Google Pay'. Below this is an 'Order Summary' section with an 'Optional donation to the Chelsea Players' Trust' dropdown menu set to 'Please Select...'. The 'CFC Booking Fee' is listed as 'No Fee'. The 'Total' is '£790.00'. A 'REVIEW ORDER' button is located at the bottom right of the form.

## Step 8

Proceed to your basket, acknowledge the conditions and then you may proceed to checkout.


# How To Remove a Listed Seat From Sale

# CLUB CHELSEA TICKET EXCHANGE GUIDE

## STEP 1

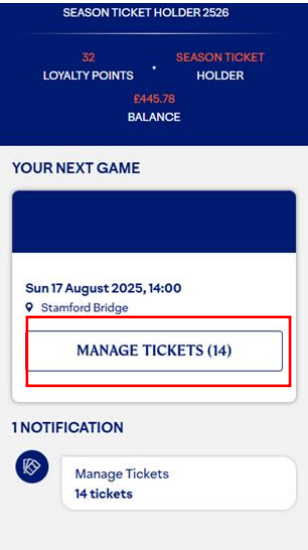
Visit [www.eticketing.co.uk/chelseafc](http://www.eticketing.co.uk/chelseafc) .

Please sign in to your account where indicated (Red Circle top right).



## STEP 2

Once logged in, please select 'Manage Tickets'.

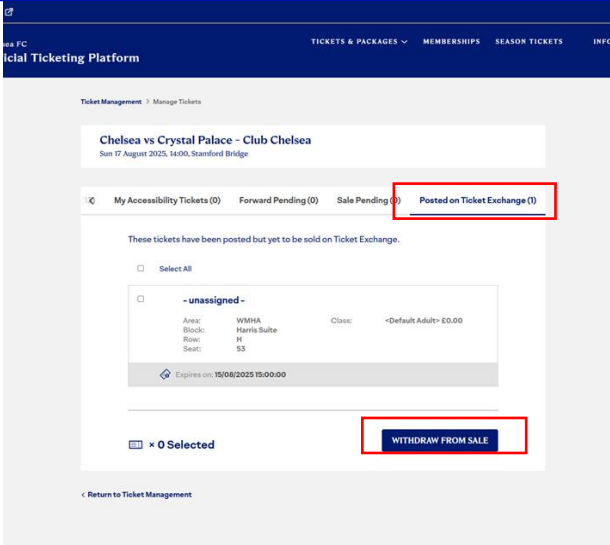


# CLUB CHELSEA TICKET EXCHANGE GUIDE

## STEP 3

On the horizontal navigation bar, please scroll to the right until you find 'Posted on the Ticket Exchange', then select.

You'll then be able to click the tick box next to the seat that you wish to remove from sale. Select 'Withdraw' to do so.



## STEP 4

Confirmation of the withdrawal will then be shown on your screen.

