



Works with
Apple HomeKit

PowerView®

ENABLING APPLE® HOMEKIT™ QUICK START GUIDE

Before You Begin:

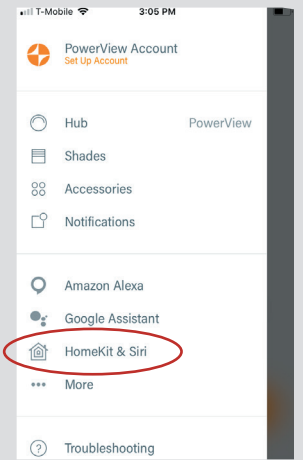
In order to take advantage of PowerView® integration with Apple® HomeKit™, you need:

- A PowerView® Hub, Gen 2, updated with the latest firmware
- A HomeKit setup code (located on the bottom of the PowerView Hub)
- An iPhone® or iPad® with the latest version of iOS and an Apple ID signed into iCloud
- The Apple Home app downloaded and installed on your iPhone or iPad

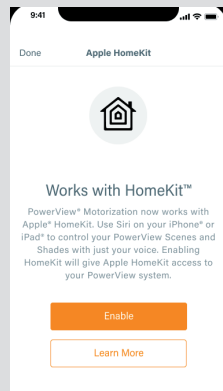
Tips

- Use of the PowerView Remote to control PowerView shades integrated with Apple HomeKit is not recommended. For optimal system performance, the Apple Home app, PowerView® App and Scene Controller are the recommended control options.
- Complete all Shade, Room and Scene configuration in the PowerView App prior to enabling HomeKit.
- Make any continual edits to Shades, Rooms or Scenes in the PowerView App. These edits will be pushed to Apple HomeKit.
- If any changes to Shade and/or Scene information are made in the Apple Home app, you will need to open the PowerView App to confirm those changes, and resolve any conflicts.
- Once HomeKit is enabled, it is recommended that the Apple Home admin be solely responsible for making any changes to PowerView information for best operation and experience. The Apple Home admin is the user who added the PowerView Hub as an accessory to their Home.

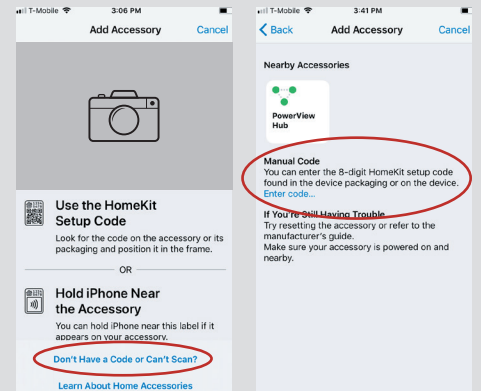
- 1 Open the PowerView App on your iPhone or iPad, access the menu and select HomeKit & Siri.**



- 2 Select Enable.**

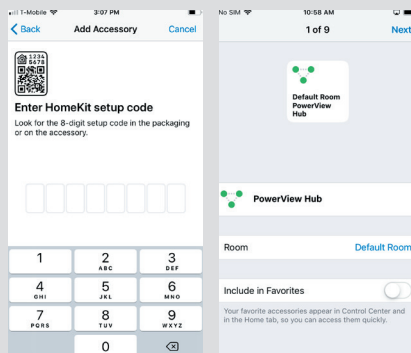


- 3 Select the option to manually enter the HomeKit setup code.**



- 4 Locate the setup code on the bottom of the PowerView Hub and enter it as indicated.**

Keep the default settings shown for your Hub and all accessories. PowerView will automatically sync your settings with HomeKit in the next step.



- 5 Follow the steps in the PowerView App to complete the integration. You will:**

- a. Add your PowerView Hub and Shades to HomeKit as accessories.**
- b. Synchronize all Shade, Room and Scene data between the PowerView and Apple Home apps.**



©2019 Hunter Douglas. All rights reserved. All trademarks used herein are the property of Hunter Douglas or their respective owners. 1/19

Apple, Apple HomeKit, iPhone and iPad are trademarks of Apple Inc., registered in the U.S. and other countries and regions.