

TORCH.AI™ | FORRESTER®

The Total Economic Impact of Torch.AI's Nexus Platform

June 2, 2022

TODAY'S PANELISTS



**Chief Executive Officer
at SE&M Solutions LLC**

*Over 30 years of military, federal
government and business
leadership in policy, IT and
services*



**Chief Strategy Officer
at Torch.AI**

*Over 20 years of leadership
experience focused on technology
solutions*



**TEI Consultant
at Forrester**

*Over 15 years of experience in
consulting and product marketing*





Why Nexus?

TEI Summary

Customer Results

Questions and Answers

ALIGN ON OUTCOMES



Make my team more productive

On average, every human creates more than 1.7 MB of data per second. Data creation will grow 300% by 2025.¹



Apply analysis prioritize resources

For every unique piece of enterprise data, today's data infrastructure tech creates copies.³



See correlation across data sources

Nearly 90% of the enterprise data generated today is unstructured.²

1. Statista, <https://www.statista.com/statistics/871513/worldwide-data-created> | 2. CIO, <https://www.cio.com/article/220347/ai-unleashes-the-power-of-unstructured-data.html> | 3. IDC, <https://www.idc.com/getdoc.jsp?containerId=prUS47560321>



Why Nexus?

TEI Summary

Customer Results

Questions and Answers

Disclosures


The audience should be aware of the following:

- This document is an abridged webinar version of a full case study (Forrester Total Economic Impact of Torch.AI Nexus, April 2022).
- The study is commissioned by Torch.AI and delivered by the Forrester Consulting group.
- Forrester makes no assumptions as to the potential return on investment that other organizations will receive. Forrester strongly advises that readers should use their own estimates within the framework provided in the study to determine the appropriateness of an investment in Torch.AI Nexus.
- Torch.AI Nexus reviewed and provided feedback to Forrester, but Forrester maintains editorial control over the study and its findings and does not accept changes to the study that contradict Forrester's findings or obscure the meaning of the study.
- The customer name(s) for the interview(s) was provided by Torch.AI.
- Forrester does not endorse Torch.AI Nexus.

[Download TEI Report](#)

Three-year impact

Based on an analysis of Torch.AI Nexus customer feedback and quantified benefit, cost, risk, and flexibility factors.



ROI
381%



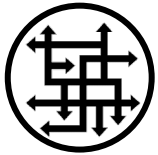
BENEFITS
\$44.6M



NPV
\$35.3M

Prior challenges

Drivers to make the investment in Nexus



Overly complex data infrastructure



Need for strong data security



Too many manual processes



Backlog of investigations



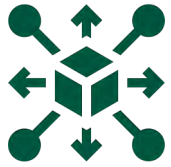
“Before Nexus, we essentially had two different systems that were out of sync with one another. Torch.AI solves that problem for us, using data brokerage to ingest the information, decompose it into data objects, tag it, and govern the distribution of it.”

- *Technical director*

Improved data availability and usability

FINANCIAL IMPACT

\$37.1M 3-year PV



Nexus allowed the interviewees to break down their data into shareable components that could be easily used by different groups — negating the need for redundant purchasing.

Decreased cost of data purchasing

FINANCIAL IMPACT

\$7.5M 3-year PV

There are additional benefits to using Torch.AI Nexus platform that weren't included in the ROI model



A shift to a data-centric paradigm



Decreased data silos
to improve shareability
and enhance analytic
outcomes



Reduced risk
exposure

Why Nexus?

TEI Summary

Customer Results

Questions and Answers

BEFORE

High operational costs

Manual processes

Conventional NLP tools & IT solutions

High latency processing times

Siloed data experience

WORLD'S LARGEST PRIVATELY
HELD **INSURANCE BROKERAGE**

AFTER

Reduced operational costs

Automation enabled

Modern AI data processing technology

Accelerated processing times

Seamless integration

WITH

TORCH.AI

Why Nexus?

TEI Summary

Customer Results

Questions and Answers

TORCH.AI™ | FORRESTER®

Thank you